



ΜΗΝΙΑΙΟ ΣΤΑΤΙΣΤΙΚΟ ΔΕΛΤΙΟ
MONTHLY STATISTICAL BULLETIN

ΝΟΕΜΒΡΙΟΣ – NOVEMBER – ΔΕΚΕΜΒΡΙΟΣ – DECEMBER 2002

ΤΡΑΠΕΖΑ ΤΗΣ ΕΛΛΑΔΟΣ - ΜΗΝΙΑΙΟ ΣΤΑΤΙΣΤΙΚΟ ΔΕΛΤΙΟ - ΝΟΕΜΒΡΙΟΣ - ΔΕΚΕΜΒΡΙΟΣ 2002

ΤΡΑΠΕΖΑ ΤΗΣ ΕΛΛΑΔΟΣ
ΔΙΕΥΘΥΝΣΗ ΟΙΚΟΝΟΜΙΚΩΝ ΜΕΛΕΤΩΝ

BANK OF GREECE
ECONOMIC RESEARCH DEPARTMENT



ΜΗΝΙΑΙΟ ΣΤΑΤΙΣΤΙΚΟ ΔΕΛΤΙΟ

MONTHLY STATISTICAL BULLETIN

ΤΟΜΟΣ 68ος – ΑΡΙΘ. 11 – 12
VOLUME LXVII – N^ο 11 – 12

ΝΟΕΜΒΡΙΟΣ – ΔΕΚΕΜΒΡΙΟΣ 2002
NOVEMBER – DECEMBER 2002

ISSN 1105 - 0519

ΣΥΜΒΟΛΙΣΜΟΙ ΚΑΙ ΣΥΝΤΜΗΣΕΙΣ

- Οι χιλιάδες, τα εκατομμύρια και τα δισεκατομμύρια χωρίζονται με τελεία (.), τα δεκαδικά με υποδιαστολή (,).
- Η παύλα (–) υποδηλώνει στοιχεία ανύπαρκτα ή ασήμαντα και οι τρεις τελείες (...) στοιχεία που δεν είναι διαθέσιμα.
- Οι τίτλοι ελληνικών ή διεθνών οργανισμών και υπηρεσιών καθώς και ορισμένοι γνωστοί όροι συχνά εμφανίζονται με τα αρχικά τους, ως εξής :

| | |
|--------|--|
| ΑΕ | : Ανώνυμη Εταιρία |
| ΑΝ | : Αναγκαστικός Νόμος |
| ΑΤΕ | : Αγροτική Τράπεζα της Ελλάδος |
| ΓΛΚ | : Γενικό Λογιστήριο του Κράτους |
| ΔΕΗ | : Δημόσια Επιχείρηση Ηλεκτρισμού |
| ΔΝΤ | : Διεθνές Νομισματικό Ταμείο |
| ΕΔ | : Ελληνικό Δημόσιο |
| ΕΚ | : Ευρωπαϊκές κοινότητες |
| ΕΚΤ | : Εθνική Κτηματική Τράπεζα της Ελλάδος |
| ΕΛΕΓΕΠ | : Ειδικός Λογαριασμός Εγγυήσεων Γεωργικών Προϊόντων |
| ΕΕ | : Ευρωπαϊκή Ένωση |
| ΕΟΠ | : Εθνικός Οργανισμός Προνοίας |
| ΕΠΕ | : Εταιρεία Περιορισμένης Ευθύνης |
| ΕΣΥΕ | : Εθνική στατιστική Υπηρεσία της Ελλάδος |
| ΕΤΒΑ | : Ελληνική Τράπεζα Βιομηχανικής Ανάπτυξης |
| ΕΤΕ | : Εθνική Τράπεζα της Ελλάδος |
| ΕΤΕΒΑ | : Εθνική Τράπεζα Επενδύσεων Βιομηχανικής Ανάπτυξης |
| ΕΤΝΣ | : Ευρωπαϊκό Ταμείο Νομισματικής Συνεργασίας |
| ΕΤΠΑ | : Ευρωπαϊκό Ταμείο Περιφερειακής Ανάπτυξης |
| ΕΥΔΑΠ | : Εταιρεία Υδρεύσεως και Αποχετεύσεως Πρωτευούσης |
| ΙΚΑ | : Ίδρυμα Κοινωνικών Ασφαλίσεων |
| ΚΥΔΕΠ | : Κεντρική Υπηρεσία Διαχείρισης Εγχώριων Προϊόντων |
| Ν | : Νόμος |
| ΝΑΤ | : Ναυτικό Απομαχικό Ταμείο |
| ΝΔ | : Νομοθετικό Διάταγμα |
| ΝΕ | : Νομισματική Επιτροπή |
| ΝΠΔΔ | : Νομικό Πρόσωπο Δημοσίου Δικαίου |
| ΟΑ | : Ολυμπιακή Αεροπορία |
| ΟΑΕΔ | : Οργανισμός Απασχολήσεως Εργατικού Δυναμικού |
| ΟΓΑ | : Οργανισμός Γεωργικών Ασφαλίσεων |
| ΟΕΚ | : Οργανισμός Εργατικής Κατοικίας |
| ΟΟΣΑ | : Οργανισμός Οικονομικής Συνεργασίας και Ανάπτυξης |
| ΟΠΕΚ | : Οργανισμός Πετρελαιοεξαγωγικών Κρατών |
| ΟΣΕ | : Οργανισμός Σιδηροδρόμων Ελλάδος |
| ΟΤΕ | : Οργανισμός Τηλεπικοινωνιών Ελλάδος |
| ΠΔΕ | : Προϋπολογισμός Δημοσίων Επενδύσεων |
| ΤΑΕ | : Ταμείο Ασφάλισης Εμπόρων |
| ΤΕ | : Τράπεζα της Ελλάδος |
| ΤΕΒΕ | : Ταμείο Ασφάλισης Επαγγελματιών και Βιοτεχνών Ελλάδος |
| ΤΠ & Δ | : Ταμείο Παρακαταθηκών και Δανείων |
| ΤΤ | : Ταχυδρομικό Ταμιευτήριο |
| ΤΤΔΕ | : Τυποποιημένη Ταξινόμηση Διεθνούς Εμπορίου |
| ΦΚΕ | : Φόρος Κύκλου Εργασιών |
| ΦΠΑ | : Φόρος Προστιθέμενης Αξίας |

Παρατήρηση: Οι περισσότεροι πίνακες έχουν ως πηγή στοιχείων την Τράπεζα της Ελλάδος. Σε περίπτωση που η πηγή των στοιχείων είναι άλλη, αυτό αναφέρεται στους πίνακες σε υποσημείωση.

SYMBOLS AND ABBREVIATIONS

- Thousands, millions and billions are separated by a dot (.) and decimals by a comma (,).
- The following symbols are used: (–)= negligible or nil, (...) not available.
- Names of Greek or international organisations and services as well as some well-known terms are often abbreviated as follows:

| | |
|---------|--|
| ΑΒΓ | : Agricultural Bank of Greece |
| AID | : Aid for International Development |
| BoG | : Bank of Greece |
| CC | : Currency Committee |
| CCC | : Commodity Credit Corporation |
| D & L F | : Deposits and Loans Fund |
| DLF | : Development Loans Fund |
| EC | : European Communities |
| EU | : European Union |
| EMCF | : European Monetary Cooperation Fund |
| ERDF | : European Regional Development Fund |
| GG | : Greek Government |
| HIDB | : Hellenic Industrial Development Bank |
| HRO | : Hellenic Railways Organisation |
| HTO | : Hellenic Telecommunications Organisation |
| IMF | : International Monetary Fund |
| KYDEP | : Home Products Handling Cooperative Administration |
| L | : Law |
| LEPL | : Legal Entity at Public Law |
| Ltd | : Limited liability company |
| NAII | : National Agricultural Insurance Institute |
| NBG | : National Bank of Greece |
| NIBID | : National Investment Bank for Industrial Development |
| NMBG | : National Mortgage Bank of Greece |
| NSSG | : National Statistical Service of Greece |
| OA | : Olympic Airways |
| OECD | : Organisation of Economic Cooperation and Development |
| OPEC | : Organisation of Petroleum Exporting Countries |
| PHB | : Professional and Handicraft Insurance Fund |
| PPC | : Public Power Corporation |
| PSB | : Postal Savings Bank |
| SA | : Société Anonyme |
| SAGAP | : Special Account of Guarantees of Agricultural Products |
| SDR | : Special Drawing Rights |
| SGAO | : State General Accounting Office |
| SITC | : Standard International Trade Classification |
| TIF | : Tradesmen's Insurance Fund |
| TT | : Turnover Tax |
| VAT | : Value Added Tax |

Remark: Most of the tables are based on information compiled by the Bank of Greece. Sources other than the Bank of Greece are mentioned in footnotes.

ΠΕΡΙΕΧΟΜΕΝΑ – CONTENTS

| | Σελίδα Page |
|---|----------------|
| Συμβολισμοί και συντμήσεις Symbols and abbreviations | 3 |
| Λογιστική Κατάσταση της Τράπεζας της Ελλάδος Financial Statement of the Bank of Greece | 8–9 |

Πίνακες – Tables

I. ΝΟΜΙΣΜΑ, ΠΙΣΤΗ ΤΡΑΠΕΖΕΣ – MONEY AND BANKING

| | |
|--|-------|
| 1. Ποσότητα χρήματος Money stock | 10 |
| 2. Τραπεζογραμμάτια σε κυκλοφορία, κατά ονομαστική αξία Banknotes in circulation, by denomination | 12 |
| 3. Νομισματική βάση Reserve money | 13 |
| 4. Εξέλιξη στοιχείων Ενεργητικού και Παθητικού της Τράπεζας της Ελλάδος Assets and Liabilities of the Bank of Greece | 14–17 |
| 5. Παράγοντες που μεταβάλλουν την κυκλοφορία των τραπεζογραμμάτων Factors affecting banknote circulation | 18 |
| 6. Παράγοντες που μεταβάλλουν τη νομισματική βάση Factors affecting reserve money | 19 |
| 7. Ενοποιημένη λογιστική κατάσταση των εμπορικών τραπεζών Consolidated balance sheet of commercial banks | 20 |
| 8. Ενοποιημένη λογιστική κατάσταση των ειδικών πιστωτικών οργανισμών Consolidated balance sheet of specialised credit institutions | 21 |
| 9. Ενοποιημένη λογιστική κατάσταση του νομισματικού συστήματος Consolidated balance sheet of the monetary system | 22–23 |
| 10. Παράγοντες που μεταβάλλουν την ποσότητα χρήματος M3 Factors affecting money stock | 24 |
| 11, 11α. Καταθέσεις στην Τράπεζα της Ελλάδος Deposits with the Bank of Greece | 25–26 |
| 12. Καταθέσεις στις εμπορικές τράπεζες και τους ειδικούς πιστωτικούς οργανισμούς Deposits with commercial banks and specialised credit institutions | 27 |
| 13. Καταθέσεις στις εμπορικές τράπεζες – Σε δραχμές Deposits with commercial banks – In drachmas | 29 |
| 14. Καταθέσεις στους ειδικούς πιστωτικούς οργανισμούς – Σε δραχμές Deposits with specialised credit institutions – In drachmas | 30 |
| 15. Ανάλυση των καταθέσεων όψεως και προθεσμίας σε δραχμές Breakdown of sight and time deposits in drachmas | 31 |
| 16. Καταθέσεις σε συνάλλαγμα Deposits in foreign currency | 32 |
| 17. Συνολική τραπεζική χρηματοδότηση κατά τομέα και κλάδο δραστηριότητας Total bank credit by sector of economic activity | 33 |
| 18. Συνολική τραπεζική χρηματοδότηση κατά φορέα Total bank credit by credit institution | 34 |
| 19. Συνολική τραπεζική χρηματοδότηση ιδιωτικού τομέα κατά διάρκεια και νόμισμα Total bank credit of private sector by maturity and currency | 35 |
| 20. Χρηματοδότηση της γεωργίας και της αλιείας Credit to agriculture and fishery | 36 |

ΠΕΡΙΕΧΟΜΕΝΑ – CONTENTS (συνέχεια – continued)

| | |
|---|-------|
| 21. Χρηματοδότηση της μεταποίησης και των μεταλλείων | 37 |
| Credit to manufacturing and mining | |
| 22. Χρηματοδότηση του εμπορίου | 38 |
| Credit to trade | |
| 23. Χρηματοδότηση των λοιπών κλάδων του ιδιωτικού τομέα | 39 |
| Credit to other activities in the private sector | |
| 24. Χρηματοδότηση των δημόσιων επιχειρήσεων και οργανισμών | 40 |
| Credit to public enterprises and entities | |
| 25. Χρηματοδότηση από τις εμπορικές τράπεζες κατά κλάδο δραστηριότητας | 41 |
| Commercial banks' credit by sector of economic activity | |
| 26. Χρηματοδότηση από τους ειδικούς πιστωτικούς οργανισμούς κατά κλάδο δραστηριότητας | 42 |
| Specialised credit institutions' credit by sector of economic activity | |
| 27. Μέσα τραπεζικά επιτόκια σε δραχμές | 43 |
| Average bank interest rates in drachmas | |
| 28. Κίνηση γραφείων συμψηφισμού | 44-45 |
| Clearing houses settlements | |
| 29. Ρυθμός μεταβολής προσφοράς χρήματος χωρών ΟΟΣΑ | 46 |
| Growth rate of money supply in OECD countries | |
| 30. Επιτόκια χρηματαγοράς χωρών ΟΟΣΑ | 46 |
| Money market rates in OECD countries | |

II. ΔΗΜΟΣΙΑ ΟΙΚΟΝΟΜΙΚΑ – PUBLIC FINANCE

| | |
|--|-------|
| 31. Κυριότεροι λογαριασμοί του Δημοσίου στην Τράπεζα της Ελλάδος | 47 |
| Main government accounts with the Bank of Greece | |
| 32. Κρατικός προϋπολογισμός | 48-49 |
| Central government budget | |
| 33. Έσοδα του Δημοσίου από φορολογία | 50-51 |
| Central government tax revenue | |
| 34. Ελλείμματα δημόσιων επιχειρήσεων και χρηματοδότησή τους | 52 |
| Deficits of public enterprises and their financing | |
| 35. Ελλείμματα οργανισμών κοινωνικής ασφάλισης και πρόνοιας και χρηματοδότησή τους | 53 |
| Deficits of social insurance funds and their financing | |

III. ΙΣΟΖΥΓΙΟ ΠΛΗΡΩΜΩΝ – BALANCE OF PAYMENTS

| | |
|---|-------|
| 36. Συνοπτική εμφάνιση του Ισοζυγίου Πληρωμών | 54 |
| Simplified presentation of the Balance of Payments | |
| 37. Βασικά συνολικά μεγέθη του Ισοζυγίου Πληρωμών | 56-57 |
| Main items of the Balance of Payments | |
| 38. Ανάλυση εξαγωγών (fob) κατά κατηγορία και είδος εμπορεύματος | 58-59 |
| Exports (fob) by commodity and commodity group | |
| 39. Ανάλυση εισαγωγών (cif) κατά κατηγορία και είδος εμπορεύματος | 60-63 |
| Imports (cif) by commodity and commodity group | |
| 40. Ανάλυση άδηλων πόρων – πληρωμών | 64-65 |
| Invisible receipts and payments | |
| 41. Ανάλυση κίνησης κεφαλαίων | 66-67 |
| Capital movement | |

ΠΕΡΙΕΧΟΜΕΝΑ – CONTENTS (συνέχεια – continued)

| | |
|---|-------|
| 42. Εξωτερικό εμπόριο της Ελλάδος, κατά χώρα | 68–69 |
| Greek commodity foreign trade, by country | |
| 43. Δείκτες μέσης αξίας και όγκου εξαγωγών – εισαγωγών | 70–71 |
| Indices of unit value and volume of exports-imports | |
| 44. Σύνθεση συναλλαγματικών διαθεσίμων | 72 |
| Composition of official foreign exchange reserves | |
| 45. Ισοτιμίες ξέμων νομισμάτων | 73 |
| Exchange rates of foreign currencies | |
| 46. Επίσημα αποθέματα χρυσού και εξωτερικού συναλλάγματος | 74–75 |
| Official reserves of gold and foreign exchange | |

IV. ΠΑΡΑΓΩΓΗ – PRODUCTION

| | |
|---|-------|
| 47. 47α. Ακαθάριστο εγχώριο προϊόν και εθνικό εισόδημα | 76–77 |
| Gross domestic product and national income | |
| 48. 48α. Διαθέσιμα αγαθά και υπηρεσίες και χρησιμοποίησή τους | 78–79 |
| The financing of the gross expenditure of the economy | |
| 49. 49α. Ακαθάριστες επενδύσεις στη χώρα | 80–81 |
| Gross domestic asset formation | |
| 50. Δείκτες βιομηχανικής παραγωγής (Μεταποίηση) | 82–83 |
| Index numbers of industrial production (Manufacturing) | |
| 51. Δείκτες βιομηχανικής παραγωγής, χωρών ΟΟΣΑ | 84–85 |
| Index numbers of industrial production in OECD countries | |

V. ΤΙΜΕΣ – PRICES

| | |
|--|---------------------|
| 52. Δείκτης τιμών καταναλωτή, ΕΣΥΕ (1994 = 100) | 86 |
| Consumer price index, NSSG (base: 1994 = 100) | |
| 53. Δείκτης τιμών καταναλωτή χωρών ΟΟΣΑ (1990 = 100) | 88–89 |
| Consumer price index in OECD countries (base: 1990 = 100) | |
| 54. Δείκτης τιμών χονδρικής πώλησης, σύνολο χώρας, ΕΣΥΕ (1990 = 100) | 90 |
| Wholesale price index, whole country, NSSG (base: 1990 = 100) | |
| 55. 55α. Τιμάρημος χονδρικής πώλησης περιοχής Αθηνών – Πειραιώς, Τράπεζας της Ελλάδος (1978 = 100) | 92–93 |
| Wholesale price index for the Athens-Piraeus area, Bank of Greece (base: 1978 = 100) | |
| 56. Τιμές χονδρικής πώλησης εμπορευμάτων στην αγορά Αθηνών – Πειραιώς | 94–95 |
| Wholesale commodity prices in the Athens-Piraeus market | |
| 57. Δείκτες τιμών παραγωγής και χονδρικής πώλησης (1990 = 100) | 96–97 |
| Index numbers of producers prices and wholesale prices (base: 1990 = 100) | |
| 58. Χονδρικές τιμές εμπορευμάτων στη διεθνή αγορά | 98–99 |
| Wholesale commodity prices in world market | |
| 59. Εναρμονισμένοι δείκτες τιμών καταναλωτή των χωρών μελών της Ευρωπαϊκής Ένωσης (ΕΕ) | 100–101 |
| Harmonized indices of consumer prices of European Union (EU) member states (1996 = 100) | |
| 60. Κύριες κατηγορίες των εναρμονισμένων δεικτών τιμών καταναλωτή | 102–102a, 103–103a |
| Main categories of harmonized indices of consumer prices | |
| 61. Διμερείς συναλλαγματικές ισοτιμίες έναντι του Ευρώ | 104(α-ιε)–105(α-ιε) |
| Bilateral exchange rates against the Euro | |
| 62. Ελλάδα: Εναρμονισμένος δείκτης τιμών καταναλωτή – βασικές κατηγορίες | 106 |
| Greece: Harmonized consumer price index – basic categories (1996 = 100) | |

Διαγράμματα – Charts

| | |
|--|----|
| 1. Εξελίξεις στα ρευστά διαθέσιμα | 11 |
| Developments in liquid assets | |
| 2. Καταθέσεις ιδιωτών σε δραχμές στις εμπορικές τράπεζες και τους ειδικούς πιστωτικούς οργανισμούς | 28 |
| Private deposits in drachmas with commercial banks and specialised credit institutions | |
| 3. Εξελίξεις στο ισοζύγιο πληρωμών | 55 |
| Developments in the balance of payments | |
| 4. Δείκτες τιμών καταναλωτή, ΕΣΥΕ | 87 |
| Consumer price indices, NSSG | |
| 5. Δείκτες τιμών χονδρικής πώλησης, ΕΣΥΕ | 91 |
| Wholesale price indices, NSSG | |

Λογιστική Κατάσταση της Τράπεζας της Ελλάδος
Financial Statement of the Bank of Greece

Χιλιάδες δραχμές

| Ενεργητικό – Assets | Νοέμβριος November | 30, 2000 | Δεκέμβριος December | 31, 2000 |
|--|-----------------------|-----------------------|------------------------|-----------------------|
| <i>Χρυσός και εξωτερικό συνάλλαγμα – Gold and foreign currencies</i> | | 6.006.047.173 | | 4.958.417.106 |
| <i>Διάφορες απαιτήσεις σε συν/γμα Miscellaneous claims in foreign currency</i> | | 7.097.631 | | 14.843.545 |
| <i>Κέρματα – Coin</i> | | 4.697.681 | | 3.634.971 |
| <i>Έντοκα γραμμάτια και ομόλογα Δημοσίου Treasury bills and government bonds</i> | | 954.672.420 | | 963.975.120 |
| <i>Πιστώσεις – Loans and advances</i> | | | | |
| I. Προς το Ελληνικό Δημόσιο – To the government | | | | |
| 1. Μακροπρόθεσμα δάνεια σε δραχμές Long-term loans in drachmas | 873.588.888 | | 825.558.687 | |
| 2. Δάνεια για συμμετοχή στο ΔΝΤ Loans for membership in the IMF | 333.463.330 | | 388.278.875 | |
| 3. Μακροπρόθεσμα δάνεια σε συνάλλαγμα Long-term loans in foreign currency | 755.427.284 | | 693.458.929 | |
| 4. Μακροπρόθεσμα δάνεια και τίτλοι με ρήτρα συναλλάγματος Long-term loans and securities with a foreign currency clause | <u>3.243.793.104</u> | 5.206.272.606 | <u>3.130.510.493</u> | 5.037.806.984 |
| II. Προς Τράπεζες – To banks | | | | |
| 1. Χορηγήσεις – Advances | 53.077.760 | | 52.994.179 | |
| 2. Καταθέσεις – Deposits | <u>1.138.402.732</u> | 1.191.480.492 | <u>247.200.000</u> | 300.194.179 |
| <i>Ακίνητα και εγκαταστάσεις – Premises and equipment</i> | | 29.567.951 | | 33.451.986 |
| <i>Λοιπά στοιχεία – Other assets</i> | | 356.212.701 | | 322.933.851 |
| ΣΥΝΟΛΟ – TOTAL | | 13.756.048.655 | | 11.635.257.742 |
| <i>Λογαριασμοί Τάξεως – Off-Balance -Sheet items</i> | | | | |
| Τίτλοι Ελλην. Δημοσίου από διαχείριση κεφαλαίων Δημ. Οργαν. Investment in Govnt securities on behalf of Public Entities | | 1.976.443.008 | | 1.974.515.008 |

Λογιστική Κατάσταση της Τράπεζας της Ελλάδος
Financial Statement of the Bank of Greece

Thousand drachmas

| Παθητικό – Liabilities | Νοέμβριος November | | Δεκέμβριος December | |
|--|-----------------------|---------------|------------------------|---------------|
| | 30, 2000 | | 31, 2000 | |
| <i>Κεφάλαιο μετοχικό – Share capital</i> | 16.984.478 | | 16.984.478 | |
| <i>Αποθεματικά – Reserves</i> | | | | |
| I. Τακτικό αποθεματικό – Regular reserve | 16.686.505 | | 16.984.478 | |
| II. Πρόβλεψη σύμφωνα με το Άρθρο 71 του Καταστατικού Provision according to Article 71 of the Statutes | 23.517.017 | | 43.517.017 | |
| III. Λοιπές προβλέψεις και ειδικό αποθεματικό συν/κών διαφορών Other provisions and special reserve for foreign currency valuation differences | 186.163.176 | 226.366.698 | 505.323.352 | 565.824.847 |
| Τραπεζογραμμάτια σε κυκλοφορία – Banknotes in circulation | 2.520.558.130 | | 3.036.425.169 | |
| <i>Υποχρεώσεις σε δραχμές – Liabilities in drachmas</i> | | | | |
| 1. Λογαριασμός ταμειακής διαχείρισης Ελληνικού Δημοσίου Central government cash management account | 1.148.730.555 | | 102.618.296 | |
| 2. Λογαριασμοί ταμειακής διαχείρισης δημόσιων οργανισμών Public entities' cash management accounts | 204.271.371 | | 84.142.626 | |
| 3. Καταθέσεις Τραπεζών – Deposits by banks | 3.147.132.201 | | 3.261.478.730 | |
| 4. Καταθέσεις διεθνών οργανισμών και τραπεζών εξωτερικού Deposits by international institutions and foreign banks | 297.060.728 | | 312.492.856 | |
| 5. Λοιπές καταθέσεις – Other deposits | 91.269.923 | 4.888.464.778 | 106.635.766 | 3.867.368.274 |
| Καταθέσεις Ελληνικού Δημοσίου Central government deposits | 762.157.623 | | 54.857.495 | |
| Ανακαταθέσεις Τραπεζών Redeposits by banks | 2.742.721.480 | | 2.379.184.550 | |
| Λοιπές καταθέσεις – Other deposits | 1.071.565.809 | | 437.214.772 | |
| Μακροπρόθεσμα δάνεια σε συνάλλαγμα συναφθέντα για λογαριασμό του Ελληνικού Δημοσίου Long-term loans in foreign currency on behalf of the Greek State | 663.334.999 | | 606.012.500 | |
| Λοιπές μακροπρόθεσμες υποχρεώσεις Other long-term liabilities in foreign currency | – | | – | |
| Λογαριασμός ειδικών τραβηκτικών δικαιωμάτων του Δ.Ν.Τ. Allocation of special drawing rights in the IMF | 52.187.605 | | 49.594.946 | |
| Συναλλαγματική θέση στο Δ.Ν.Τ. Reserve Position in the IMF | 114.824.281 | | 109.119.856 | |
| Εκκρεμείς λογαριασμοί – Suspense accounts | 2.367.907 | | – | |
| Λοιπές υποχρεώσεις – Other liabilities | 694.514.867 | | 512.670.855 | |
| ΣΥΝΟΛΟ – TOTAL | 13.756.048.655 | | 11.635.257.742 | |
| <i>Λογαριασμοί Τάξεως – Off-Balance -Sheet items</i> | | | | |
| Λογαριασμοί διαχείρισης κεφαλαίων δημ. οργανισμών Public entities' funds management account | 1.976.443.008 | | 1.974.515.008 | |

ΝΟΜΙΣΜΑ, ΠΙΣΤΗ, ΤΡΑΠΕΖΕΣ – MONEY AND BANKING

1. Ποσότητα χρήματος
Money stock

Εκατομμύρια δραχμές

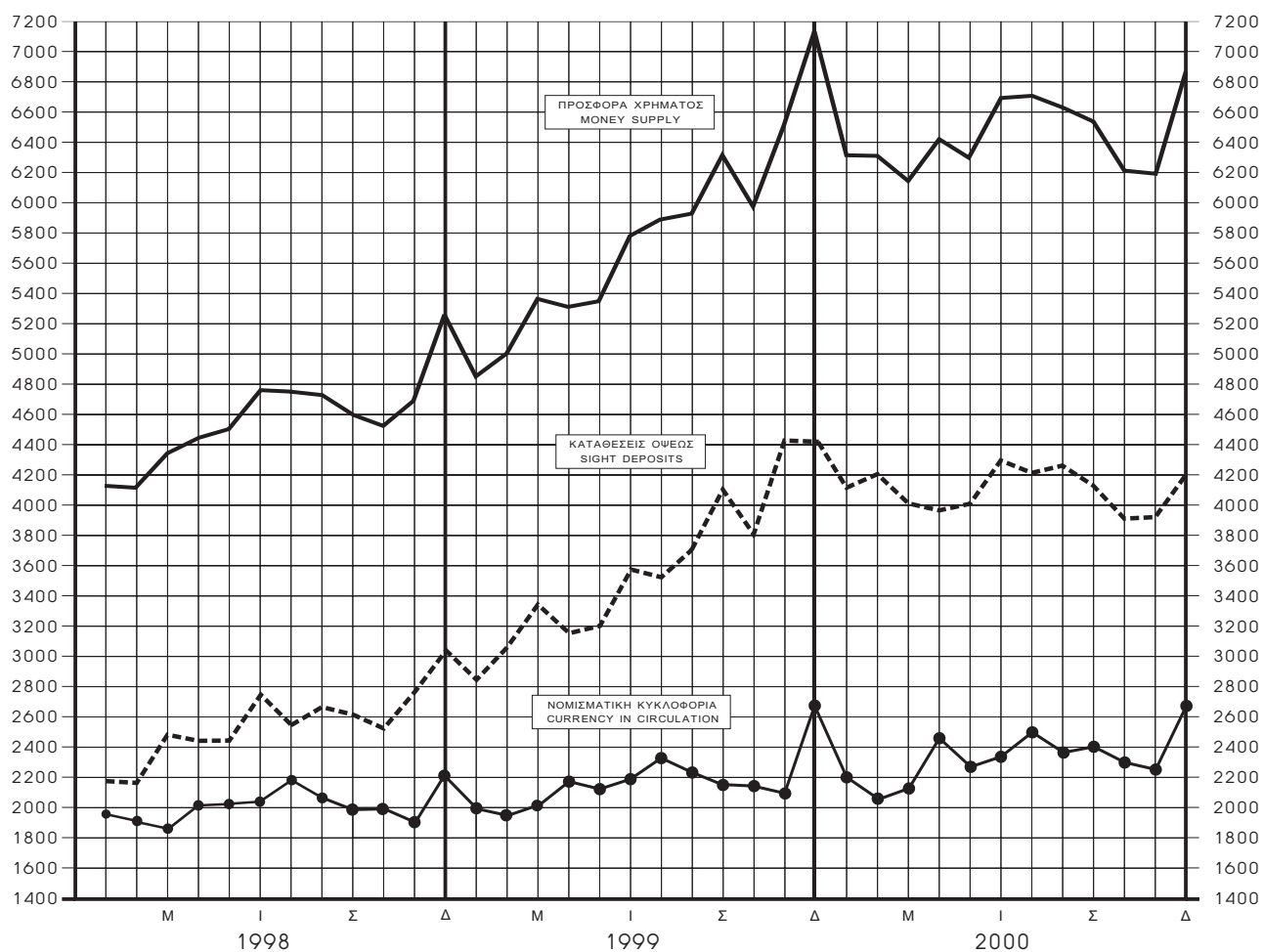
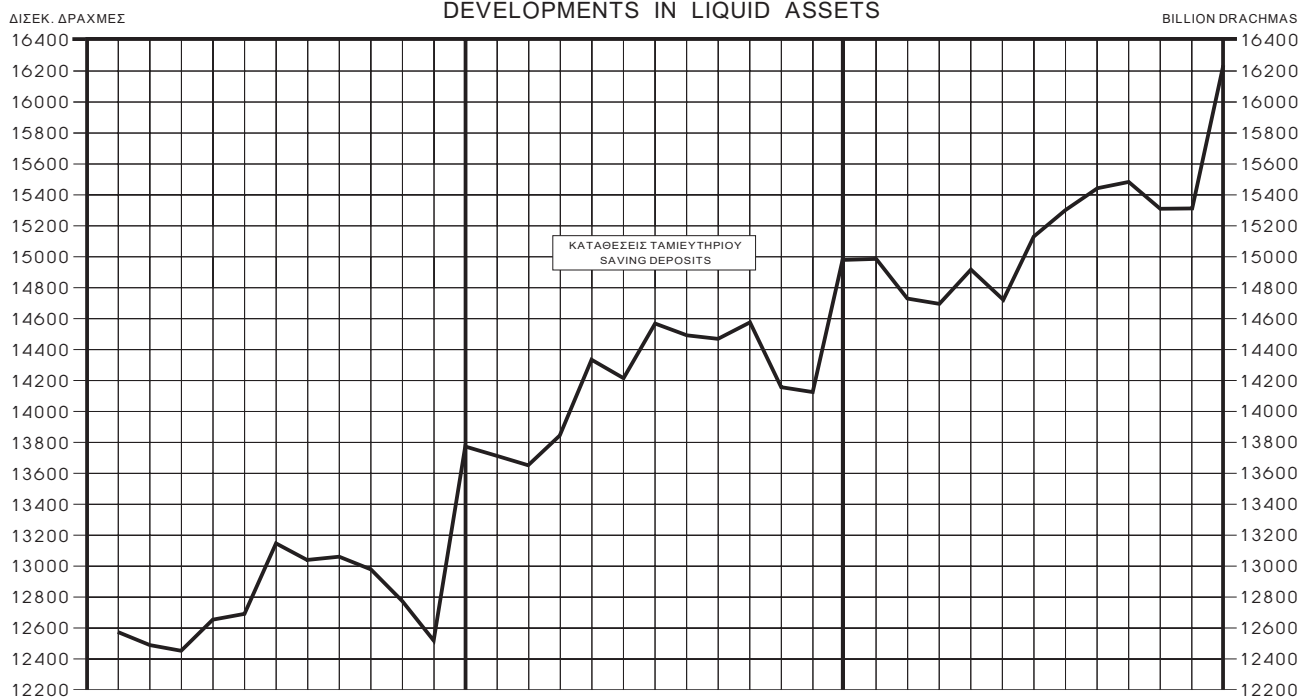
Million drachmas

| Τέλος έτους ή μηνός End of year or month | Συνολική ποσότητα χρήματος Total money stock | Νόμισμα σε κυκλοφορία – Currency in circulation | | | Καταθέσεις όψεως (α) – Sight deposits (α) | | | |
|---|---|---|--|-----------------|---|--------------------|---|--|
| | | Σύνολο Total | Τραπεζογραμμάτια έξω από το νομισματικό σύστημα Banknotes outside the monetary system | Κέρματα Coin | Σύνολο Total | Ιδιωτών Private | Δημόσιων επιχειρήσεων Public enterprises | Δημόσιων οργανισμών Public entities |
| 1990 | 1.880.821 | 1.162.041 | 1.142.343 | 19.698 | 718.780 | 421.447 | 51.709 | 245.624 |
| 1991 | 2.105.221 | 1.255.547 | 1.233.575 | 21.972 | 849.674 | 487.376 | 75.978 | 286.320 |
| 1992 | 2.357.090 | 1.410.091 | 1.382.285 | 27.806 | 946.999 | 558.158 | 93.036 | 295.805 |
| 1993 | 2.687.550 | 1.512.043 | 1.476.719 | 35.324 | 1.175.507 | 711.700 | 93.562 | 370.245 |
| 1994 | 3.299.367 | 1.687.698 | 1.648.283 | 39.415 | 1.611.669 | 1.105.846 | 117.723 | 388.100 |
| 1995 | 3.718.128 | 1.863.552 | 1.820.735 | 42.817 | 1.854.576 | 1.285.441 | 115.831 | 453.304 |
| 1996 | 4.295.746 | 1.941.362 | 1.896.287 | 45.075 | 2.354.384 | 1.606.580 | 110.981 | 636.823 |
| 1997 | 4.817.395 | 2.182.720 | 2.135.271 | 47.449 | 2.634.675 | 1.820.321 | 132.392 | 681.962 |
| 1998 | 5.245.754 | 2.205.863 | 2.156.211 | 49.652 | 3.039.891 | 2.309.623 | 109.754 | 620.514 |
| 1999 | 7.127.699 | 2.702.020 | 2.649.146 | 52.874 | 4.425.679 | 3.391.249 | 135.329 | 899.101 |
| 2000 | 6.867.995 | 2.672.892 | 2.612.073 | 60.819 | 4.195.103 | 3.135.516 | 205.716 | 853.871 |
| 1998 Ιουλ. – July | 4.751.813 | 2.184.553 | 2.135.881 | 48.672 | 2.567.260 | 1.717.972 | 180.196 | 669.092 |
| Αύγ. – Aug. | 4.740.960 | 2.061.439 | 2.012.354 | 49.085 | 2.679.521 | 1.730.447 | 202.457 | 746.617 |
| Σεπτ. – Sept. | 4.596.213 | 1.978.226 | 1.928.965 | 49.261 | 2.617.987 | 1.861.428 | 210.983 | 545.576 |
| Οκτ. – Oct. | 4.509.603 | 1.984.924 | 1.935.508 | 49.416 | 2.524.679 | 1.874.150 | 140.500 | 510.029 |
| Νοέμ. – Nov. | 4.679.940 | 1.902.604 | 1.853.255 | 49.349 | 2.777.336 | 1.935.935 | 180.767 | 660.634 |
| Δεκ. – Dec. | 5.245.754 | 2.205.863 | 2.156.211 | 49.652 | 3.039.891 | 2.309.623 | 109.754 | 620.514 |
| 1999 Ιαν. – Jan. | 4.839.831 | 1.986.871 | 1.937.142 | 49.729 | 2.852.960 | 2.068.443 | 108.677 | 675.840 |
| Φεβρ. – Feb. | 4.981.780 | 1.941.409 | 1.891.687 | 49.722 | 3.040.371 | 2.214.863 | 123.570 | 701.938 |
| Μάρτ. – Mar. | 5.384.754 | 2.030.064 | 1.980.294 | 49.770 | 3.354.690 | 2.465.518 | 130.761 | 758.411 |
| Απρ. – Apr. | 5.316.166 | 2.173.174 | 2.123.252 | 49.922 | 3.142.992 | 2.361.764 | 109.691 | 671.537 |
| Μάιος – May | 5.340.102 | 2.130.001 | 2.079.948 | 50.053 | 3.210.101 | 2.399.400 | 130.938 | 679.763 |
| Ιούν. – June | 5.772.524 | 2.181.708 | 2.131.337 | 50.371 | 3.590.816 | 2.655.696 | 165.073 | 770.047 |
| Ιουλ. – July | 5.864.353 | 2.333.048 | 2.282.071 | 50.977 | 3.531.305 | 2.701.955 | 169.049 | 660.301 |
| Αύγ. – Aug. | 5.925.428 | 2.220.428 | 2.169.189 | 51.239 | 3.705.000 | 2.808.823 | 160.644 | 735.533 |
| Σεπτ. – Sept. | 6.321.248 | 2.176.611 | 2.125.106 | 51.505 | 4.144.637 | 3.196.440 | 171.567 | 776.630 |
| Οκτ. – Oct. | 5.973.044 | 2.153.271 | 2.101.280 | 51.991 | 3.819.773 | 2.870.369 | 152.462 | 796.942 |
| Νοέμ. – Nov. | 6.529.065 | 2.095.934 | 2.043.741 | 52.193 | 4.433.131 | 3.347.253 | 156.228 | 929.650 |
| Δεκ. – Dec. | 7.127.699 | 2.702.020 | 2.649.146 | 52.874 | 4.425.679 | 3.391.249 | 135.329 | 899.101 |
| 2000 Ιαν. – Jan. | 6.329.980 | 2.200.392 | 2.147.169 | 53.223 | 4.129.588 | 3.098.778 | 145.983 | 884.827 |
| Φεβρ. – Feb. | 6.308.063 | 2.097.869 | 2.044.526 | 53.343 | 4.210.194 | 3.042.764 | 162.510 | 1.004.920 |
| Μάρτ. – Mar. | 6.177.750 | 2.146.938 | 2.093.383 | 53.555 | 4.030.812 | 2.994.915 | 171.305 | 864.592 |
| Απρ. – Apr. | 6.432.687 | 2.460.650 | 2.406.787 | 53.863 | 3.972.037 | 2.990.932 | 187.096 | 794.009 |
| Μάιος – May | 6.279.725 | 2.246.930 | 2.192.676 | 54.254 | 4.032.795 | 3.025.261 | 186.197 | 821.337 |
| Ιούν. – June | 6.676.759 | 2.374.066 | 2.319.579 | 54.487 | 4.302.693 | 3.282.668 | 184.365 | 835.660 |
| Ιουλ. – July | 6.705.151 | 2.494.020 | 2.439.126 | 54.894 | 4.211.131 | 3.153.253 | 186.451 | 871.427 |
| Αύγ. – Aug. | 6.647.239 | 2.377.348 | 2.321.861 | 55.487 | 4.269.891 | 3.108.477 | 188.203 | 973.211 |
| Σεπτ. – Sept. | 6.539.003 | 2.399.910 | 2.344.011 | 55.899 | 4.139.093 | 2.951.394 | 201.661 | 986.038 |
| Οκτ. – Oct. | 6.221.713 | 2.296.487 | 2.239.921 | 56.566 | 3.925.226 | 2.717.245 | 191.941 | 1.016.040 |
| Νοέμ. – Nov. | 6.188.236 | 2.257.026 | 2.198.216 | 58.810 | 3.931.210 | 2.709.664 | 193.846 | 1.027.700 |
| Δεκ. – Dec. | 6.867.995 | 2.672.892 | 2.612.073 | 60.819 | 4.195.103 | 3.135.516 | 205.716 | 853.871 |

(α) Δεν περιλαμβάνονται οι καταθέσεις του Δημοσίου στην Τράπεζα της Ελλάδος

(α) Government deposits with the Bank of Greece are not included.

1. ΕΞΕΛΙΞΕΙΣ ΣΤΑ ΡΕΥΣΤΑ ΔΙΑΘΕΣΙΜΑ DEVELOPMENTS IN LIQUID ASSETS



2. Τραπεζογραμμάτια σε κυκλοφορία κατά ονομαστική αξία
Banknotes in circulation, by denomination

| Τέλος έτους ή μηνός End of year or month | Ονομαστική αξία – Denomination | | | | | | | |
|---|--|----------------|-----------------|-----------------|-----------------|------------------|------------------|-------------------|
| | Σύνολο (α) Total | 50 Δρχ.-Dr. | 100 Δρχ.-Dr. | 200 Δρχ.-Dr. | 500 Δρχ.-Dr. | 1000 Δρχ.-Dr. | 5000 Δρχ.-Dr. | 10000 Δρχ.-Dr. |
| | <i>Εκατομύρια δραχμές – Million drachmas</i> | | | | | | | |
| 1987 | 669.070 | 2.638 | 13.062 | – | 15.335 | 224.678 | 413.357 | – |
| 1988 | 791.514 | 2.367 | 13.836 | – | 14.858 | 203.613 | 556.840 | – |
| 1989 | 1.028.212 | 2.074 | 15.548 | – | 15.970 | 189.747 | 804.873 | – |
| 1990 | 1.248.990 | 1.914 | 16.947 | – | 16.801 | 165.410 | 1.047.918 | – |
| 1991 | 1.348.942 | 1.861 | 17.731 | – | 18.023 | 129.188 | 1.182.139 | – |
| 1992 | 1.501.852 | 2.717 | 18.454 | – | 19.299 | 118.750 | 1.342.632 | – |
| 1993 | 1.606.274 | 2.409 | 13.814 | – | 22.167 | 112.439 | 1.455.445 | – |
| 1994 | 1.800.385 | 1.982 | 10.262 | – | 24.845 | 108.743 | 1.654.553 | – |
| 1995 | 2.018.137 | 1.616 | 9.889 | – | 26.034 | 100.503 | 1.522.078 | 358.017 |
| 1996 | 2.205.992 | 1.765 | 9.706 | 1.985 | 28.457 | 106.771 | 1.480.441 | 576.867 |
| 1997 | 2.404.012 | 1.923 | 9.376 | 5.529 | 29.569 | 110.104 | 1.184.457 | 1.063.054 |
| 1998 | 2.469.767 | 1.730 | 9.632 | 7.409 | 30.131 | 103.977 | 942.710 | 1.374.178 |
| 1999 | 3.101.229 | 1.861 | 9.614 | 8.063 | 31.943 | 111.334 | 868.344 | 2.070.070 |
| 2000 | 3.036.426 | 1.518 | 8.806 | 7.287 | 29.757 | 115.081 | 663.764 | 2.210.213 |
| 1998 Οκτ. – Oct. | 2.164.230 | 1.732 | 9.306 | 7.142 | 28.568 | 101.069 | 882.789 | 1.133.624 |
| Νοέμ. – Nov. | 2.109.448 | 1.688 | 9.282 | 7.172 | 28.477 | 99.988 | 841.670 | 1.121.171 |
| Δεκ. – Dec. | 2.469.767 | 1.730 | 9.632 | 7.409 | 30.131 | 103.977 | 942.710 | 1.374.178 |
| 1999 Ιαν. – Jan. | 2.172.350 | 1.521 | 9.558 | 7.386 | 29.109 | 98.842 | 819.845 | 1.206.089 |
| Φεβρ. – Feb. | 2.120.035 | 1.272 | 9.540 | 7.208 | 28.620 | 95.826 | 782.717 | 1.194.852 |
| Μάρτ. – Mar. | 2.225.275 | 1.780 | 9.569 | 7.121 | 28.483 | 98.580 | 795.536 | 1.284.206 |
| Απρ. – Apr. | 2.362.464 | 1.654 | 9.686 | 7.324 | 28.822 | 93.790 | 836.548 | 1.384.640 |
| Μάιος – May | 2.357.308 | 1.886 | 9.665 | 7.308 | 29.466 | 105.607 | 876.919 | 1.326.457 |
| Ιούν. – June | 2.408.320 | 1.445 | 9.633 | 7.706 | 29.141 | 111.987 | 848.933 | 1.399.475 |
| Ιούλ. – July | 2.563.611 | 1.795 | 9.742 | 7.947 | 30.250 | 110.235 | 876.755 | 1.526.887 |
| Αύγ. – Aug. | 2.467.224 | 1.234 | 9.622 | 8.389 | 30.840 | 107.818 | 844.037 | 1.465.284 |
| Σεπτ. – Sept. | 2.418.193 | 1.935 | 9.673 | 7.980 | 30.227 | 108.819 | 822.911 | 1.436.648 |
| Οκτ. – Oct. | 2.395.067 | 1.437 | 9.820 | 6.946 | 28.262 | 106.101 | 776.002 | 1.466.499 |
| Νοέμ. – Nov. | 2.349.384 | 1.176 | 9.632 | 7.988 | 30.542 | 106.427 | 737.471 | 1.456.148 |
| Δεκ. – Dec. | 3.101.229 | 1.861 | 9.614 | 8.063 | 31.943 | 111.334 | 868.344 | 2.070.070 |
| 2000 Ιαν. – Jan. | 2.499.713 | 1.751 | 9.499 | 7.999 | 31.246 | 106.987 | 703.169 | 1.639.062 |
| Φεβρ. – Feb. | 2.368.776 | 1.186 | 9.475 | 7.817 | 30.320 | 101.383 | 653.782 | 1.564.813 |
| Μάρτ. – Mar. | 2.386.987 | 1.672 | 9.309 | 7.638 | 30.076 | 101.685 | 645.919 | 1.590.688 |
| Απρ. – Apr. | 2.763.185 | 1.657 | 9.395 | 7.737 | 30.948 | 109.975 | 716.770 | 1.886.703 |
| Μάιος – May | 2.508.066 | 1.505 | 9.280 | 7.524 | 30.849 | 108.850 | 652.348 | 1.697.710 |
| Ιούν. – June | 2.663.219 | 1.864 | 9.321 | 7.457 | 31.160 | 114.785 | 695.899 | 1.802.733 |
| Ιούλ. – July | 2.791.315 | 1.396 | 9.211 | 7.257 | 30.984 | 76.482 | 749.189 | 1.916.796 |
| Αύγ. – Aug. | 2.655.959 | 1.328 | 9.030 | 7.437 | 31.075 | 114.206 | 667.442 | 1.825.441 |
| Σεπτ. – Sept. | 2.663.724 | 1.336 | 9.056 | 7.458 | 30.632 | 116.937 | 650.747 | 1.847.558 |
| Οκτ. – Oct. | 2.582.477 | 1.296 | 9.038 | 7.230 | 29.956 | 113.628 | 617.986 | 1.803.343 |
| Νοέμ. – Nov. | 2.520.558 | 1.512 | 9.074 | 7.037 | 29.491 | 108.636 | 589.559 | 1.775.249 |
| Δεκ. – Dec. | 3.036.426 | 1.518 | 8.806 | 7.287 | 29.757 | 115.081 | 663.764 | 2.210.213 |

(α) Δεν περιλαμβάνονται τα κέρματα

(a) Coins not included.

3. Νομισματική βάση Reserve money

Εκατομμύρια δραχμές

Million drachmas

| Τέλος έτους ή μηνός End of year or month | Γενικό σύνολο Grand total | Ιδιωτικός τομέας Private sector | | | Δημόσιος τομέας Public sector | Τραπεζικός τομέας Banking sector | | |
|---|------------------------------|------------------------------------|--|------------------------|--|-------------------------------------|--|--|
| | | Σύνολο Total | Τραπεζο- γραμμάτια έξω από το νομισματικό σύστημα (α) Banknotes outside the monetary system | Κέρματα (β) Coin | Καταθέσεις όψεως δημόσιων οργανισμών και δημόσιων επιχειρήσεων Sight deposits by public entities and public enterprises | Σύνολο Total | Εμπορικές τράπεζες Commercial banks | Ειδικοί πιστωτικοί οργανισμοί Specialised credit institutions |
| 1996 | 4.138.898 | 1.941.362 | 1.896.287 | 45.075 | 29.663 | 2.167.873 | 1.683.083 | 484.790 |
| 1997 | 4.693.479 | 2.182.720 | 2.135.271 | 47.449 | 5.148 | 2.505.611 | 1.883.629 | 621.982 |
| 1998 | 6.126.459 | 2.205.863 | 2.156.211 | 49.652 | 4.487 | 3.916.109 | 3.273.743 | 642.366 |
| 1999 | 7.434.576 | 2.702.020 | 2.649.146 | 52.874 | 165.805 | 4.566.751 | 3.992.749 | 574.002 |
| 2000 | 6.443.178 | 2.672.892 | 2.612.073 | 60.819 | 60.820 | 3.709.466 | 3.044.653 | 664.813 |
| 1998 Ιουλ. – July | 5.412.286 | 2.184.553 | 2.135.881 | 48.672 | 53.193 | 3.174.540 | 2.489.249 | 685.291 |
| Αύγ. – Aug. | 5.026.065 | 2.061.439 | 2.012.354 | 49.085 | 141.978 | 2.822.648 | 2.134.055 | 688.593 |
| Σεπτ. – Sept. | 5.153.603 | 1.978.226 | 1.928.965 | 49.261 | 5.525 | 3.169.852 | 2.523.655 | 646.197 |
| Οκτ. – Oct. | 5.385.813 | 1.984.924 | 1.935.508 | 49.416 | 12.937 | 3.387.931 | 2.832.006 | 555.925 |
| Νοέμ. – Nov. | 5.161.241 | 1.902.604 | 1.853.255 | 49.349 | 97.661 | 3.160.976 | 2.638.423 | 522.553 |
| Δεκ. – Dec. | 6.126.459 | 2.205.863 | 2.156.211 | 49.652 | 4.487 | 3.916.109 | 3.273.743 | 642.366 |
| 1999 Ιαν. – Jan. | 5.729.936 | 1.986.871 | 1.937.142 | 49.729 | 65.162 | 3.677.903 | 3.100.418 | 577.485 |
| Φεβρ. – Feb. | 6.338.117 | 1.941.409 | 1.891.687 | 49.722 | 84.176 | 4.312.532 | 3.624.467 | 688.065 |
| Μάρτ. – Mar. | 6.802.701 | 2.030.064 | 1.980.294 | 49.770 | 164.773 | 4.607.864 | 3.779.734 | 828.130 |
| Απρ. – Apr. | 7.231.349 | 2.173.174 | 2.123.252 | 49.922 | 54.506 | 5.003.669 | 4.243.321 | 760.348 |
| Μάιος – May | 6.457.676 | 2.130.001 | 2.079.948 | 50.053 | 51.099 | 4.276.576 | 3.626.715 | 649.861 |
| Ιούν. – June | 7.238.275 | 2.181.708 | 2.131.337 | 50.371 | 111.848 | 4.944.719 | 4.327.064 | 617.655 |
| Ιουλ. – July | 7.088.517 | 2.333.048 | 2.282.071 | 50.977 | 19.725 | 4.735.744 | 3.938.381 | 494.338 |
| Αύγ. – Aug. | 7.233.234 | 2.220.428 | 2.169.189 | 51.239 | 44.894 | 4.967.912 | 3.902.176 | 741.641 |
| Σεπτ. – Sept. | 7.219.580 | 2.176.611 | 2.125.106 | 51.505 | 115.332 | 4.927.637 | 3.977.248 | 918.879 |
| Οκτ. – Oct. | 6.012.419 | 2.153.271 | 2.101.280 | 51.991 | 64.960 | 3.794.188 | 3.051.981 | 730.337 |
| Νοέμ. – Nov. | 6.412.868 | 2.095.934 | 2.043.741 | 52.193 | 187.952 | 4.128.982 | 3.395.699 | 733.283 |
| Δεκ. – Dec. | 7.434.576 | 2.702.020 | 2.649.146 | 52.874 | 165.805 | 4.566.751 | 3.992.749 | 574.002 |
| 2000 Ιαν. – Jan. | 6.305.439 | 2.200.392 | 2.147.169 | 53.223 | 87.053 | 4.017.994 | 3.299.695 | 718.299 |
| Φεβρ. – Feb. | 6.638.475 | 2.097.869 | 2.044.526 | 53.343 | 208.738 | 4.331.868 | 3.429.577 | 839.091 |
| Μάρτ. – Mar. | 6.434.662 | 2.146.938 | 2.093.383 | 53.555 | 142.804 | 4.144.920 | 3.441.048 | 703.872 |
| Απρ. – Apr. | 6.629.920 | 2.460.650 | 2.406.787 | 53.863 | 59.135 | 4.110.135 | 3.539.735 | 570.400 |
| Μάιος – May | 6.779.057 | 2.246.930 | 2.192.676 | 54.254 | 92.329 | 4.439.798 | 3.701.533 | 738.265 |
| Ιούν. – June | 6.779.741 | 2.374.066 | 2.319.579 | 54.487 | 104.564 | 4.301.111 | 3.800.676 | 500.435 |
| Ιουλ. – July | 6.283.888 | 2.494.020 | 2.439.126 | 54.894 | 61.947 | 3.727.921 | 3.181.028 | 546.893 |
| Αύγ. – Aug. | 5.965.278 | 2.377.348 | 2.321.861 | 55.487 | 129.615 | 3.458.315 | 2.929.364 | 528.951 |
| Σεπτ. – Sept. | 6.037.044 | 2.399.910 | 2.344.011 | 55.899 | 115.780 | 3.521.354 | 3.025.942 | 495.412 |
| Οκτ. – Oct. | 6.100.094 | 2.296.487 | 2.239.921 | 56.566 | 136.530 | 3.667.077 | 3.041.657 | 625.420 |
| Νοέμ. – Nov. | 5.985.926 | 2.257.026 | 2.198.216 | 58.810 | 203.931 | 3.524.969 | 2.921.176 | 603.793 |
| Δεκ. – Dec. | 6.443.178 | 2.672.892 | 2.612.073 | 60.819 | 60.820 | 3.770.466 | 3.044.653 | 664.813 |

(α) Περιλαμβάνονται και τα τραπεζογραμμάτια που βρίσκονται στα ταμεία των δημόσιων επιχειρήσεων και οργανισμών.

(β) Περιλαμβάνονται και τα κέρματα που διακρατούνται από τις δημόσιες επιχειρήσεις, τους δημόσιους οργανισμούς και το τραπεζικό σύστημα.

* Προσωρινά στοιχεία.

(α) Including banknotes held by public enterprises and public entities.

(β) Including coins held by public enterprises, public entities and the banking system.

* Provisional data.

4. Εξέλιξη στοιχείων Ενεργητικού και Παθητικού της Τράπεζας της Ελλάδος*
Assets and Liabilities of the Bank of Greece*

ΕΝΕΡΓΗΤΙΚΟ

Εκατομμύρια δραχμές

| Τέλος έτους ή μηνός | Συναλλαγματικά διαθέσιμα Foreign assets | | | Διάφορες απατήσεις σε συν/γμα Miscellaneous claims in foreign currency | Απατήσεις έναντι του Ελληνικού Δημοσίου Claims on Central Government | | | | | |
|------------------------|--|-----------------------------------|---|---|---|--|--|--|-----------|-----------|
| | Χρυσός Gold | Συνάλλαγμα Foreign currency | Κατάθεση στην Ευρωπαϊκή Κεντρική Τράπεζα Deposits with ECB | | Πιστώσεις σε δραχμές Loans and advances | Έντοκα γραμ/τια και ομόλογα Ελλ. Δημοσίου Treasury bills and government bonds | Μακροπρόθεσμα δάνεια σε συν/γμα Long-term loans in foreign currency | Μακροπρόθεσμα δάνεια και τίτλοι με ρήτρα συν/τος Long term loans and securities with a foreign currency clause | | |
| 1996 | 257.243 | 4.462.167 | 3.795 | 548.083 | 1.396.128 | 233.227 | 2.129.639 | 2.655.256 | | |
| 1997 | 239.526 | 3.506.166 | 3.861 | 286.876 | 1.350.716 | 263.011 | 1.578.750 | 2.775.495 | | |
| 1998 | 242.371 | 4.893.774 | 4.082 | 287.138 | 1.033.497 | 694.117 | 1.082.801 | 2.891.393 | | |
| 1999 | 256.789 | 5.972.277 | 1.698 | 217.264 | 970.720 | 823.545 | 1.029.407 | 3.013.513 | | |
| 2000 | 275.381 | 4.681.373 | 1.752 | 14.843 | 879.217 | 963.975 | 693.459 | 3.130.510 | | |
| 1998 | Απρ. | 268.345 | 5.477.961 | 4.303 | 304.924 | 1.335.194 | 292.784 | 1.546.997 | 3.097.900 | |
| | Μάιος | 259.354 | 5.506.488 | 4.170 | 278.503 | 1.291.904 | 309.109 | 1.449.482 | 3.004.116 | |
| | Ιούν. | 259.375 | 5.623.564 | 4.134 | 273.111 | 1.291.201 | 324.975 | 1.443.566 | 2.977.608 | |
| | Ιούλ. | 251.842 | 5.466.171 | 4.058 | 245.559 | 1.286.417 | 324.793 | 1.355.227 | 2.918.678 | |
| | Αύγ. | 260.547 | 4.849.800 | 4.210 | 254.698 | 1.283.962 | 342.505 | 1.318.758 | 3.020.762 | |
| | Σεπτ. | 245.749 | 4.796.611 | 4.195 | 255.108 | 1.284.523 | 359.405 | 1.287.577 | 2.956.436 | |
| | Οκτ. | 238.906 | 4.881.555 | 4.137 | 288.273 | 1.284.427 | 359.363 | 1.365.299 | 2.902.941 | |
| | Νοέμ. | 243.346 | 4.785.505 | 4.079 | 278.206 | 1.322.301 | 376.260 | 1.343.141 | 2.897.131 | |
| | Δεκ. | 242.371 | 4.893.774 | 4.082 | 287.138 | 1.033.497 | 694.117 | 1.082.801 | 2.891.393 | |
| | 1999 | Ιαν. | 241.494 | 5.847.536 | 1.651 | 278.963 | 1.034.188 | 698.482 | 1.062.003 | 2.840.357 |
| | | Φεβρ. | 250.614 | 6.188.795 | 1.655 | 203.229 | 1.002.196 | 708.401 | 931.232 | 2.884.021 |
| | | Μάρτ. | 260.850 | 6.314.219 | 1.676 | 177.717 | 1.004.999 | 715.293 | 868.958 | 2.950.366 |
| Απρ. | | 263.898 | 6.525.957 | 1.675 | 179.039 | 996.243 | 733.240 | 874.506 | 2.962.493 | |
| Μάιος | | 266.398 | 6.088.257 | 1.672 | 179.451 | 996.672 | 746.222 | 874.452 | 2.969.471 | |
| Ιούν. | | 270.063 | 6.348.748 | 1.669 | 177.767 | 999.415 | 753.172 | 882.975 | 2.982.593 | |
| Ιούλ. | | 261.055 | 6.630.577 | 1.671 | 179.324 | 991.814 | 770.092 | 887.776 | 2.945.534 | |
| Αύγ. | | 266.240 | 6.769.522 | 1.678 | 188.974 | 961.600 | 781.161 | 931.610 | 2.974.434 | |
| Σεπτ. | | 265.156 | 6.545.549 | 1.689 | 197.339 | 980.457 | 785.269 | 954.299 | 2.981.401 | |
| Οκτ. | | 272.434 | 6.066.994 | 1.697 | 197.199 | 984.705 | 802.577 | 976.058 | 3.018.335 | |
| Νοέμ. | | 260.627 | 5.934.719 | 1.691 | 208.886 | 989.233 | 818.547 | 1.018.694 | 3.044.826 | |
| Δεκ. | | 256.789 | 5.972.277 | 1.698 | 217.264 | 970.720 | 823.545 | 1.029.407 | 3.013.513 | |
| 2000 | Ιαν. | 264.286 | 5.641.592 | 1.706 | 211.494 | 940.330 | 839.602 | 1.024.312 | 3.047.841 | |
| | Φεβρ. | 268.017 | 6.273.169 | 1.717 | 204.784 | 920.034 | 855.180 | 1.011.750 | 3.072.634 | |
| | Μάρτ. | 274.382 | 5.683.297 | 1.721 | 84.274 | 936.624 | 862.161 | 885.367 | 3.098.100 | |
| | Απρ. | 286.430 | 5.835.620 | 1.728 | 92.845 | 932.647 | 878.943 | 910.284 | 3.145.591 | |
| | Μάιος | 283.978 | 5.371.190 | 1.732 | 88.053 | 899.762 | 890.500 | 890.228 | 3.142.734 | |
| | Ιούν. | 275.964 | 5.259.278 | 1.732 | 90.480 | 896.502 | 900.375 | 881.143 | 3.115.493 | |
| | Ιούλ. | 286.470 | 5.550.722 | 1.734 | 92.641 | 890.661 | 915.133 | 885.610 | 3.152.199 | |
| | Αύγ. | 296.174 | 5.513.733 | 1.736 | 99.518 | 896.366 | 924.978 | 928.801 | 3.084.364 | |
| | Σεπτ. | 302.803 | 5.464.369 | 1.744 | 102.655 | 903.502 | 934.826 | 922.600 | 3.218.192 | |
| | Οκτ. | 316.917 | 5.680.450 | 1.746 | 9.656 | 906.967 | 944.772 | 788.241 | 3.265.836 | |
| | Νοέμ. | 308.398 | 5.695.898 | 1.751 | 7.098 | 908.389 | 954.672 | 755.427 | 3.243.793 | |
| | Δεκ. | 275.381 | 4.681.373 | 1.752 | 14.843 | 879.217 | 963.975 | 693.459 | 3.130.510 | |

* Περιλαμβάνονται και τα κέρματα του Δημοσίου που κυκλοφορούν εκτός Τράπεζας της Ελλάδος

4. Εξέλιξη στοιχείων Ενεργητικού και Παθητικού της Τράπεζας της Ελλάδος* (συνέχεια)
Assets and Liabilities of the Bank of Greece* (continued)

Million drachmas

ASSETS

| Πιστώσεις προς: Loans and advances to: | | | Ακίνητα και εγκαταστάσεις Bank premises and equipment | Λοιπά στοιχεία Other assets | ΣΥΝΟΛΟ ΕΝΕΡΓΗΤΙΚΟΥ TOTAL ASSETS | End of year or month |
|--|---|---|---|--|--|-------------------------|
| Εμπορικές τράπεζες Commercial banks | Ειδικούς πιστωτικούς οργανισμούς Specialised credit institutions | Ιδιώτες και ιδιωτικές επιχειρήσεις Individuals and private enterprises | | | | |
| 261.002 | 71.778 | 19.899 | 16.824 | 345.971 | 12.401.012 | 1996 |
| 697.526 | 94.319 | 21.916 | 20.310 | 205.754 | 11.044.226 | 1997 |
| 367.797 | 79.425 | 24.635 | 22.662 | 267.918 | 11.891.610 | 1998 |
| 54.121 | 284 | 27.313 | 24.997 | 197.813 | 12.589.741 | 1999 |
| 299.061 | 212 | 37.513 | 33.451 | 348.794 | 11.359.541 | 2000 |
| 488.669 | 50.815 | 23.188 | 21.347 | 361.500 | 13.273.927 | Apr. 1998 |
| 75.071 | 35.552 | 23.453 | 21.500 | 59.803 | 12.318.505 | May |
| 151.396 | 40.531 | 23.810 | 21.680 | 164.995 | 12.599.946 | June |
| 111.484 | 34.180 | 23.706 | 21.772 | 218.166 | 12.262.053 | July |
| 559.157 | 81.534 | 24.008 | 21.839 | 20.755 | 12.042.535 | Aug. |
| 137.520 | 34.100 | 24.325 | 21.988 | 217.763 | 11.625.300 | Sept. |
| 72.440 | 33.944 | 24.520 | 22.148 | 270.846 | 11.748.799 | Oct. |
| 48.119 | 33.941 | 24.417 | 22.296 | 236.346 | 11.615.088 | Nov. |
| 367.797 | 79.425 | 24.635 | 22.662 | 267.918 | 11.891.610 | Dec. |
| 71.637 | 53.513 | 25.627 | 23.175 | 352.432 | 12.531.058 | Jan. 1999 |
| 114.325 | 50.471 | 25.296 | 23.235 | 366.854 | 12.750.324 | Feb. |
| 131.148 | 47.437 | 25.410 | 23.372 | 223.860 | 12.745.305 | Mar. |
| 120.309 | 57.739 | 25.133 | 23.470 | 319.383 | 13.083.085 | Apr. |
| 24.566 | 32.079 | 25.308 | 24.345 | 357.647 | 12.586.540 | May |
| 110.015 | 31.787 | 25.653 | 24.883 | 323.572 | 12.932.312 | June |
| 78.867 | 319 | 25.850 | 25.384 | 437.105 | 13.235.368 | July |
| 157.873 | 13.841 | 26.241 | 25.680 | 535.533 | 13.634.387 | Aug. |
| 220.681 | 23.019 | 26.232 | 26.226 | 762.644 | 13.769.961 | Sept. |
| 140.120 | 319 | 26.664 | 26.442 | 282.865 | 12.796.409 | Oct. |
| 124.557 | 319 | 26.914 | 26.718 | 206.661 | 12.662.392 | Nov. |
| 54.121 | 284 | 27.313 | 24.997 | 197.813 | 12.589.741 | Dec. |
| 53.225 | 8.483 | 28.072 | 25.098 | 99.806 | 12.185.847 | Jan. 2000 |
| 53.007 | 16.872 | 27.608 | 25.340 | 48.993 | 12.779.105 | Feb. |
| 53.236 | 227 | 29.417 | 25.599 | 27.998 | 11.962.403 | Mar. |
| 53.727 | 227 | 31.531 | 25.864 | 244.214 | 12.439.651 | Apr. |
| 789.339 | 92.265 | 32.395 | 25.951 | 314.434 | 12.822.561 | May |
| 541.791 | 227 | 33.116 | 26.204 | 55.487 | 12.077.792 | June |
| 80.281 | 227 | 33.964 | 27.613 | 305.053 | 12.222.308 | July |
| 206.169 | 227 | 34.685 | 27.487 | 325.792 | 12.340.030 | Aug. |
| 696.972 | 227 | 36.238 | 28.928 | 327.983 | 12.941.039 | Sept. |
| 1.101.394 | 227 | 36.311 | 29.051 | 320.529 | 13.402.097 | Oct. |
| 1.234.481 | 10.227 | 38.276 | 29.568 | 319.628 | 13.507.606 | Nov. |
| 299.061 | 212 | 37.513 | 33.451 | 348.794 | 11.359.541 | Dec. |

* Including coin circulating outside the Bank of Greece.

4. Εξέλιξη στοιχείων Ενεργητικού και Παθητικού της Τράπεζας της Ελλάδος* (συνέχεια)
Assets and Liabilities of the Bank of Greece* (continued)

| Τέλος έτους ή μηνός | Τραπεζο- γραμμάτια σε κυκλοφορία Banknotes in circulation | Κέρματα σε κυκλοφορία Coin in circulation | Καταθέσεις Δημοσίου Government deposits | Καταθέσεις όψεως Sight deposits | | Δεσμευμένες και λοιπές κατα- θέσεις ιδιωτών και ιδιωτ. επιχ/σεων Blocked and other deposits by individuals and private enterprises |
|------------------------|---|--|--|--|---|---|
| | | | | Δημοσίων οργανισμών Public entities | Δημοσίων επιχειρήσεων Public enterprises | |
| | | | | Εκατομμύρια δραχμές | | |
| 1996 | 2.205.992 | 45.075 | 629.160 | 28.554 | 4.109 | 3.202 |
| 1997 | 2.404.012 | 47.449 | 399.313 | 4.882 | 266 | 5.062 |
| 1998 | 2.469.767 | 49.652 | 289.373 | 4.047 | 440 | 11.191 |
| 1999 | 3.101.229 | 52.874 | 54.421 | 165.497 | 283 | 16.455 |
| 2000 | 3.036.426 | 60.819 | 102.618 | 60.499 | 321 | 5.430 |
| 1998 Απρ. | 2.162.694 | 47.860 | 261.443 | 16.236 | 332 | 6.037 |
| Μάιος | 2.179.285 | 47.991 | 634.144 | 540 | 2.060 | 7.204 |
| Ιούν. | 2.224.019 | 48.189 | 412.085 | 31.286 | 1.301 | 4.207 |
| Ιούλ. | 2.357.510 | 48.672 | 675.573 | 52.123 | 1.070 | 3.542 |
| Αύγ. | 2.268.468 | 49.085 | 548.268 | 141.629 | 349 | 5.156 |
| Σεπτ. | 2.167.909 | 49.261 | 317.608 | 5.125 | 400 | 6.092 |
| Οκτ. | 2.164.230 | 49.416 | 156.858 | 12.677 | 260 | 4.269 |
| Νοέμ. | 2.109.448 | 49.349 | 606.478 | 97.181 | 480 | 3.686 |
| Δεκ. | 2.469.767 | 49.652 | 289.373 | 4.047 | 440 | 11.191 |
| 1999 Ιαν. | 2.172.350 | 49.729 | 1.101.744 | 63.718 | 1.444 | 11.943 |
| Φεβρ. | 2.120.035 | 49.722 | 849.533 | 83.776 | 400 | 4.957 |
| Μάρτ. | 2.225.275 | 49.770 | 449.057 | 164.419 | 354 | 3.777 |
| Απρ. | 2.362.464 | 49.922 | 458.856 | 54.246 | 260 | 12.448 |
| Μάιος | 2.357.308 | 50.053 | 1.023.396 | 50.557 | 542 | 8.567 |
| Ιούν. | 2.408.320 | 50.371 | 714.134 | 107.944 | 3.904 | 4.757 |
| Ιούλ. | 2.563.611 | 50.977 | 1.302.590 | 19.363 | 362 | 4.559 |
| Αύγ. | 2.467.224 | 51.239 | 1.202.156 | 44.395 | 499 | 4.281 |
| Σεπτ. | 2.418.193 | 51.505 | 1.298.748 | 113.068 | 2.264 | 6.072 |
| Οκτ. | 2.395.067 | 51.991 | 1.718.258 | 64.574 | 386 | 5.841 |
| Νοέμ. | 2.349.384 | 52.193 | 1.230.161 | 186.943 | 1.009 | 5.473 |
| Δεκ. | 3.101.229 | 52.874 | 54.421 | 165.497 | 283 | 16.455 |
| 2000 Ιαν. | 3.499.713 | 53.233 | 842.180 | 86.699 | 354 | 5.818 |
| Φεβρ. | 2.368.776 | 53.343 | 137.783 | 208.393 | 345 | 15.048 |
| Μάρτ. | 2.386.987 | 53.555 | 161.659 | 142.285 | 519 | 9.632 |
| Απρ. | 2.763.185 | 53.863 | 452.133 | 58.858 | 277 | 11.644 |
| Μάιος | 2.508.066 | 54.254 | 662.551 | 92.032 | 297 | 8.199 |
| Ιούν. | 2.663.219 | 54.487 | 556.204 | 104.272 | 292 | 5.146 |
| Ιούλ. | 2.791.315 | 54.894 | 725.950 | 61.409 | 538 | 4.494 |
| Αύγ. | 2.655.959 | 55.487 | 866.777 | 129.184 | 431 | 4.600 |
| Σεπτ. | 2.663.724 | 55.899 | 1.195.642 | 103.769 | 12.011 | 6.103 |
| Οκτ. | 2.582.477 | 56.566 | 1.127.892 | 136.135 | 395 | 5.075 |
| Νοέμ. | 2.520.558 | 58.810 | 1.148.731 | 203.546 | 385 | 4.296 |
| Δεκ. | 3.036.426 | 60.819 | 102.618 | 60.499 | 321 | 5.430 |

* Περιλαμβάνονται και τα κέρματα του Δημοσίου που κυκλοφορούν έξω από την Τράπεζα της Ελλάδος.
(α) Από την 31.12.97 περιλαμβάνονται μόνο οι υποχρεωτικές ανακαταθέσεις στην Τράπεζα της Ελλάδος.

4. Εξέλιξη στοιχείων Ενεργητικού και Παθητικού της Τράπεζας της Ελλάδος* (συνέχεια)
Assets and Liabilities of the Bank of Greece* (continued)

Million drachmas

LIABILITIES

| Καταθέσεις εμπορικών τραπεζών | Καταθέσεις ειδικών πιστωτικών οργανισμών | Υποχρεώσεις σε συνάλλαγμα Foreign exchange liabilities | | | Κεφάλαια και αποθεματικά | Λοιπές υποχρεώσεις | ΣΥΝΟΛΟ ΠΑΘΗΤΙΚΟΥ TOTAL LIABILITIES | End of year or month |
|-------------------------------------|---|---|--|---|-----------------------------|-----------------------|---|-------------------------|
| | | Μακροπρόθεσμα δάνεια για λογ/σμό Ε.Δ. Long-term loans on behalf of the Greek State | Ανακαταθέσεις τραπεζών Redeposits by banks (α) | Λοιπές υποχρεώσεις Other liabilities | | | | |
| 1.427.416 | 430.752 | 2.102.041 | 3.548.511 | 1.568.040 | 37.250 | 373.910 | 12.401.012 | 1996 |
| 1.671.358 | 565.512 | 1.533.859 | 2.782.013 | 1.153.187 | 126.630 | 350.683 | 11.044.226 | 1997 |
| 3.038.604 | 563.949 | 1.065.864 | 2.390.092 | 1.516.514 | 155.102 | 337.015 | 11.891.610 | 1998 |
| 3.637.346 | 477.322 | 1.014.996 | 2.355.551 | 1.349.506 | 243.374 | 120.887 | 12.589.741 | 1999 |
| 2.676.462 | 608.626 | 606.012 | 2.379.149 | 661.250 | 582.809 | 579.120 | 11.359.541 | 2000 |
| 2.108.226 | 750.932 | 1.496.616 | 3.078.505 | 1.852.595 | 126.627 | 664.824 | 13.273.927 | Apr. 1998 |
| 2.191.231 | 551.525 | 1.386.583 | 2.917.877 | 2.030.072 | 126.627 | 189.824 | 12.318.505 | May |
| 2.498.574 | 718.562 | 1.381.815 | 2.792.894 | 2.173.832 | 128.817 | 184.365 | 12.599.946 | June |
| 2.318.551 | 634.360 | 1.288.179 | 2.645.182 | 1.946.789 | 128.815 | 161.687 | 12.262.053 | July |
| 1.930.617 | 635.917 | 1.249.174 | 2.717.993 | 2.241.792 | 128.814 | 125.273 | 12.042.535 | Aug. |
| 2.337.140 | 593.768 | 1.227.857 | 2.651.171 | 1.931.868 | 128.814 | 208.287 | 11.625.300 | Sept. |
| 2.643.294 | 515.936 | 1.337.333 | 2.570.102 | 1.963.770 | 128.814 | 201.840 | 11.748.799 | Oct. |
| 2.428.715 | 476.068 | 1.306.440 | 2.475.811 | 1.813.644 | 128.814 | 118.974 | 11.615.088 | Nov. |
| 3.038.604 | 563.949 | 1.065.864 | 2.390.092 | 1.516.514 | 155.102 | 337.015 | 11.891.610 | Dec. |
| 2.911.952 | 530.743 | 1.042.682 | 2.367.096 | 1.886.902 | 155.038 | 235.717 | 12.531.058 | Jan. 1999 |
| 3.440.635 | 643.549 | 879.295 | 2.411.444 | 1.816.309 | 155.038 | 295.631 | 12.750.324 | Feb. |
| 3.582.602 | 780.281 | 819.888 | 2.480.170 | 1.774.323 | 155.034 | 260.355 | 12.745.305 | Mar. |
| 4.050.032 | 714.425 | 825.800 | 2.483.734 | 1.668.766 | 155.034 | 247.098 | 13.083.085 | Apr. |
| 3.402.286 | 596.930 | 823.764 | 2.459.351 | 1.366.664 | 155.034 | 292.088 | 12.586.540 | May |
| 4.101.180 | 566.556 | 834.146 | 2.453.186 | 1.342.903 | 155.033 | 189.878 | 12.932.312 | June |
| 3.708.326 | 745.878 | 844.619 | 2.374.249 | 1.285.933 | 155.033 | 179.868 | 13.235.368 | July |
| 3.656.679 | 1.013.198 | 898.471 | 2.407.824 | 1.278.860 | 155.033 | 454.528 | 13.634.387 | Aug. |
| 3.732.971 | 901.579 | 926.311 | 2.359.955 | 1.292.990 | 155.033 | 511.272 | 13.769.961 | Sept. |
| 2.810.064 | 690.337 | 951.979 | 2.361.054 | 1.477.184 | 155.033 | 114.641 | 12.796.409 | Oct. |
| 3.152.693 | 670.646 | 1.003.067 | 2.368.270 | 1.350.348 | 155.033 | 137.172 | 12.662.392 | Nov. |
| 3.637.346 | 477.322 | 1.014.996 | 2.355.551 | 1.349.506 | 243.374 | 120.887 | 12.589.741 | Dec. |
| 3.013.447 | 651.968 | 1.002.210 | 2.421.174 | 1.196.756 | 243.374 | 168.921 | 12.185.847 | Jan. 2000 |
| 3.234.658 | 772.935 | 983.343 | 2.428.217 | 2.174.905 | 243.343 | 158.016 | 12.779.105 | Feb. |
| 3.213.766 | 637.525 | 818.810 | 2.454.542 | 1.620.784 | 243.349 | 218.990 | 11.962.403 | Mar. |
| 3.247.959 | 505.753 | 840.391 | 2.513.389 | 1.283.649 | 243.349 | 465.201 | 12.439.651 | Apr. |
| 3.450.146 | 674.237 | 820.411 | 2.479.848 | 1.738.260 | 243.354 | 90.906 | 12.822.561 | May |
| 3.518.239 | 439.207 | 813.589 | 2.474.728 | 1.094.079 | 243.346 | 110.984 | 12.077.792 | June |
| 2.889.311 | 478.396 | 813.668 | 2.575.929 | 1.100.175 | 243.349 | 482.880 | 12.222.308 | July |
| 2.656.917 | 467.275 | 857.538 | 2.641.296 | 1.234.326 | 243.349 | 526.891 | 12.340.030 | Aug. |
| 2.764.481 | 455.135 | 849.772 | 2.691.965 | 1.223.813 | 243.351 | 675.374 | 12.941.039 | Sept. |
| 2.761.677 | 562.819 | 694.773 | 2.777.842 | 1.635.543 | 243.350 | 817.553 | 13.402.097 | Oct. |
| 2.656.691 | 545.911 | 663.335 | 2.742.721 | 2.000.735 | 243.352 | 718.535 | 13.507.606 | Nov. |
| 2.676.462 | 608.626 | 606.012 | 2.379.149 | 661.250 | 582.809 | 579.120 | 11.359.541 | Dec. |

* Including coins circulating outside the Bank of Greece.

(α) As from 31 December, 1997 it includes only obligatory redeposits with the Bank of Greece.

5. Παράγοντες που μεταβάλλουν την κυκλοφορία των τραπεζογραμματίων
Factors affecting banknote circulation

Μεταβολές σε εκατ. δραχμές

Changes in million drachmas

| Τομείς | 1998 | 1999 | 2000 | Δεκέμβριος December | | Sectors |
|---|-------------------|-------------------|-------------------|------------------------|-------------------|--|
| | | | | 1999 | 2000 | |
| I. ΔΗΜΟΣΙΟΣ ΤΟΜΕΑΣ | +364.381 | +328.456 | +247.139 | +1.609.511 | +1.470.454 | I. PUBLIC SECTOR |
| 1. Κεντρική διοίκηση | +363.720 | +489.774 | +142.179 | +1.587.364 | +1.327.343 | 1. Central government |
| α. Προκ/λές και πιστώσεις | +113.887 | +66.651 | +48.927 | -13.515 | -19.869 | a. Loans and advances |
| β. Καταθέσεις | +107.737 | +231.730 | -56.142 | +1.175.059 | +1.044.104 | b. Deposits |
| γ. Εξωτερικός δανεισμός | +142.096 | +191.393 | +149.394 | +425.820 | +303.108 | c. Government borrowing from abroad (net) |
| 2. Δημόσιοι οργανισμοί | +835 | -161.450 | +104.998 | +21.446 | +143.047 | 2. Public entities |
| α. Πιστώσεις | - | - | - | - | - | a. Loans and advances |
| β. Καταθέσεις όψεως | +835 | -161.450 | +104.998 | +21.446 | +143.047 | b. Sight deposits |
| 3. Δημόσιες επιχειρήσεις | -174 | +132 | -38 | +701 | +64 | 3. Public enterprises |
| α. Πιστώσεις | - | - | - | - | - | a. Loans and advances |
| β. Καταθέσεις όψεως | -174 | +132 | -38 | +701 | +64 | b. Sight deposits |
| II. ΙΔΙΩΤΙΚΟΣ ΤΟΜΕΑΣ | -1.713.688 | -907.521 | +1.095.673 | -372.358 | -1.029.818 | II. PRIVATE SECTOR |
| 1. Πιστώσεις προς: | -341.876 | -390.167 | +255.068 | -70.072 | -946.198 | 1. Loans and advances to: |
| α. Εμπορικές τράπεζες | -329.729 | -313.676 | +244.940 | -70.436 | -935.420 | a. Commercial banks |
| β. Ειδικούς πιστωτ. οργανισμούς | -14.894 | -79.141 | -72 | -35 | -10.015 | b. Specialised credit institutions |
| γ. Ιδιώτες και ιδιωτικές επιχειρήσεις | +2.747 | +2.650 | +10.200 | +399 | -763 | c. Individuals and private enterprises |
| 2. Καταθέσεις | -1.371.812 | -517.354 | +840.605 | -302.286 | -83.620 | 2. Deposits by: |
| α. Εμπορικών τραπεζών | -1.367.246 | -598.742 | +960.884 | -484.653 | -19.771 | a. Commercial banks |
| β. Ειδικών πιστωτ. οργανισμών | +1.563 | +86.627 | -131.304 | +193.324 | -62.715 | b. Specialised credit institutions |
| γ. Ιδιωτών και ιδιωτικών επιχειρήσεων | -6.129 | -5.239 | +11.025 | -10.957 | -1.134 | c. Individuals and private enterprises |
| III. ΕΞΩΤΕΡΙΚΟΣ ΤΟΜΕΑΣ | +1.277.434 | +1.030.819 | -959.415 | -370.154 | +360.153 | III. FOREIGN SECTOR |
| 1. Συναλλαγματικά διαθέσιμα | +1.390.936 | +1.020.663 | -1.474.679 | +42.105 | -1.039.796 | 1. Foreign assets |
| 2. Υποχρεώσεις σε συνάλλαγμα | +28.594 | +201.549 | +664.658 | +13.561 | +1.703.057 | 2. Foreign exchange liabilities |
| 3. Εξωτερικός δανεισμός κεντρικής διοίκησης | -142.096 | -191.393 | -149.394 | -425.820 | -303.108 | 3. Central government borrowing from abroad (net) |
| IV. ΛΟΙΠΑ ΣΤΟΙΧΕΙΑ | +137.628 | +179.708 | -448.200 | -115.154 | -284.921 | IV. OTHER ITEMS |
| Μεταβολή κυκλοφορίας τραπεζογραμματίων | +65.755 | +631.462 | -64.803 | +751.845 | +515.868 | Change in banknote circulation |

6. Παράγοντες που μεταβάλλουν την νομισματική βάση
Factors affecting reserve money

Μεταβολές σε εκατ. δραχμές

Changes in million drachmas

| Τομείς | 1998 | 1999 | 2000 | Δεκέμβριος December | | Sectors |
|--|-------------------|-------------------|-----------------|------------------------|-------------------|--|
| | | | | 1999 | 2000 | |
| I. ΔΗΜΟΣΙΟΣ ΤΟΜΕΑΣ | +365.923 | +492.996 | +150.124 | +1.588.045 | +1.329.352 | I. PUBLIC SECTOR |
| 1. Κεντρική διοίκηση | +365.923 | +492.996 | +150.124 | +1.588.045 | +1.329.352 | 1. Central government |
| α. Προκ/λές και πιστώσεις | +113.887 | +66.651 | +48.927 | -13.515 | -19.869 | a. Loans and advances |
| β. Καταθέσεις | +109.940 | +234.952 | -48.197 | +1.175.740 | +1.046.113 | b. Deposits |
| γ. Εξωτερικός δανεισμός | +142.096 | +191.393 | +149.394 | +425.820 | +303.108 | c. Government borrowing from abroad (net) |
| 2. Πιστώσεις προς δημόσιους οργανισμούς | - | - | - | - | - | 2. Claims on public entities |
| 3. Πιστώσεις προς δημόσιες επιχειρήσεις | - | - | - | - | - | 3. Claims on public enterprises |
| II. ΠΙΣΤΩΣΕΙΣ ΠΡΟΣ ΧΡΗΜΑΤΟ- ΠΙΣΤΩΤΙΚΟΥΣ ΟΡΓΑΝΙΣΜΟΥΣ | -344.623 | -392.817 | +244.868 | -70.471 | -945.435 | II. CREDIT TO FINANCIAL INSTITUTIONS |
| 1. Εμπορικές τράπεζες | -329.729 | -313.676 | +244.940 | -70.436 | -935.420 | 1. Commercial banks |
| 2. Λοιπούς | -14.894 | -79.141 | -72 | -35 | -10.015 | 2. Other financial institutions |
| III. ΙΔΙΩΤΙΚΟΣ ΤΟΜΕΑΣ | -3.382 | -2.589 | +21.225 | -10.558 | -1.897 | III. PRIVATE SECTOR |
| 1. Πιστώσεις | +2.747 | +2.650 | +10.200 | +399 | -763 | 1. Loans and advances |
| 2. Καταθέσεις δεσμευμένες και λοιπές | -6.129 | -5.239 | +11.025 | -10.957 | -1.134 | 2. Restricted and other deposits |
| IV. ΕΞΩΤΕΡΙΚΟΣ ΤΟΜΕΑΣ | +1.277.434 | +1.030.819 | -959.415 | -370.154 | +360.153 | IV. FOREIGN SECTOR |
| 1. Συνλλαγματικά διαθέσιμα | +1.390.936 | +1.020.663 | -1.474.679 | +42.105 | -1.039.796 | 1. Foreign assets |
| 2. Υποχρεώσεις σε συνάλλαγμα | +28.594 | +201.549 | +664.658 | +13.561 | +1.703.057 | 2. Foreign exchange liabilities |
| 3. Εξωτερικός δανεισμός Κεντρικής διοίκησης | -142.096 | -191.393 | -149.394 | -425.820 | -303.108 | 3. Central government borrowing from abroad (net) |
| V. ΛΟΙΠΑ ΣΤΟΙΧΕΙΑ | +137.628 | +179.708 | -448.200 | -115.154 | -284.921 | V. OTHER ITEMS |
| Μεταβολή νομισματικής βάσης | +1.432.980 | +1.308.117 | -991.398 | +1.021.708 | +457.252 | Change in reserve money |
| 1. Κυκλοφορία τραπεζίων (εκτός ΤΕ) | +65.755 | +631.462 | -64.803 | +751.845 | +515.868 | 1. Banknotes outside the BoG |
| 2. Κυκλοφορία κερμάτων | +2.203 | +3.222 | +7.945 | +681 | +2.009 | 2. Coin |
| 3. Καταθέσεις | +1.365.022 | +673.433 | -934.540 | +269.182 | -60.625 | 3. Deposits by: |
| α. Εμπορικών τραπεζών | +1.367.246 | +598.742 | -960.884 | +484.653 | +19.771 | a. Commercial banks |
| β. Ειδικών πιστωτ. οργανισμών | -1.563 | -86.627 | +131.304 | -193.324 | +62.715 | b. Specialised credit institutions |
| γ. Δημόσιων οργανισμών | -835 | +161.450 | -104.998 | -21.446 | -143.047 | c. Public entities |
| δ. Δημόσιων επιχειρήσεων | +174 | -132 | +38 | -701 | -64 | d. Public enterprises |

7. Ενοποιημένη λογιστική κατάσταση των εμπορικών τραπεζών (α)

Consolidated balance sheet of commercial banks

Υπόλοιπα στο τέλος της περιόδου – End-of-period balance

Εκατομμύρια δραχμές

Million drachmas

| | 1997(γ) | 1998 | 1999 | 2000 | |
|--|-------------------|-------------------|-------------------|-------------------|--|
| ΕΝΕΡΓΗΤΙΚΟ | | | | | ASSETS |
| 1. Ταμείο | 212.271 | 235.139 | 355.403 | 368.174 | 1. Cash |
| 2. Καταθέσεις στην Τράπεζα της Ελλάδος | 2.393.598 | 3.534.558 | 3.767.160 | 3.144.305 | 2. Deposits with the Bank of Greece (BoG) |
| 3. Ανακαταθέσεις σε συνάλλαγμα στην ΤΕ | 2.309.221 | 2.896.932 | 2.823.972 | 2.568.418 | 3. Redeposits in foreign currency with the BoG |
| 4. Συναλλαγματικά διαθέσιμα | 4.520.284 | 4.394.169 | 4.548.399 | 4.616.839 | 4. Foreign assets |
| α. Συνάλλαγμα | 4.357.829 | 4.027.275 | 4.161.035 | 3.911.048 | a. Foreign currency |
| β. Χρεόγραφα | 162.455 | 366.894 | 387.364 | 705.791 | b. Securities |
| 5. Απαιτήσεις έναντι του Δημοσίου | 6.351.642 | 6.186.223 | 7.870.800 | 9.311.911 | 5. Claims on Government |
| α. Έντοκα γραμμάτια (β) | 239.253 | 133.026 | 104.459 | 83.471 | a. Treasury bills(a) |
| β. Ομόλογα και λοιπά χρεόγραφα(β) | 6.112.389 | 6.053.197 | 7.766.341 | 9.228.440 | b. Government bonds and other securities(a) |
| 6. Πιστώσεις προς | 8.394.381 | 10.836.671 | 12.286.819 | 16.016.584 | 6. Loans and advances to |
| α. Ιδιώτες και ιδιωτικές επιχειρήσεις | 7.474.996 | 9.846.409 | 11.263.270 | 14.863.823 | a. Individuals and private enterprises |
| β. Δημόσιους οργανισμούς | 231.824 | 218.815 | 236.732 | 317.115 | b. Public entities |
| γ. Δημόσιες επιχειρήσεις | 509.701 | 684.528 | 538.967 | 587.796 | c. Public enterprises |
| δ. Ειδικούς πιστωτ. οργανισμούς | 177.860 | 86.919 | 247.850 | 247.850 | d. Specialised credit institutions |
| 7. Χρεόγραφα | 691.165 | 805.455 | 2.680.164 | 2.226.900 | 7. Securities |
| α. Ιδιωτικών επιχειρήσεων | 561.801 | 729.682 | 2.545.007 | 2.060.359 | a. Private enterprises |
| β. Δημόσιων επιχειρήσεων | 5.097 | 35.507 | 42.614 | 44.524 | b. Public enterprises |
| γ. Ειδικών πιστωτ. οργανισμών | 93.803 | 2.071 | 8.597 | 9.306 | c. Specialised credit institutions |
| δ. Τράπεζας της Ελλάδος | 17 | 18 | 121 | 40 | d. Bank of Greece. |
| ε. Αμοιβαίων κεφαλαίων | 30.447 | 38.177 | 83.825 | 112.671 | e. Mutual funds. |
| 8. Κτίρια και εγκαταστάσεις | 314.877 | 392.227 | 454.496 | 789.182 | 8. Bank premises and equipment |
| 9. Λοιπά στοιχεία | 1.547.121 | 4.376.436 | 5.482.054 | 13.206.063 | 9. Other assets |
| Σύνολο ενεργητικού παθητικού | 26.734.560 | 33.657.810 | 40.269.267 | 52.248.376 | Total assets - liabilities |
| ΠΑΘΗΤΙΚΟ | | | | | LIABILITIES |
| 1. Καταθέσεις όψεως | 2.151.647 | 2.636.348 | 3.670.824 | 3.499.577 | 1. Sight deposits |
| α. Ιδιωτών | 1.678.558 | 2.153.308 | 3.129.291 | 2.880.488 | a. Private |
| β. Δημόσιων οργανισμών | 355.710 | 383.177 | 415.150 | 428.540 | b. Public entities |
| γ. Δημόσιων επιχειρήσεων | 117.379 | 99.863 | 126.383 | 190.549 | c. Public enterprises |
| 2. Πωλήσεις χρεογράφων με συμφωνία επαναγοράς (Repos) σε | 34.787 | 1.323.868 | 3.287.674 | 6.239.620 | 2. Repurchase agreements (Repos) with |
| α. Ιδιώτες και ιδιωτικές επιχειρήσεις | 34.787 | 1.266.582 | 3.236.127 | 6.169.678 | a. Individuals and private enterprises |
| β. Δημόσιους οργανισμούς | - | 30.081 | 2.726 | 2.735 | b. Public entities |
| γ. Δημόσιες επιχειρήσεις | - | 27.205 | 48.821 | 67.207 | c. Public enterprises |
| 3. Καταθέσεις ταμειυτηρίου | 9.033.684 | 9.971.593 | 11.120.405 | 12.032.919 | 3. Savings deposits |
| 4. Καταθέσεις προθεσμίας | 1.545.863 | 1.101.989 | 1.121.933 | 1.197.197 | 4. Time deposits |
| α. Ιδιωτών | 1.522.264 | 1.097.119 | 1.112.337 | 1.185.826 | a. Private |
| β. Δημόσιων οργανισμών | 4.195 | 4.167 | 8.495 | 5.723 | b. Public entities |
| γ. Δημόσιων επιχειρήσεων | 19.404 | 703 | 1.101 | 5.648 | c. Public enterprises |
| 5. Καταθέσεις ειδικών πιστωτικών οργανισμών | 72.172 | 97.502 | 84.611 | 166.090 | 5. Deposits of specialised credit institutions |
| α. Όψεως | 69.833 | 72.154 | 77.314 | 153.152 | a. Sight |
| β. Προθεσμίας | 2.339 | 25.348 | 7.297 | 12.938 | b. Time |
| 6. Δεσμευμένες καταθ. ιδιωτών | 70.038 | 60.364 | 94.669 | 119.756 | 6. Private blocked deposits |
| 7. Λοιπές καταθέσεις δημοσίων οργανισμών | 56.408 | 80.837 | 111.744 | 83.386 | 7. Other deposits of public entities |
| 8. Τραπεζικά ομόλογα | - | 62.342 | 41.519 | 46.134 | 8. Bank bonds |
| 9. Καταθέσεις σε συνίγμα | 7.337.179 | 10.520.463 | 9.906.048 | 11.694.682 | 9. Deposits in foreign currency |
| α. Προθεσμίας | 6.106.661 | 7.772.153 | 8.113.705 | 10.525.214 | a. Time |
| β. Λοιπές | 1.230.518 | 2.748.310 | 1.792.343 | 1.169.468 | b. Other |
| 10. Πιστώσεις Τράπεζας Ελλάδος | 697.526 | 367.797 | 54.121 | 299.061 | 10. Bank of Greece advances |
| 11. Υποχρεώσεις σε συνίγμα | 3.116.764 | 2.112.328 | 3.265.299 | 2.122.754 | 11. Liabilities in foreign currency |
| 12. Κεφάλαια και αποθεματικά | 1.232.876 | 1.737.541 | 3.514.043 | 3.998.777 | 12. Capital and reserves |
| 13. Λοιπές υποχρεώσεις | 1.385.616 | 3.584.838 | 3.996.377 | 10.745.423 | 13. Other liabilities |

(α) Από τον Νοέμβριο 1998 στις εμπορικές τράπεζες περιλαμβάνεται και η Εθνική Κτηματική Τράπεζα λόγω της συγχώνευσής της με την Εθνική Τράπεζα.

(β) Περιλαμβάνονται και οι πωλήσεις χρεογράφων με συμφωνία επαναγοράς (repos).

(γ) Τα στοιχεία δεν είναι συγκρίσιμα με τα προηγούμενα έτη εξαιτίας της μετατροπής εγγυημένων από το Δημόσιο πιστώσεων σε ομόλογα του Δημοσίου.

(α) As from November 1998, commercial banks also include National Mortgage Bank due to its merger with the National Bank of Greece.

(β) Includes repurchase agreements (repos).

(γ) Data not comparable to previous years, due to the exchange of government guaranteed credit for government bonds.

8. Ενοποιημένη λογιστική κατάσταση των ειδικών πιστωτικών οργανισμών*
Consolidated balance sheet of specialised credit institutions*

Υπόλοιπα στο τέλος της περιόδου – End-of-period balance

Εκατομμύρια δραχμές

Million drachmas

| | 1997(γ) | 1998 | 1999 | 2000 | |
|---|-------------------|------------------|-------------------|-------------------|--|
| ΕΝΕΡΓΗΤΙΚΟ | | | | | ASSETS |
| 1. Ταμείο | 56.470 | 78.417 | 96.680 | 56.187 | 1. Cash |
| 2. Καταθέσεις στην Τράπεζα της Ελλάδος | 612.120 | 719.039 | 1.153.019 | 897.735 | 2. Deposits with the Bank of Greece |
| 3. Καταθέσεις στις εμπορικές τράπεζες | 326.957 | 167.156 | 106.943 | 416.976 | 3. Deposits with commercial banks |
| 4. Απαιτήσεις έναντι του Δημοσίου .. | 3.970.762 | 3.714.401 | 3.200.549 | 3.592.630 | 4. Claims on Government |
| α. Έντοκα γραμμάτια(α) | 102.103 | 50.433 | 73.368 | 40.273 | a. Treasury bills(α) |
| β. Ομόλογα και λοιπά χρεόγραφα(α) .. | 3.304.957 | 3.021.089 | 2.413.415 | 2.753.596 | b. Gov't bonds and other securities(α) |
| γ. Λ/σμοί Ειδικών Διαχ/σεων(β) .. | 563.702 | 642.879 | 713.766 | 798.761 | c. Special management accounts(β) |
| 5. Πιστώσεις προς | 4.141.223 | 3.456.334 | 3.899.068 | 4.557.135 | 5. Loans and advances to |
| α. Ιδιώτες και ιδιωτικές επιχειρήσεις | 3.648.871 | 2.946.638 | 3.346.065 | 3.909.069 | a. Individuals and private enterprises |
| β. Δημόσιους οργανισμούς | 327.080 | 302.011 | 278.971 | 330.586 | b. Public entities |
| γ. Δημόσιες επιχειρήσεις | 165.272 | 207.685 | 274.032 | 317.480 | c. Public enterprises |
| 6. Χρεόγραφα | 256.721 | 315.738 | 841.782 | 1.422.484 | 6. Securities |
| α. Ιδιωτικών επιχειρήσεων | 185.915 | 160.548 | 495.793 | 829.821 | a. Private enterprises |
| β. Δημόσιων επιχειρήσεων | 4.120 | 5.018 | 5.019 | 4.109 | b. Public enterprises |
| γ. Τράπεζας της Ελλάδος | 1.848 | 4.666 | 15.321 | 27.272 | c. Bank of Greece |
| δ. Εμπορικών τραπεζών | 64.838 | 145.506 | 325.649 | 561.282 | d. Commercial Banks |
| 7. Κτίρια και εγκαταστάσεις | 137.582 | 141.840 | 170.391 | 203.967 | 7. Bank premises and equipment |
| 8. Λοιπά στοιχεία | 1.935.559 | 1.279.281 | 1.358.804 | 1.353.244 | 8. Other assets |
| Σύνολο ενεργητικού παθητικού | 11.437.394 | 9.872.206 | 10.827.236 | 12.500.358 | Total assets - liabilities |
| ΠΑΘΗΤΙΚΟ | | | | | LIABILITIES |
| 1. Καταθέσεις όψεως | 477.880 | 396.056 | 589.050 | 634.706 | 1. Sight deposits |
| α. Ιδιωτών | 141.763 | 153.315 | 261.958 | 255.028 | a. Private |
| β. Δημόσιων οργανισμών | 321.370 | 232.290 | 318.454 | 364.832 | b. Public entities |
| γ. Δημόσιων επιχειρήσεων | 14.747 | 9.451 | 8.638 | 14.846 | c. Public enterprises |
| 2. Πωλήσεις χρεογράφων με συμφωνία επαναγοράς (repos) σε .. | 7.072 | 322.338 | 529.736 | 700.537 | 2. Repurchase agreements (repos) with |
| α. Ιδιώτες και ιδιωτικές επιχειρήσεις | 7.072 | 322.338 | 528.879 | 700.537 | a. Individuals and private enterprises |
| β. Δημόσιους οργανισμούς | - | - | 857 | - | b. Public entities |
| γ. Δημόσιες επιχειρήσεις | - | - | - | - | c. Public enterprises |
| 3. Καταθέσεις ταμειυτηρίου | 4.301.651 | 3.809.836 | 3.881.805 | 4.203.916 | 3. Savings deposits |
| 4. Καταθέσεις προθεσμίας | 1.828.112 | 1.680.588 | 1.896.802 | 1.748.576 | 4. Time deposits |
| α. Ιδιωτών | 1.797.073 | 1.626.501 | 1.822.871 | 1.701.875 | a. Private |
| β. Δημόσιων οργανισμών | 26.441 | 54.084 | 28.249 | 28.257 | b. Public entities |
| γ. Δημόσιων επιχειρήσεων | 4.598 | 3 | 45.682 | 18.444 | c. Public enterprises |
| 5. Δεσμευμένες καταθέσεις ιδιωτών .. | 289.583 | 336.313 | 401.631 | 488.073 | 5. Private blocked deposits |
| 6. Τραπεζικά ομόλογα | 147.979 | 118.000 | 43.825 | 26.806 | 6. Bank bonds |
| 7. Καταθέσεις σε συνάλλαγμα | 926.183 | 389.881 | 314.226 | 456.687 | 7. Deposits in foreign currency |
| α. Προθεσμίας | 168.591 | 332.819 | 243.380 | 293.447 | a. Time |
| β. Λοιπές | 757.592 | 57.062 | 70.847 | 81.620 | b. Other |
| 8. Χρηματοδότηση από κεφάλαια .. | 416.074 | 230.059 | 248.134 | 196.614 | 8. Advances from |
| α. Τράπεζας της Ελλάδος | 94.319 | 79.425 | 284 | 212 | a. Bank of Greece funds |
| β. Εμπορικών Τραπεζών | 177.860 | 86.919 | 247.850 | 169.164 | b. Commercial banks funds |
| γ. Ελληνικού Δημοσίου | 76.323 | 26.743 | - | - | c. Government funds |
| δ. Δημοσίων Οργανισμών | 67.572 | 36.972 | - | 27.238 | d. Public entities funds |
| 9. Υποχρεώσεις σε συνάλλαγμα | 568.234 | 216.903 | 221.037 | 226.137 | 9. Liabilities in foreign currency |
| 10. Κεφάλαια και αποθεματικά | 984.398 | 1.122.678 | 1.643.297 | 1.877.295 | 10. Capital and reserves |
| 11. Λοιπές υποχρεώσεις | 1.490.228 | 1.249.554 | 1.057.693 | 1.941.011 | 11. Other liabilities |

* Ειδικοί πιστωτικοί οργανισμοί είναι η Αγροτική Τράπεζα, η Ασπίς Στεγαστική Τράπεζα, η Τράπεζα Επενδύσεων, η ΕΤΕΒΑ η ΕΤΒΑ η Εθνική Στεγαστική Τράπεζα, το Ταμείο Παρακαταθηκών και Δανείων και το Ταχυδρομικό Ταμειούχιο. Από τον Νοέμβριο 1998 η Εθνική Κτηματική Τράπεζα περιλαμβάνεται στις εμπορικές τράπεζες λόγω της συγχώνευσής της με την Εθνική Τράπεζα

(α) Περιλαμβάνονται και οι πωλήσεις χρεογράφων με συμφωνία επαναγοράς (Repos).

(β) Περιλαμβάνεται η χρηματοδότηση της ΕΛΕΓΕΠ.

(γ) Τα στοιχεία δεν είναι συγκρίσιμα με τα προηγούμενα έτη εξαιτίας της μετατροπής εγγυημένων από το Δημόσιο πιστώσεων σε ομόλογα του Δημοσίου.

* Specialised credit institutions are the Agricultural Bank, the Aspis Housing Bank, the Investment Bank, the National Investment Bank for Industrial Development (NIBID), the Hellenic Industrial Development Bank (HIDB), the National Housing Bank, the Deposits and Loans Fund and the Postal Savings Bank. As from November 1998, National Mortgage Bank is included in commercial banks due to its merger with the National Bank of Greece.

(α) Includes repurchase agreements (repos).

(β) Includes the financing of SAGAP.

(γ) Data not comparable to previous years, due to the exchange of government guaranteed credit for government bonds.

9. Ενοποιημένη λογιστική κατάσταση του νομισματικού συστήματος*

Consolidated balance sheet of the monetary system*

Υπόλοιπα στο τέλος της περιόδου – End-of-period balance

Εκατομμύρια δραχμές

Million drachmas

| | 1997(β) | 1998 | 1999 | 2000 | |
|--|-------------------|-------------------|-------------------|-------------------|--|
| ΕΝΕΡΓΗΤΙΚΟ | | | | | ASSETS |
| 1. Απαιτήσεις έναντι του εξωτερικού | 8.556.713 | 9.821.534 | 10.996.427 | 9.590.188 | 1. Claims in foreign currency |
| α. Διαθέσιμα σε χρυσό και εξωτερικό συνάλλαγμα | 8.394.258 | 9.454.640 | 10.609.063 | 8.884.397 | a. Gold and foreign currency reserves |
| β. Χρεόγραφα | 162.455 | 366.894 | 387.364 | 705.791 | b. Securities |
| 2. Απαιτήσεις έναντι του Δημοσίου . | 16.290.376 | 15.602.432 | 16.908.534 | 18.571.702 | 2. Claims on Government |
| α. Κέρματα σε κυκλοφορία | 47.449 | 49.652 | 52.874 | 60.819 | a. Coin in circulation |
| β. Έντοκα γραμμάτια(α) | 341.442 | 187.160 | 178.162 | 123.744 | b. Treasury bills(y) |
| γ. Προκαταβολές, πιστώσεις . . . | 1.153.294 | 983.845 | 917.846 | 818.398 | c. Loans and advances |
| δ. Λογ/σμοί ειδικών διαχ/σεων . . | 713.675 | 642.879 | 713.766 | 798.761 | d. Special management accounts |
| ε. Ομόλογα και λοιπά χρεόγραφα(α) | 9.680.271 | 9.764.702 | 11.002.966 | 12.946.011 | e. Govn't bonds and other securities(y) |
| στ. Μακροπρόθεσμα δάνεια σε συνάλλαγμα | 1.578.750 | 1.082.801 | 1.029.407 | 693.459 | f. Long term loans in foreign currency |
| ζ. Μακροπρόθεσμα δάνεια και τίτλοι με ρήτρα συναλτος . . | 2.775.495 | 2.891.393 | 3.013.513 | 3.130.510 | g. Long term loans and securities with a foreign currency clause |
| 3. Απαιτήσεις έναντι των δημοσίων οργανισμών | 558.904 | 520.826 | 515.703 | 647.701 | 3. Claims on public entities |
| α. Τοπικής αυτοδιοίκησης | 123.563 | 131.395 | 135.129 | 214.119 | a. Local authorities |
| β. Κοινωνικής ασφάλισης | 171.648 | 145.595 | 172.819 | 200.920 | b. Social security |
| γ. Λοιπών | 263.693 | 243.836 | 207.755 | 232.662 | c. Other |
| 4. Απαιτήσεις έναντι των δημόσιων επιχειρήσεων | 684.190 | 932.738 | 860.632 | 953.909 | 4. Claims on public enterprises |
| α. Πιστώσεις | 674.973 | 892.213 | 812.999 | 905.276 | a. Loans and advances |
| β. Χρεόγραφα | 9.217 | 40.525 | 47.633 | 48.633 | b. Securities |
| 5. Απαιτήσεις έναντι του ιδιωτικού τομέα | 11.923.946 | 13.746.117 | 17.761.273 | 21.813.256 | 5. Claims on private sector |
| α. Πιστώσεις | 11.145.783 | 12.817.710 | 14.636.648 | 18.810.405 | a. Loans and advances |
| (Αγροτικές δραστηριότητες) . | 1.118.434 | 1.128.123 | 1.231.924 | 1.323.785 | (Agriculture) |
| (Μεταποιητικές δραστηριότητες) | 3.185.394 | 3.200.012 | 3.571.582 | 4.028.910 | (Manufacturing) |
| (Λοιπές δραστηριότητες) | 6.841.955 | 8.489.575 | 9.833.142 | 13.457.710 | (Other) |
| β. Χρεόγραφα | 778.163 | 928.407 | 3.124.625 | 3.002.851 | b. Securities |
| 6. Κτίρια και εγκαταστάσεις | 472.769 | 556.729 | 649.884 | 1.026.600 | 6. Bank premises and equipment |
| 7. Λοιπά στοιχεία | 7.000.002 | 9.524.496 | 10.683.839 | 18.484.357 | 7. Other assets |
| Σύνολο ενεργητικού | 45.486.900 | 50.704.872 | 58.376.292 | 71.087.713 | Total assets |

* Αποτελεί ενοποίηση των λογιστικών καταστάσεων της Τράπεζας της Ελλάδος, των εμπορικών τραπεζών και των ειδικών πιστωτικών οργανισμών.
 (α) Περιλαμβάνονται και οι πωλήσεις χρεογράφων με συμφωνία επαναγοράς (repos).
 (β) Τα στοιχεία δεν είναι συγκρίσιμα με τα προηγούμενα έτη εξαιτίας της μετατροπής εγγυημένων από το Δημόσιο πιστώσεων σε ομόλογα του Δημοσίου.
 (γ) Τραπεζογραμμάτια και κέρματα που κυκλοφορούν έξω από το νομισματικό σύστημα.
 (δ) Υποχρεώσεις κυρίως από δάνεια με συνάλλαγμα των εμπορικών τραπεζών και των ειδικών πιστωτικών οργανισμών.

9. Ενοποιημένη λογιστική κατάσταση του νομισματικού συστήματος* (συνέχεια)

Consolidated balance sheet of the monetary system* (continued)

Υπόλοιπα στο τέλος της περιόδου – End-of-period balance

Εκατομμύρια δραχμές

Million drachmas

| | 1997(β) | 1998 | 1999 | 2000 | |
|---|-------------------|-------------------|-------------------|-------------------|--|
| ΠΑΘΗΤΙΚΟ | | | | | LIABILITIES |
| 1. Ποσότητα χρήματος (M3) | 20.826.265 | 22.770.056 | 27.874.390 | 31.876.099 | 1. Money stock (M3) |
| α. Τραπεζογραμμάτια (γ) | 2.135.271 | 2.156.211 | 2.649.146 | 2.612.073 | a. Banknotes (γ) |
| β. Κέρματα (γ) | 47.449 | 49.652 | 52.874 | 60.819 | b. Coin (γ) |
| γ. Καταθέσεις ιδιωτών. | 18.474.993 | 18.811.672 | 21.328.667 | 22.260.052 | c. Private deposits. |
| Όψεως | 1.820.321 | 2.306.623 | 3.391.249 | 3.135.516 | Sight |
| Ταμειυτηρίου | 13.335.335 | 13.781.429 | 15.002.210 | 16.236.835 | Savings |
| Προθεσμίας | 3.319.337 | 2.723.620 | 2.935.208 | 2.887.701 | Time |
| δ. Πωλήσεις χρεογρ. με συμφωνία επαναγοράς σε ιδιώτες (repos) | 41.859 | 1.588.920 | 3.765.006 | 6.870.215 | d. Repurchase agreements (repos) with the private sector |
| ε. Τραπεζικά ομόλογα. | 126.693 | 163.601 | 78.697 | 72.940 | e. Bank bonds |
| 2. Καταθέσεις όψεως | 814.354 | 730.268 | 1.034.430 | 1.059.587 | 2. Sight deposits |
| α. Δημόσιων οργανισμών | 681.962 | 620.514 | 899.101 | 853.871 | a. Public entities |
| β. Δημόσιων επιχειρήσεων | 132.392 | 109.754 | 135.329 | 205.716 | b. Public enterprises |
| 3. Πωλήσεις χρεογράφων με συμφωνία επαναγοράς (Repos) | – | 57.286 | 52.404 | 69.942 | 3. Repurchase agreements (repos) with |
| α. Δημόσιων οργανισμών | – | 30.081 | 3.583 | 2.735 | a. Public entities |
| β. Δημόσιων επιχειρήσεων | – | 27.205 | 48.821 | 67.207 | b. Public enterprises |
| 4. Δεσμευμένες καταθέσεις ιδιωτών | 364.683 | 407.868 | 512.730 | 613.259 | 4. Private blocket deposits |
| 5. Καταθέσεις προθεσμίας δημόσιων οργανισμών | 154.616 | 176.060 | 148.488 | 147.604 | 5. Public entities' deposits |
| α. Τοπικής αυτοδιοίκησης | 16.002 | 26.325 | 44.961 | 47.502 | a. Local authorities |
| β. Κοινωνικής ασφάλισης | 18.404 | 25.937 | 27.344 | 28.350 | b. Social security |
| γ. Λοιπών | 120.210 | 123.798 | 76.183 | 71.752 | c. Other |
| 6. Καταθέσεις προθεσμίας δημόσιων επιχειρήσεων | 24.002 | 706 | 46.783 | 24.092 | 6. Public enterprises' time deposits |
| 7. Υποχρεώσεις έναντι του Δημοσίου | 475.636 | 316.116 | 54.421 | 102.618 | 7. Liabilities to the Government |
| α. Καταθέσεις | 399.313 | 289.373 | 54.421 | 102.618 | a. Deposits |
| β. Λοιποί πιστωτικοί λ/σμοί | 76.323 | 26.743 | – | – | b. Other credit accounts |
| 8. Καταθέσεις σε συνάλλαγμα | 8.263.362 | 10.910.344 | 10.220.274 | 12.151.369 | 8. Deposits in foreign currency |
| α. Ελλήνων ναυτικών και εργατών | 2.750.746 | 3.646.849 | 3.541.123 | 4.252.979 | a. Greek seamen and workers |
| β. Λοιπές | 5.512.616 | 7.263.495 | 6.679.151 | 7.898.390 | b. Other |
| 9. Υποχρεώσεις σε συνάλλαγμα | 6.170.431 | 4.911.609 | 5.850.838 | 3.616.153 | 9. Liabilities in foreign currency |
| α. Μακροπρόθεσμα δάνεια για λογαριασμό ΕΔ | 1.533.859 | 1.065.864 | 1.014.996 | 606.012 | a. Long-term loans on behalf of the Greek State |
| β. Λοιπές (δ) | 4.636.572 | 3.845.745 | 4.835.842 | 3.010.141 | b. Other(δ) |
| 10. Κεφάλαια και αποθεματικά | 2.183.398 | 2.863.060 | 5.051.026 | 5.860.981 | 10. Capital and reserves |
| 11. Λοιπές υποχρεώσεις | 6.210.153 | 7.561.499 | 7.530.508 | 15.566.009 | 11. Other liabilities |
| Σύνολο παθητικού | 45.486.900 | 50.704.872 | 58.376.292 | 71.087.713 | Total liabilities |

* Consolidation of balance sheets of Bank of Greece, commercial banks and specialised credit institutions.

(α) Includes repurchase agreements (repos).

(β) Data not comparable to previous years, due to the exchange of Government guaranteed credit for Government bonds.

(γ) Banknotes and coins circulating outside the monetary system.

(δ) Mainly liabilities from loans in foreign currency of commercial banks and specialised credit institutions.

10. Παράγοντες που μεταβάλλουν την ποσότητα χρήματος (Μ3)
Factors affecting money stock (M3)

Μεταβολές σε εκατ. δραχμές

Changes in million drachmas

| Τομείς | 1998 | 1999 | 2000 | Δεκέμβριος December | | Sectors |
|--|-------------------|-------------------|-------------------|------------------------|-------------------|---|
| | | | | 1999 | 2000 | |
| A. ΔΗΜΟΣΙΟΣ ΤΟΜΕΑΣ | +56.845 | +1.295.450 | +2.189.471 | +1.164.500 | +1.933.385 | I. PUBLIC SECTOR |
| 1. Κεντρική διοίκηση | -182.277 | +1.690.464 | +1.983.316 | +1.098.347 | +1.795.893 | 1. Central Government |
| α. Προκ/ές και πιστώσεις | -169.449 | -65.999 | -99.448 | -19.194 | -31.181 | a. Loans and advances |
| β. Έντοκα γραμμάτια (α) | -154.282 | -8.998 | -54.418 | -137.460 | -42.766 | b. Treasury bills (α) |
| γ. Ομόλογα και λοιπά χρεόγραφα (α) | -91.569 | +1.238.264 | +1.943.045 | -601.075 | -124.522 | c. Bonds and other securities (α) |
| δ. Καταθέσεις | +159.520 | +261.695 | -48.197 | +1.175.740 | +1.262.343 | d. Deposits |
| ε. Λοιποί λογαριασμοί (β) | -68.593 | +74.109 | +92.940 | +254.516 | +428.911 | e. Other accounts (β) |
| στ. Εξωτερικός δανεισμός | +142.096 | +191.393 | +149.394 | +425.820 | +303.108 | f. Government borrowing from abroad (net) |
| 2. Δημόσιοι οργανισμοί | -28.155 | -229.640 | +178.960 | +94.187 | +179.571 | 2. Public entities |
| α. Πιστώσεις | -38.078 | -5.123 | +131.998 | +63.226 | +23.400 | a. Loans and advances |
| β. Καταθέσεις όψεως | +61.448 | -278.587 | +45.230 | +30.549 | +173.829 | b. Sight deposits |
| γ. Καταθέσεις προθεσμίας | -21.444 | +27.572 | +884 | -20.773 | -19.637 | c. Time deposits |
| δ. Πωλήσεις χρεογράφων με συμφωνία επαναγοράς (repos) | -30.081 | +26.498 | +848 | +21.185 | +1.979 | d. Repurchase agreements (repos) |
| 3. Δημόσιες επιχειρήσεις | +267.277 | -165.374 | +27.195 | -28.034 | -42.079 | 3. Public enterprises |
| α. Πιστώσεις | +217.240 | -79.214 | +92.277 | -2.522 | -20.742 | a. Loans and advances |
| β. Χρεόγραφα | +31.308 | +7.108 | +1000 | -28 | -4.858 | b. Bonds |
| γ. Καταθέσεις όψεως | +22.638 | -25.575 | -70.387 | +20.899 | -11.870 | c. Sight deposits |
| δ. Καταθέσεις προθεσμίας | +23.296 | -46.077 | +22.691 | -44.487 | -17.505 | d. Time deposits |
| ε. Πωλήσεις χρεογράφων με συμφωνία επαναγοράς (repos) | -27.205 | -21.616 | -18.386 | -1.896 | +12.896 | e. Repurchase agreements (repos) |
| B. ΙΔΙΩΤΙΚΟΣ ΤΟΜΕΑΣ | +1.778.986 | +3.910.294 | +3.951.454 | +193.062 | +330.065 | B. PRIVATE SECTOR |
| 1. Πιστώσεις | +1.671.927 | +1.818.938 | +4.173.757 | -186.055 | +234.465 | 1. Loans and advances to |
| α. Αγροτικές δραστηριότητες | +9.689 | +103.801 | +91.861 | +105.301 | +29.927 | a. Agriculture |
| β. Μεταποιητικές δραστηριότητες | +119.618 | +371.570 | +457.328 | -46.164 | +20.117 | b. Manufacturing |
| γ. Λοιπές δραστηριότητες | +1.542.620 | +1.343.567 | +3.624.568 | -245.192 | +184.421 | c. Other |
| 2. Χρεόγραφα | +150.244 | +2.196.218 | -121.774 | +407.782 | +107.489 | 2. Securities |
| 3. Δεσμιμμένες καταθέσεις | -43.185 | -104.862 | -100.529 | -28.665 | -11.889 | 3. Private blocked deposits |
| Γ. ΕΞΩΤΕΡΙΚΟΣ ΤΟΜΕΑΣ | -733.430 | +683.473 | -1.661.027 | -222.628 | +440.544 | C. FOREIGN SECTOR |
| 1. Συναλλαγματικά διαθέσιμα | +1.264.821 | +1.174.893 | -1.406.239 | +214.952 | -443.966 | 1. Foreign currency reserves |
| 2. Εξωτερικός δανεισμός Κεντρ. Διοίκ. | -142.096 | -191.393 | -149.394 | -425.820 | -303.108 | 2. Central government borrowing from abroad (net) |
| 3. Καταθέσεις σε συνάλλαγμα Ελλήνων ναυτικών και εργατών | -896.103 | +105.726 | -711.856 | -205.058 | -48.677 | 3. Foreign currency deposits of Greek seamen and workers |
| 4. Λοιπές υποχρεώσεις σε συνάλλαγμα | -960.052 | -405.753 | +606.462 | +193.298 | +1.236.295 | 4. Other liabilities in foreign currency |
| Δ. ΛΟΙΠΑ ΣΤΟΙΧΕΙΑ | +841.390 | -784.883 | -478.189 | +585.208 | +916.625 | IV. OTHER ITEMS |
| Μεταβολή ποσότητας χρήματος (Μ3) | +1.943.791 | +5.104.334 | +4.001.709 | +1.720.142 | +3.784.063 | Change in money stock (M3) |
| 1. Νομισματική κυκλοφορία | +23.143 | +496.157 | -29.128 | +606.086 | +415.866 | 1. Currency in circulation |
| α. Τραπεζογραμμάτια | +20.940 | +492.935 | -37.073 | +605.405 | +413.857 | a. Banknotes |
| β. Κέρματα | +2.203 | +3.222 | +7.945 | +681 | +2.009 | b. Coins |
| 2. Καταθέσεις ιδιωτών | +336.679 | +2.516.995 | +931.385 | +1.102.729 | +1.387.256 | 2. Private deposits |
| α. Όψεως | +486.302 | +1.084.626 | -255.733 | +43.996 | +425.852 | a. Sight |
| β. Ταμειυτηρίου | +446.094 | +1.220.781 | +1.234.625 | +869.445 | +920.176 | b. Savings |
| γ. Προθεσμίας | -595.717 | +211.588 | -47.507 | +189.288 | +41.228 | c. Time |
| 3. Πωλήσεις χρεογράφων με συμφωνία επαναγοράς σε ιδιώτες (repos) | +1.547.061 | +2.176.086 | +3.105.209 | +17.920 | +1.998.181 | 3. Repurchase agreements (repos) with the private sector |
| 4. Τραπεζικά ομόλογα | +36.908 | -84.904 | -5.757 | -6.593 | -17.240 | 4. Bank bonds |

(α) Περιλαμβάνονται και οι πωλήσεις χρεογράφων με συμφωνία επαναγοράς (repos).

(β) Κέρματα σε κυκλοφορία και ειδικές διαχειρίσεις του Ελληνικού Δημοσίου.

(α) Includes repurchase agreements (repos).

(β) Coin in circulation and special management accounts of the State.

11. Καταθέσεις στην Τράπεζα της Ελλάδος

Deposits with the Bank of Greece

A: Ιδιωτών και ιδιωτικών επιχειρήσεων, δημόσιων επιχειρήσεων και δημόσιων οργανισμών
 Individuals and private enterprises, public enterprises and public entities

Εκατομμύρια δραχμές

Million drachmas

| Τέλος έτους ή μηνός End of year or month | Γενικό Σύνολο Grand Total | Ιδιωτών και ιδιωτικών επιχειρήσεων Individuals and private enterprises | | | Δημόσιων επιχειρή- σεων (όψεως) Public enterprises (sight) | Δημόσιων οργανισμών (α) Public entities (a) Ταμειακή διαχείριση Sight deposits |
|---|------------------------------------|---|------------------------|-----------------|--|---|
| | | Σύνολο Total | Δεσμευμένες Blocked | Λοιπές Other | | |
| 1996 | 32.865 | 3.202 | 420 | 2.782 | 1.109 | 28.554 |
| 1997 | 10.210 | 5.062 | 424 | 4.638 | 266 | 4.882 |
| 1998 | 15.678 | 11.191 | 856 | 10.335 | 440 | 4.047 |
| 1999 | 182.235 | 16.455 | 946 | 15.509 | 283 | 165.497 |
| 2000 | 66.250 | 5.430 | 242 | 5.188 | 321 | 60.499 |
| 1998 Ιούλ. – July | 56.735 | 3.542 | 255 | 3.287 | 1.070 | 52.123 |
| Αύγ. – Aug. | 147.734 | 5.156 | 496 | 4.660 | 349 | 141.629 |
| Σεπτ. – Sept. | 11.617 | 6.092 | 748 | 5.344 | 400 | 5.125 |
| Οκτ. – Oct. | 17.206 | 4.269 | 200 | 4.069 | 260 | 12.677 |
| Νοέμ. – Nov. | 101.347 | 3.686 | 460 | 3.226 | 480 | 97.181 |
| Δεκ. – Dec. | 15.678 | 11.191 | 856 | 10.335 | 440 | 4.047 |
| 1999 Ιαν. – Jan. | 77.105 | 11.943 | 188 | 11.755 | 1.444 | 63.718 |
| Φεβρ. – Feb. | 89.133 | 4.957 | 362 | 4.595 | 400 | 83.776 |
| Μάρτ. – Mar. | 168.550 | 3.777 | 176 | 3.601 | 354 | 164.419 |
| Απρ. – Apr. | 66.954 | 12.448 | 1.326 | 11.122 | 260 | 54.246 |
| Μάιος – May | 59.666 | 8.567 | 965 | 7.602 | 542 | 50.557 |
| Ιούν. – June | 116.605 | 4.757 | 252 | 4.505 | 3.904 | 107.944 |
| Ιούλ. – July | 24.284 | 4.559 | 173 | 4.386 | 362 | 19.363 |
| Αύγ. – Aug. | 49.175 | 4.281 | 125 | 4.156 | 499 | 44.395 |
| Σεπτ. – Sept. | 121.404 | 6.072 | 227 | 5.845 | 2.264 | 113.068 |
| Οκτ. – Oct. | 70.801 | 5.841 | 121 | 5.720 | 386 | 64.574 |
| Νοέμ. – Nov. | 193.425 | 5.473 | 473 | 5.000 | 1.009 | 186.943 |
| Δεκ. – Dec. | 182.235 | 16.455 | 946 | 15.509 | 283 | 165.497 |
| 2000 Ιαν. – Jan. | 92.871 | 5.818 | 120 | 5.698 | 354 | 86.699 |
| Φεβρ. – Feb. | 223.786 | 15.048 | 113 | 14.935 | 345 | 208.393 |
| Μάρτ. – Mar. | 152.436 | 9.632 | 181 | 9.451 | 519 | 142.285 |
| Απρ. – Apr. | 70.779 | 11.644 | 928 | 10.716 | 277 | 58.858 |
| Μάιος – May | 100.528 | 8.199 | 351 | 7.848 | 297 | 92.032 |
| Ιούν. – June | 109.710 | 5.146 | 112 | 5.034 | 292 | 104.272 |
| Ιούλ. – July | 66.441 | 4.494 | 110 | 4.384 | 538 | 61.409 |
| Αύγ. – Aug. | 134.215 | 4.600 | 109 | 4.491 | 431 | 129.184 |
| Σεπτ. – Sept. | 121.883 | 6.103 | 109 | 5.994 | 12.011 | 103.769 |
| Οκτ. – Oct. | 141.605 | 5.075 | 159 | 4.916 | 395 | 136.135 |
| Νοέμ. – Nov. | 208.227 | 4.296 | 105 | 4.191 | 385 | 203.546 |
| Δεκ. – Dec. | 66.250 | 5.430 | 242 | 5.188 | 321 | 60.499 |

(α) Ως δημόσιοι οργανισμοί, κατά τον ΑΝ 1611/1950, νοούνται τα ΝΠΔΔ, καθώς και τα ασφαλιστικά ταμεία δημόσιου και ιδιωτικού δικαίου.

(a) Under Law 1611/1950, public institutions as well as all insurance funds are considered public entities.

11α. Καταθέσεις στην Τράπεζα της Ελλάδος
Deposits with the Bank of Greece

B: Εμπορικών τραπεζών και ειδικών πιστωτικών οργανισμών – Commercial banks and specialised credit institutions

Εκατομμύρια δραχμές

Million drachmas

| Τέλος έτους ή μηνός End of year or month | Γενικό Σύνολο Grand Total | Εμπορικές τράπεζες – Commercial banks | | | | Ειδικοί πιστωτικοί οργανισμοί – Specialised credit institutions | | | |
|---|---------------------------------|---------------------------------------|--------------------------------------|---|-----------------|---|--------------------------------------|---|-----------------|
| | | Σύνολο Total | Υποχρεω- τικές Obli- gatory | Τρεχού- μενοι λ/σμοί Current accounts | Λοιπές Other | Σύνολο Total | Υποχρεω- τικές Obli- gatory | Τρεχού- μενοι λ/σμοί Current accounts | Λοιπές Other |
| 1996 | 1.613.583 | 1.197.411 | 1.125.865 | -230.005 | 301.551 | 416.172 | 328.835 | -14.580 | 101.917 |
| 1997 | 1.778.291 | 1.242.221 | 1.452.280 | -429.137 | 219.078 | 536.070 | 364.746 | -29.442 | 200.766 |
| 1998 | 3.213.253 | 2.695.445 | 1.812.330 | -343.159 | 1.226.274 | 517.808 | 393.349 | -46.141 | 170.600 |
| 1999 | 4.114.668 | 3.637.346 | 2.127.691 | 226.851 | 1.282.804 | 477.322 | 450.381 | 23.574 | 3.367 |
| 2000 | 3.285.088 | 2.676.462 | 655.846 | 237.058 | 1.783.558 | 608.626 | 73.827 | 194.960 | 339.839 |
| 1998 Ιουλ. – July | 2.865.580 | 2.231.220 | 1.701.544 | -87.331 | 617.007 | 634.360 | 407.496 | 17.442 | 209.422 |
| Αύγ. – Aug. | 2.234.912 | 1.605.069 | 1.688.894 | -325.548 | 241.723 | 629.843 | 412.908 | -6.074 | 223.009 |
| Σεπτ. – Sept. | 2.817.991 | 2.224.223 | 1.648.106 | -112.917 | 689.034 | 593.768 | 379.020 | 71.981 | 142.767 |
| Οκτ. – Oct. | 3.111.385 | 2.595.449 | 1.732.946 | -47.845 | 910.348 | 515.936 | 397.860 | 3.088 | 114.988 |
| Νοέμ. – Nov. | 2.881.285 | 2.405.217 | 1.776.831 | -23.498 | 651.884 | 476.068 | 395.096 | 20.441 | 60.531 |
| Δεκ. – Dec. | 3.213.253 | 2.695.445 | 1.812.330 | -343.159 | 1.226.274 | 517.808 | 393.349 | -46.141 | 170.600 |
| 1999 Ιαν. – Jan. | 3.374.421 | 2.864.925 | 1.913.915 | -47.027 | 998.037 | 509.496 | 422.352 | -21.247 | 108.391 |
| Φεβρ. – Feb. | 3.976.218 | 3.350.912 | 1.993.781 | -89.723 | 1.446.854 | 625.306 | 422.991 | -18.243 | 220.558 |
| Μάρτ. – Mar. | 4.241.122 | 3.476.031 | 2.049.973 | -106.571 | 1.532.629 | 765.091 | 403.524 | -15.190 | 376.757 |
| Απρ. – Apr. | 4.643.060 | 2.954.295 | 2.097.357 | -95.737 | 1.952.675 | 688.765 | 447.911 | -25.660 | 266.514 |
| Μάιος – May | 3.999.216 | 3.402.286 | 2.105.488 | 21.425 | 1.275.373 | 596.930 | 437.113 | 5.822 | 153.995 |
| Ιούν. – June | 4.582.282 | 4.015.726 | 2.147.681 | -85.454 | 1.953.499 | 566.556 | 440.501 | 349 | 125.706 |
| Ιουλ. – July | 4.430.312 | 3.684.434 | 2.121.766 | -23.892 | 1.586.560 | 745.878 | 450.721 | 2.044 | 293.113 |
| Αύγ. – Aug. | 4.553.403 | 3.553.727 | 2.206.049 | -102.952 | 1.450.630 | 999.676 | 452.824 | -13.552 | 560.374 |
| Σεπτ. – Sept. | 4.446.084 | 3.567.205 | 2.197.872 | -165.766 | 1.535.099 | 878.879 | 457.602 | -22.700 | 443.977 |
| Οκτ. – Oct. | 3.414.848 | 2.724.511 | 2.321.699 | -85.553 | 488.365 | 690.337 | 400.718 | 820 | 288.799 |
| Νοέμ. – Nov. | 3.823.339 | 3.152.693 | 2.164.739 | 244.590 | 743.364 | 670.646 | 429.487 | -9.966 | 251.125 |
| Δεκ. – Dec. | 4.114.668 | 3.637.346 | 2.127.691 | 226.851 | 1.282.804 | 477.322 | 450.381 | 23.574 | 3.367 |
| 2000 Ιαν. – Jan. | 3.657.159 | 3.013.447 | 2.158.280 | 121.490 | 733.677 | 643.712 | 448.914 | -8.256 | 203.054 |
| Φεβρ. – Feb. | 3.990.946 | 3.234.656 | 2.179.180 | 328.662 | 726.814 | 756.290 | 454.661 | -16.645 | 318.274 |
| Μάρτ. – Mar. | 3.851.291 | 3.213.766 | 1.951.052 | 616.804 | 645.910 | 637.525 | 391.209 | 3.264 | 243.052 |
| Απρ. – Apr. | 3.753.712 | 3.247.959 | 1.988.905 | 530.714 | 728.340 | 505.753 | 396.098 | 2.597 | 107.058 |
| Μάιος – May | 4.124.383 | 3.450.146 | 2.029.319 | 1.160.728 | 260.099 | 674.237 | 402.951 | 63.604 | 207.682 |
| Ιούν. – June | 3.957.446 | 3.518.239 | 2.127.804 | 1.096.296 | 294.139 | 439.207 | 380.237 | 47.447 | 11.523 |
| Ιουλ. – July | 3.367.707 | 2.889.311 | 618.424 | 315.770 | 1.955.117 | 478.396 | 80.855 | 46.639 | 350.902 |
| Αύγ. – Aug. | 3.124.192 | 2.656.917 | 624.749 | 74.548 | 1.957.620 | 467.275 | 80.317 | 28.769 | 358.189 |
| Σεπτ. – Sept. | 3.219.616 | 2.764.481 | 609.649 | 195.248 | 1.959.584 | 455.135 | 77.561 | 21.870 | 355.704 |
| Οκτ. – Oct. | 3.324.496 | 2.761.677 | 677.810 | 127.855 | 1.956.012 | 562.819 | 79.056 | 73.278 | 410.485 |
| Νοέμ. – Nov. | 3.147.686 | 2.601.775 | 690.360 | -54.916 | 1.966.331 | 545.911 | 78.179 | 116.453 | 351.279 |
| Δεκ. – Dec. | 3.285.088 | 2.676.462 | 655.846 | 237.058 | 1.783.558 | 608.626 | 73.827 | 194.960 | 339.839 |

12. Καταθέσεις στις εμπορικές τράπεζες και τους ειδικούς πιστωτικούς οργανισμούς (α) Deposits with commercial banks and specialised credit institutions (a)

Σε δραχμές – In drachmas

Εκατομμύρια δραχμές

Million drachmas

| Τέλος έτους ή μηνός End of year or month | Γενικό Σύνολο Grand Total | Ιδιωτών και ιδιωτικών επιχειρήσεων Individuals and private enterprises | | | | | Δημόσιων επιχειρή- σεων (όψεως) Public enter- prises (sight) | Δημόσιων οργανισμών (β) Public entities (β) | | | |
|---|------------------------------------|---|----------------|------------------------------|-------------------------|-----------------------------|---|--|---|-------------------------|------------------------|
| | | Σύνολο Total | Όψεως Sight | Ταμιευ- τηρίου Savings | Προθε- σμίας Time | Δεσμευ- μένες Blocked | | Σύνολο Total | Ταμειακή διαχείριση Sight deposits | Προθε- σμίας Time | Λοιπές (γ) Other |
| 1988 | 6.041.861 | 5.802.770 | 237.721 | 3.849.822 | 1.634.765 | 80.462 | 52.348 | 186.743 | 104.089 | 23.378 | 59.276 |
| 1989 | 7.340.903 | 7.140.628 | 295.648 | 4.852.456 | 1.902.233 | 90.291 | 64.953 | 225.322 | 115.200 | 37.066 | 73.056 |
| 1990 | 8.418.862 | 8.103.752 | 421.447 | 5.549.242 | 2.024.127 | 108.936 | 48.397 | 266.713 | 154.816 | 31.727 | 80.170 |
| 1991 | 9.233.548 | 8.856.684 | 487.376 | 6.228.899 | 2.010.546 | 129.863 | 74.450 | 302.414 | 187.156 | 29.517 | 85.741 |
| 1992 | 10.149.043 | 9.689.045 | 558.158 | 6.915.349 | 2.052.567 | 162.971 | 91.642 | 368.356 | 221.194 | 19.107 | 128.055 |
| 1993 | 11.084.572 | 10.551.830 | 711.700 | 7.709.723 | 1.943.933 | 186.474 | 90.943 | 441.799 | 308.981 | 14.403 | 118.415 |
| 1994 | 13.747.525 | 13.122.712 | 1.105.846 | 8.811.525 | 2.994.177 | 211.164 | 116.648 | 508.165 | 361.867 | 13.993 | 132.305 |
| 1995 | 15.766.095 | 15.089.810 | 1.285.441 | 10.445.376 | 3.119.194 | 239.799 | 115.317 | 560.968 | 406.512 | 51.717 | 102.739 |
| 1996 | 17.997.140 | 17.191.639 | 1.606.580 | 12.201.684 | 3.106.621 | 276.754 | 109.872 | 695.629 | 608.269 | 13.811 | 73.549 |
| 1997 | 19.754.866 | 18.834.614 | 1.820.321 | 13.335.335 | 3.319.337 | 359.621 | 132.126 | 788.126 | 677.080 | 31.151 | 79.895 |
| 1998 | 20.073.924 | 19.208.349 | 2.306.623 | 13.781.429 | 2.723.620 | 396.677 | 109.314 | 756.261 | 616.467 | 5.873 | 133.921 |
| 1999 | 22.870.531 | 21.807.347 | 3.391.249 | 14.982.956 | 2.936.842 | 496.300 | 135.020 | 928.164 | 733.604 | 67.319 | 127.241 |
| 1997 Οκτ. – Oct. | 19.178.375 | 18.271.366 | 1.766.539 | 13.059.741 | 3.161.038 | 284.048 | 98.671 | 808.338 | 670.334 | 74.831 | 63.173 |
| Νοέμ. – Nov. | 18.746.596 | 17.668.988 | 1.467.188 | 12.211.352 | 3.707.053 | 283.395 | 128.323 | 949.285 | 756.630 | 119.273 | 73.382 |
| Δεκ. – Dec. | 19.754.866 | 18.834.614 | 1.820.321 | 13.319.337 | 3.319.337 | 359.621 | 132.126 | 788.126 | 677.080 | 31.151 | 79.895 |
| 1998 Ιαν. – Jan. | 18.651.767 | 17.710.450 | 1.443.772 | 12.591.761 | 3.351.845 | 323.072 | 149.159 | 792.158 | 591.858 | 122.815 | 77.485 |
| Φεβρ. – Feb. | 18.547.795 | 17.600.372 | 1.387.055 | 12.520.381 | 3.378.972 | 313.964 | 157.290 | 790.133 | 594.288 | 109.999 | 85.846 |
| Μάρτ. – Mar. | 18.776.627 | 17.893.761 | 1.666.648 | 12.503.999 | 3.402.291 | 320.823 | 174.292 | 708.574 | 608.594 | 12.872 | 87.108 |
| Απρ. – Apr. | 18.780.358 | 17.908.500 | 1.634.024 | 12.687.545 | 3.266.827 | 320.104 | 182.867 | 688.991 | 592.312 | 13.232 | 83.447 |
| Μάιος – May | 18.720.890 | 17.835.245 | 1.659.943 | 12.722.996 | 3.128.521 | 323.785 | 201.250 | 684.395 | 574.373 | 25.362 | 84.660 |
| Ιούν. – June | 19.472.649 | 18.497.540 | 1.850.840 | 13.176.099 | 3.130.883 | 329.718 | 255.362 | 719.747 | 601.711 | 24.845 | 93.191 |
| Ιούλ. – July | 19.123.759 | 18.191.748 | 1.717.972 | 13.075.213 | 3.049.799 | 348.764 | 179.126 | 752.885 | 616.968 | 25.573 | 110.344 |
| Αύγ. – Aug. | 19.246.459 | 18.271.990 | 1.730.447 | 13.090.951 | 3.105.506 | 345.086 | 202.108 | 772.361 | 604.988 | 41.159 | 126.214 |
| Σεπτ. – Sept. | 19.067.646 | 18.156.856 | 1.861.428 | 12.972.928 | 2.979.326 | 343.174 | 210.583 | 700.207 | 540.451 | 43.554 | 116.202 |
| Οκτ. – Oct. | 18.674.177 | 17.896.245 | 1.874.150 | 12.785.264 | 2.890.387 | 346.444 | 140.240 | 637.692 | 497.352 | 28.009 | 112.331 |
| Νοέμ. – Nov. | 18.486.365 | 17.601.891 | 1.935.935 | 12.530.819 | 2.772.271 | 362.866 | 180.287 | 704.187 | 563.453 | 9.253 | 131.481 |
| Δεκ. – Dec. | 20.073.924 | 19.208.349 | 2.306.623 | 13.781.429 | 2.723.620 | 396.677 | 109.314 | 756.261 | 616.467 | 5.873 | 133.921 |
| 1999 Ιαν. – Jan. | 19.816.922 | 18.969.146 | 2.068.443 | 13.726.654 | 2.783.218 | 390.831 | 107.233 | 740.543 | 612.122 | 6.204 | 122.217 |
| Φεβρ. – Feb. | 20.041.235 | 19.168.147 | 2.214.863 | 13.665.723 | 2.893.702 | 393.859 | 123.170 | 749.918 | 618.162 | 11.955 | 119.801 |
| Μάρτ. – Mar. | 20.522.555 | 19.659.550 | 2.465.518 | 13.855.240 | 2.928.831 | 409.961 | 130.407 | 732.598 | 593.992 | 10.026 | 128.580 |
| Απρ. – Apr. | 20.956.468 | 20.081.480 | 2.361.764 | 14.335.701 | 2.969.590 | 414.425 | 109.431 | 765.557 | 617.291 | 12.288 | 135.978 |
| Μάιος – May | 20.818.178 | 19.918.100 | 2.399.400 | 14.217.144 | 2.901.401 | 400.155 | 130.396 | 769.682 | 629.206 | 9.477 | 130.999 |
| Ιούν. – June | 21.526.435 | 20.555.621 | 2.655.696 | 14.584.919 | 2.901.243 | 413.763 | 161.169 | 809.645 | 662.103 | 18.488 | 129.054 |
| Ιούλ. – July | 21.482.417 | 20.548.278 | 2.701.955 | 14.506.978 | 2.919.197 | 420.148 | 168.687 | 765.452 | 640.938 | 15.006 | 109.508 |
| Αύγ. – Aug. | 21.611.143 | 20.634.350 | 2.808.823 | 14.494.495 | 2.893.847 | 437.185 | 160.145 | 816.648 | 691.138 | 16.124 | 109.386 |
| Σεπτ. – Sept. | 22.125.805 | 21.160.681 | 3.196.440 | 14.588.624 | 2.922.627 | 452.990 | 169.303 | 795.821 | 663.562 | 19.329 | 112.930 |
| Οκτ. – Oct. | 21.439.904 | 20.317.830 | 2.870.369 | 14.165.455 | 2.827.099 | 454.907 | 152.076 | 969.998 | 732.368 | 123.784 | 113.846 |
| Νοέμ. – Nov. | 21.732.467 | 20.704.530 | 3.347.253 | 14.132.765 | 2.745.920 | 478.592 | 155.219 | 872.718 | 742.707 | 13.256 | 116.755 |
| Δεκ. – Dec. | 22.870.531 | 21.807.347 | 3.391.249 | 14.982.956 | 2.936.842 | 496.300 | 135.020 | 928.164 | 733.604 | 67.319 | 127.241 |

(α) Ο πίνακας αυτός αποτελεί ενοποίηση των επόμενων πινάκων 13 και 14.

(β) Δεν περιλαμβάνονται οι καταθέσεις των Δημοσίων Οργανισμών στην Τράπεζα της Ελλάδος σύμφωνα με τον ΑΝ 1611/1950.

(γ) Περιλαμβάνονται κυρίως καταθέσεις Δήμων και Κοινοτήτων στο Ταμείο Παρακαταθηκών και Δανείων, καθώς και καταθέσεις ασφαλιστικών ταμείων στις Εμπορικές Τράπεζες και στους ειδικούς πιστωτικούς οργανισμούς.

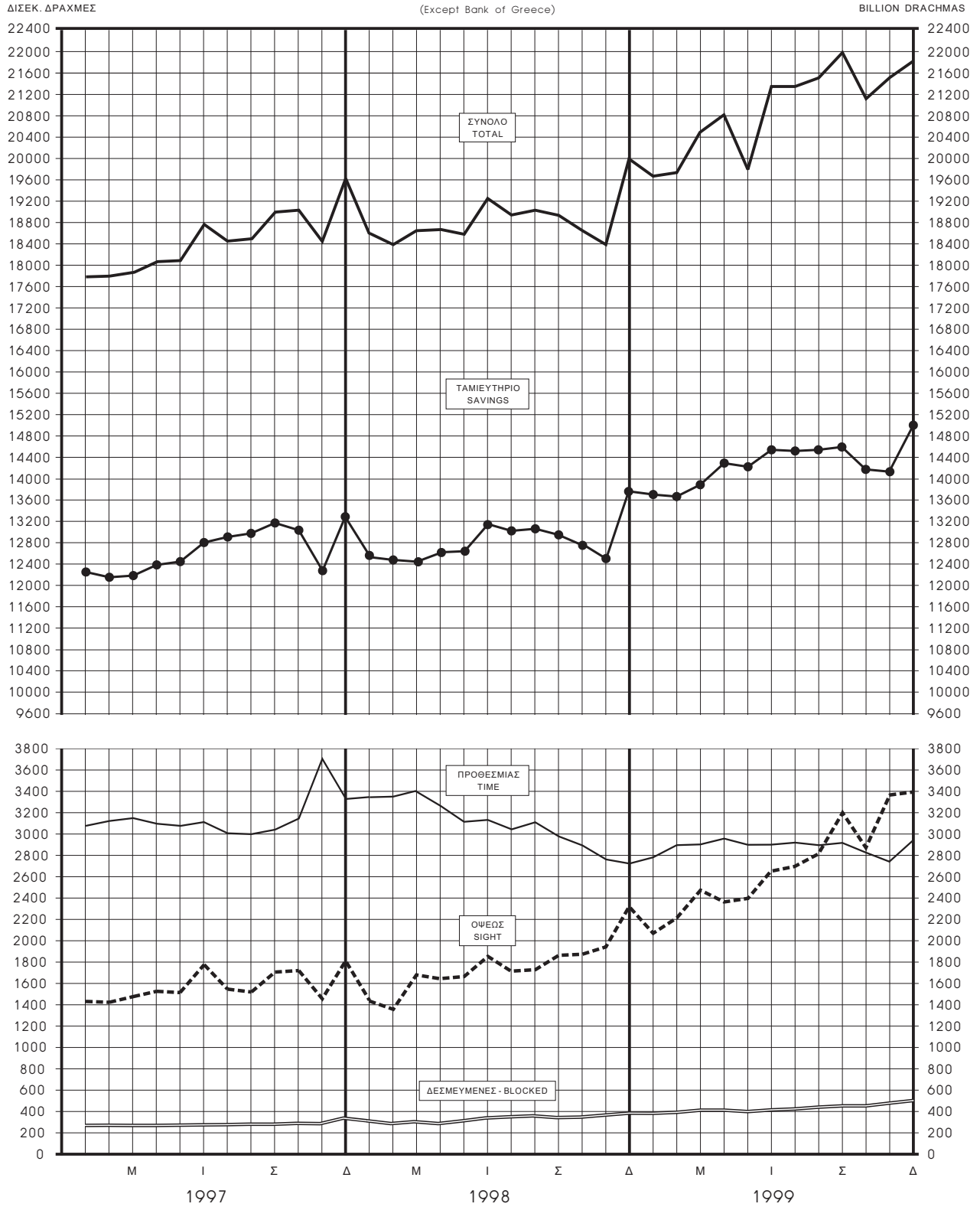
(a) The above table consists of figures given in the following tables 13 and 14.

(β) Public entities' deposits with the Bank of Greece, according to Law 1611/1950, are not included.

(γ) This column includes mainly deposits by local authorities with the Deposits and Loans Fund, and deposits by social security funds with commercial banks and specialised credit institutions.

2. ΚΑΤΑΘΕΣΕΙΣ ΙΔΙΩΤΩΝ ΣΕ ΔΡΑΧΜΕΣ
 ΣΤΙΣ ΕΜΠΟΡΙΚΕΣ ΤΡΑΠΕΖΕΣ ΚΑΙ ΕΙΔΙΚΟΥΣ ΠΙΣΤΩΤΙΚΟΥΣ ΟΡΓΑΝΙΣΜΟΥΣ
 (Πλην της Τράπεζας της Ελλάδος)

PRIVATE DEPOSITS IN DRACHMAS
 WITH COMMERCIAL BANKS AND SPECIALISED CREDIT INSTITUTIONS
 (Except Bank of Greece)



13. Καταθέσεις στις εμπορικές τράπεζες Deposits with commercial banks

Σε δραχμές – In drachmas

Εκατομμύρια δραχμές

Million drachmas

| Τέλος έτους ή μηνός End of year or month | Γενικό Σύνολο Grand Total | Ιδιωτών και ιδιωτικών επιχειρήσεων Individuals and private enterprises | | | | | Δημόσιων επιχειρή- σεων (όψεως) Public enter- prises (sight) | Δημόσιων οργανισμών (β) Public entities (β) | | | |
|---|------------------------------------|---|----------------|-----------------------------|-------------------------|-----------------------------|---|--|---|-------------------------|------------------------|
| | | Σύνολο Total | Όψεως Sight | Ταμει- τηρίου Savings | Προθε- σμίας Time | Δεσμευ- μένες Blocked | | Σύνολο Total | Ταμειακή διαχείριση Sight deposits | Προθε- σμίας Time | Λοιπές (β) Other |
| 1988 | 4.194.442 | 4.048.103 | 195.921 | 2.608.123 | 1.209.529 | 34.530 | 52.070 | 94.269 | 47.088 | 23.270 | 23.911 |
| 1989 | 5.124.395 | 4.956.246 | 243.283 | 3.289.869 | 1.386.541 | 36.553 | 56.370 | 111.779 | 55.969 | 28.869 | 26.941 |
| 1990 | 5.769.405 | 5.616.204 | 370.073 | 3.767.823 | 1.436.292 | 42.016 | 37.050 | 116.151 | 63.452 | 23.544 | 29.155 |
| 1991 | 6.301.890 | 6.086.011 | 433.633 | 4.235.980 | 1.366.299 | 50.169 | 61.176 | 154.703 | 103.314 | 15.450 | 35.939 |
| 1992 | 6.759.506 | 6.491.105 | 499.197 | 4.726.000 | 1.212.215 | 53.693 | 91.147 | 177.254 | 126.060 | 5.288 | 45.906 |
| 1993 | 7.214.800 | 6.922.905 | 622.082 | 5.293.541 | 951.375 | 55.907 | 87.614 | 204.281 | 176.476 | 1.931 | 25.874 |
| 1994 | 9.097.350 | 8.739.608 | 991.251 | 6.022.369 | 1.675.010 | 50.978 | 115.773 | 241.969 | 202.222 | 13.316 | 26.431 |
| 1995 | 10.178.632 | 9.798.067 | 1.162.772 | 6.980.877 | 1.598.668 | 55.750 | 114.279 | 266.286 | 224.334 | 14.227 | 27.725 |
| 1996 | 11.706.895 | 11.248.059 | 1.468.251 | 8.192.010 | 1.542.199 | 45.599 | 108.647 | 350.189 | 287.049 | 6.983 | 56.157 |
| 1997 | 12.857.640 | 12.304.544 | 1.678.558 | 9.033.684 | 1.522.264 | 70.038 | 117.379 | 435.717 | 355.710 | 23.599 | 56.408 |
| 1998 (γ) | 13.851.131 | 13.282.384 | 2.153.308 | 9.971.593 | 1.097.119 | 60.364 | 99.863 | 468.884 | 383.177 | 4.870 | 80.837 |
| 1999 | 16.119.574 | 15.456.702 | 3.129.291 | 11.120.405 | 1.112.337 | 94.669 | 126.382 | 536.490 | 415.150 | 9.596 | 111.744 |
| 1997 Οκτ. – Oct. | 12.487.765 | 12.012.743 | 1.620.359 | 8.901.336 | 1.437.818 | 53.230 | 94.227 | 380.795 | 287.712 | 44.235 | 48.848 |
| Νοέμ. – Nov. | 11.983.538 | 11.403.871 | 1.317.415 | 8.216.927 | 1.820.470 | 49.059 | 124.696 | 454.971 | 314.282 | 81.426 | 59.263 |
| Δεκ. – Dec. | 12.857.640 | 12.304.544 | 1.678.558 | 9.033.684 | 1.522.264 | 70.038 | 117.379 | 435.717 | 355.710 | 23.599 | 56.408 |
| 1998 Ιαν. – Jan. | 11.953.668 | 11.345.846 | 1.317.151 | 8.459.011 | 1.524.957 | 44.727 | 138.817 | 469.005 | 299.914 | 118.418 | 50.673 |
| Φεβρ. – Feb. | 11.926.548 | 11.323.091 | 1.311.292 | 8.492.611 | 1.481.205 | 37.983 | 145.653 | 457.804 | 299.591 | 104.561 | 53.652 |
| Μάρτ. – Mar. | 12.158.007 | 11.603.495 | 1.559.131 | 8.542.124 | 1.453.203 | 49.037 | 164.828 | 389.684 | 322.478 | 8.234 | 58.972 |
| Απρ. – Apr. | 12.212.993 | 11.662.786 | 1.543.782 | 8.689.608 | 1.380.325 | 49.071 | 171.293 | 378.914 | 313.208 | 7.522 | 58.184 |
| Μάιος – May | 12.207.553 | 11.640.664 | 1.575.555 | 8.691.245 | 1.327.532 | 46.332 | 192.950 | 373.939 | 294.252 | 18.580 | 61.107 |
| Ιούν. – June | 12.879.985 | 12.202.441 | 1.748.696 | 9.066.282 | 1.332.065 | 55.398 | 246.676 | 430.868 | 348.800 | 17.939 | 64.129 |
| Ιούλ. – July | 12.557.503 | 11.937.798 | 1.590.077 | 8.994.260 | 1.301.755 | 51.706 | 167.108 | 452.597 | 363.247 | 20.143 | 69.207 |
| Αύγ. – Aug. | 12.682.361 | 12.039.255 | 1.605.756 | 9.020.751 | 1.362.544 | 50.204 | 196.190 | 446.916 | 331.429 | 36.727 | 78.760 |
| Σεπτ. – Sept. | 12.700.067 | 12.071.289 | 1.739.319 | 9.004.413 | 1.277.108 | 50.449 | 195.724 | 433.054 | 318.295 | 38.649 | 76.110 |
| Οκτ. – Oct. | 12.427.397 | 11.903.217 | 1.768.225 | 8.858.815 | 1.223.353 | 52.824 | 134.940 | 389.240 | 289.676 | 24.013 | 75.551 |
| Νοέμ. – Nov. (γ) | 12.729.230 | 12.136.210 | 1.810.845 | 9.114.247 | 1.155.473 | 55.645 | 174.146 | 418.874 | 330.285 | 9.250 | 79.339 |
| Δεκ. – Dec. | 13.851.131 | 13.282.384 | 2.153.308 | 9.971.593 | 1.097.119 | 60.364 | 99.863 | 468.884 | 383.177 | 4.870 | 80.837 |
| 1999 Ιαν. – Jan. | 13.621.400 | 13.065.988 | 1.977.057 | 9.963.377 | 1.066.064 | 59.490 | 104.262 | 451.150 | 372.016 | 5.207 | 73.927 |
| Φεβρ. – Feb. | 13.709.901 | 13.147.856 | 2.123.349 | 9.925.506 | 1.044.147 | 54.854 | 119.930 | 442.115 | 363.660 | 5.101 | 73.354 |
| Μάρτ. – Mar. | 14.141.274 | 13.586.545 | 2.367.236 | 10.138.630 | 1.016.595 | 64.084 | 126.132 | 428.597 | 337.818 | 3.032 | 87.747 |
| Απρ. – Apr. | 14.485.522 | 13.950.011 | 2.256.894 | 10.555.774 | 1.070.848 | 66.495 | 100.779 | 434.732 | 342.407 | 2.874 | 89.451 |
| Μάιος – May | 14.423.769 | 13.828.955 | 2.299.701 | 10.456.887 | 1.013.331 | 59.036 | 121.223 | 473.591 | 386.327 | 4.755 | 82.509 |
| Ιούν. – June | 15.021.577 | 14.347.869 | 2.531.614 | 10.781.887 | 967.857 | 66.511 | 154.916 | 518.792 | 433.062 | 6.314 | 79.416 |
| Ιούλ. – July | 15.038.239 | 14.368.972 | 2.564.493 | 10.728.087 | 1.012.149 | 64.243 | 162.258 | 507.009 | 407.330 | 4.787 | 94.892 |
| Αύγ. – Aug. | 15.257.936 | 14.552.717 | 2.695.743 | 10.757.995 | 1.023.714 | 75.265 | 152.336 | 552.883 | 452.331 | 5.910 | 94.642 |
| Σεπτ. – Sept. | 15.849.203 | 15.150.553 | 3.050.961 | 10.986.833 | 1.028.346 | 84.413 | 161.626 | 537.024 | 432.334 | 6.161 | 98.529 |
| Οκτ. – Oct. | 15.157.055 | 14.509.304 | 2.754.451 | 10.636.277 | 1.045.316 | 73.260 | 145.457 | 502.294 | 405.373 | 5.473 | 91.448 |
| Νοέμ. – Nov. | 15.264.870 | 14.635.243 | 2.908.480 | 10.604.150 | 1.024.536 | 98.077 | 118.014 | 511.613 | 410.180 | 7.849 | 93.584 |
| Δεκ. – Dec. | 16.119.574 | 15.456.702 | 3.129.291 | 11.120.405 | 1.112.337 | 94.669 | 126.382 | 536.490 | 415.150 | 9.596 | 111.744 |

(α) Βλ. υποσημείωση (β) στον πίνακα 12, σελ. 27.

(β) Περιλαμβάνονται κυρίως καταθέσεις ασφαλιστικών ταμείων καθώς και καταθέσεις Δήμων και Κοινοτήτων στις εμπορικές τράπεζες.

(γ) Από το Νοέμβριο 1998 στις εμπορικές τράπεζες περιλαμβάνεται και η Εθνική Κτηματική Τράπεζα λόγω της συγχώνευσής της με την Εθνική Τράπεζα.

(α) See footnote (β) to table 12, p. 27.

(β) This column includes mainly deposits by social security funds and deposits by local authorities with commercial banks.

(γ) Since November 1998 commercial banks include the National Mortgage Bank due to its merger with the National Bank of Greece.

14. Καταθέσεις σε δραχμές στους ειδικούς πιστωτικούς οργανισμούς (α) (δ)
Deposits in drachmas with specialised credit institutions (α) (δ)

Εκατομμύρια δραχμές

Million drachmas

| Τέλος έτους ή μηνός End of year or month | Γενικό Σύνολο Grand Total | Ιδιωτών και ιδιωτικών επιχειρήσεων Individuals and private enterprises | | | | | | | Δημό- σιων επιχει- ρήσεων (όψεως) Public enter- prises (sight) | Δημόσιων οργανισμών (β) Public entities (β) | | | |
|---|--|---|--------------------|------------------------|--|--|-----------------------------|---------------------------------|--|--|---|-----------------------------|----------------------------|
| | | Σύνολο Total | Όψεως Sight | Ταμειωτηρίου – Savings | | | Προθε- σμίας Time | Δεσμευ- μένες Blocked | | Σύνολο Total | Ταμειακή διαχείριση Sight deposits | Προθε- σμίας Time | Λοιπές (γ) Other |
| | | | | Σύνολο Total | Στο Ταχυκό Ταμειω- τήριο Postal Savings Bank | Στους λοιπούς οργανι- σμούς Other institu- tions | | | | | | | |
| 1988 | 1.847.419 | 1.754.667 | 41.800 | 1.241.699 | 637.522 | 604.177 | 425.236 | 45.932 | 278 | 92.474 | 57.001 | 108 | 35.365 |
| 1989 | 2.306.508 | 2.184.382 | 52.365 | 1.562.587 | 765.664 | 796.923 | 515.692 | 53.738 | 8.583 | 113.543 | 59.231 | 8.197 | 46.115 |
| 1990 | 2.649.457 | 2.487.548 | 51.374 | 1.781.419 | 855.028 | 926.391 | 587.835 | 66.920 | 11.347 | 150.562 | 91.364 | 8.183 | 51.015 |
| 1991 | 2.931.658 | 2.770.673 | 53.743 | 1.992.919 | 932.610 | 1.060.309 | 644.317 | 79.694 | 13.274 | 147.711 | 83.842 | 14.067 | 49.802 |
| 1992 | 3.389.537 | 3.197.940 | 58.961 | 2.189.349 | 999.902 | 1.189.447 | 840.352 | 109.278 | 495 | 191.102 | 95.134 | 13.819 | 82.149 |
| 1993 | 3.869.772 | 3.628.925 | 89.618 | 2.416.182 | 1.067.121 | 1.349.061 | 992.558 | 130.567 | 3.329 | 237.518 | 132.505 | 12.472 | 92.541 |
| 1994 | 4.650.175 | 4.383.104 | 114.595 | 2.789.156 | 1.162.416 | 1.626.740 | 1.319.167 | 160.186 | 875 | 266.196 | 159.645 | 677 | 105.874 |
| 1995 | 5.587.463 | 5.291.743 | 122.669 | 3.464.499 | 1.357.355 | 2.107.144 | 1.520.526 | 184.049 | 1.038 | 294.682 | 182.178 | 37.490 | 75.014 |
| 1996 | 6.290.245 | 5.943.580 | 138.329 | 4.009.674 | 1.544.558 | 2.465.116 | 1.564.422 | 231.155 | 1.225 | 345.440 | 321.220 | 6.828 | 17.392 |
| 1997 | 6.897.226 | 6.530.070 | 141.763 | 4.301.651 | 1.647.028 | 2.654.623 | 1.797.073 | 289.583 | 14.747 | 352.409 | 321.370 | 7.552 | 23.487 |
| 1998 (δ) | 6.222.793 | 5.925.965 | 153.315 | 3.809.836 | 1.661.527 | 2.148.309 | 1.626.501 | 336.313 | 9.451 | 287.377 | 233.290 | 1.003 | 53.084 |
| 1999 | 6.750.957 | 6.350.645 | 261.958 | 3.862.551 | 1.638.646 | 2.223.905 | 1.824.505 | 401.631 | 8.638 | 391.674 | 318.454 | 57.723 | 15.497 |
| 1998 Ιαν. – Jan. | 6.698.099 | 6.364.604 | 126.621 | 4.132.750 | 1.619.086 | 2.513.664 | 1.826.888 | 278.345 | 10.342 | 323.153 | 291.944 | 4.397 | 26.812 |
| Φεβρ. – Feb. | 6.621.247 | 6.277.281 | 75.763 | 4.027.770 | 1.569.200 | 2.458.570 | 1.897.767 | 275.981 | 11.637 | 332.329 | 294.697 | 5.438 | 32.194 |
| Μάρτ. – Mar. | 6.618.620 | 6.290.266 | 107.517 | 3.961.875 | 1.542.691 | 2.419.184 | 1.949.088 | 271.786 | 9.464 | 318.890 | 286.116 | 4.638 | 28.136 |
| Απρ. – Apr. | 6.567.365 | 6.245.714 | 90.242 | 3.997.937 | 1.552.326 | 2.445.611 | 1.886.502 | 271.033 | 11.574 | 310.077 | 279.104 | 5.710 | 25.263 |
| Μάιος – May | 6.513.337 | 6.194.581 | 84.388 | 4.031.751 | 1.585.343 | 2.446.408 | 1.800.989 | 277.453 | 8.300 | 310.456 | 280.121 | 6.782 | 23.553 |
| Ιούν. – June | 6.592.664 | 6.295.099 | 102.144 | 4.109.817 | 1.569.023 | 2.540.794 | 1.798.818 | 284.320 | 8.686 | 288.879 | 252.911 | 6.906 | 29.062 |
| Ιούλι. – July | 6.566.257 | 6.253.950 | 127.895 | 4.080.953 | 1.553.450 | 2.527.503 | 1.748.044 | 297.058 | 12.018 | 300.289 | 253.722 | 5.430 | 41.137 |
| Αύγ. – Aug. | 6.564.098 | 6.232.735 | 124.691 | 4.070.200 | 1.550.617 | 2.519.583 | 1.742.962 | 294.882 | 5.918 | 325.445 | 273.559 | 4.432 | 47.454 |
| Σεπτ. – Sept. | 6.367.579 | 6.085.567 | 122.109 | 3.968.515 | 1.526.774 | 2.441.741 | 1.702.218 | 292.725 | 14.859 | 267.153 | 222.156 | 4.905 | 40.092 |
| Οκτ. – Oct. | 6.246.780 | 5.993.028 | 105.925 | 3.926.449 | 1.508.114 | 2.418.335 | 1.667.034 | 293.620 | 5.300 | 248.452 | 207.676 | 3.996 | 36.780 |
| Νοέμ. – Nov. (δ) | 6.757.135 | 5.465.681 | 125.090 | 3.416.572 | 1.491.008 | 1.925.564 | 1.616.798 | 307.221 | 6.141 | 285.313 | 233.168 | 3 | 52.142 |
| Δεκ. – Dec. | 6.222.793 | 5.925.965 | 153.315 | 3.809.836 | 1.661.527 | 2.148.309 | 1.626.501 | 336.313 | 9.451 | 287.377 | 233.290 | 1.003 | 53.084 |
| 1999 Ιαν. – Jan. | 6.195.522 | 5.903.158 | 91.386 | 3.763.277 | 1.633.322 | 2.129.955 | 1.717.154 | 331.341 | 2.971 | 289.393 | 240.106 | 997 | 48.290 |
| Φεβρ. – Feb. | 6.331.334 | 6.020.291 | 91.514 | 3.740.217 | 1.615.566 | 2.124.651 | 1.849.555 | 339.005 | 3.240 | 307.803 | 254.502 | 6.854 | 46.447 |
| Μάρτ. – Mar. | 6.381.281 | 6.073.005 | 98.282 | 3.716.610 | 1.597.334 | 2.119.276 | 1.912.236 | 345.877 | 4.275 | 304.001 | 256.174 | 6.994 | 40.833 |
| Απρ. – Apr. | 6.470.946 | 6.131.469 | 104.870 | 3.779.927 | 1.611.640 | 2.168.287 | 1.898.742 | 347.930 | 8.652 | 330.825 | 274.884 | 9.414 | 46.527 |
| Μάιος – May | 6.394.409 | 6.089.145 | 99.699 | 3.760.257 | 1.610.116 | 2.150.141 | 1.888.070 | 341.119 | 9.173 | 296.091 | 242.879 | 4.722 | 48.490 |
| Ιούν. – June | 6.504.858 | 6.207.752 | 124.082 | 3.803.032 | 1.596.401 | 2.206.631 | 1.933.386 | 347.252 | 6.253 | 290.853 | 229.041 | 12.174 | 49.638 |
| Ιούλι. – July | 6.444.178 | 6.179.306 | 137.462 | 3.778.891 | 1.590.061 | 2.188.830 | 1.907.048 | 355.905 | 6.429 | 258.443 | 233.608 | 10.219 | 14.616 |
| Αύγ. – Aug. | 6.353.207 | 6.081.633 | 113.080 | 3.736.500 | 1.579.802 | 2.156.698 | 1.870.133 | 361.920 | 7.809 | 263.765 | 238.807 | 10.214 | 14.744 |
| Σεπτ. – Sept. | 6.276.602 | 6.010.128 | 145.479 | 3.601.791 | 1.535.317 | 2.066.474 | 1.894.281 | 368.577 | 7.677 | 258.797 | 231.228 | 13.168 | 14.401 |
| Οκτ. – Oct. | 6.282.849 | 5.808.526 | 115.918 | 3.529.178 | 1.519.081 | 2.010.097 | 1.781.783 | 381.647 | 6.619 | 467.704 | 326.995 | 118.311 | 22.398 |
| Νοέμ. – Nov. | 6.467.597 | 6.069.287 | 438.773 | 3.528.615 | 1.509.538 | 2.019.077 | 1.721.384 | 380.515 | 37.205 | 361.105 | 332.527 | 5.407 | 23.171 |
| Δεκ. – Dec. | 6.750.957 | 6.350.645 | 261.958 | 3.862.551 | 1.638.646 | 2.223.905 | 1.824.505 | 401.631 | 8.638 | 391.674 | 318.454 | 57.723 | 15.497 |

(α) Ειδικοί πιστωτικοί οργανισμοί είναι η Αγροτική Τράπεζα, η Εθνική Κτηματική Τράπεζα, η Τράπεζα Επενδύσεων, η ΕΤΕΒΑ, η ΕΤΒΑ, η Εθνική Στεγαστική Τράπεζα, η Ασπίς Στεγαστική Τράπεζα, το Ταμείο Παρακαταθηκών και Δανείων και το Ταχυδρομικό Ταμειωτήριο.

(β) Βλ. υποσημείωση (β) στον πίνακα 12, σελ. 27.

(γ) Περιλαμβάνονται κυρίως καταθέσεις δήμων και κοινοτήτων στο Ταμείο Παρακαταθηκών και Δανείων και καταθέσεις ασφαλιστικών ταμείων στην Αγροτική Τράπεζα.

(δ) Από το Νοέμβριο 1998 στους ειδικούς πιστωτικούς οργανισμούς δεν περιλαμβάνεται η Εθνική Κτηματική Τράπεζα λόγω της συγχώνευσής της με την Εθνική Τράπεζα.

(α) Specialised credit institutions are the Agricultural Bank, the National Mortgage Bank, the Investment Bank, the National Investment Bank for Industrial Development (NIBID), the Hellenic Industrial Development Bank (HIDB), the National Housing Bank, the Aspis Housing Bank, the Deposits and Loans Fund and the Postal Savings Bank.

(β) See footnote (β) to table 12, p. 27.

(γ) This column includes mainly deposits by local authorities with the Deposits and Loans Fund, as well as deposits by social security funds with the Agricultural Bank.

(δ) Since November 1998 specialised credit institutions do not include the National Mortgage Bank due to its merger with the National Bank of Greece.

15. Ανάλυση των καταθέσεων όψεως και προθεσμίας σε δραχμές (α)

Breakdown of sight and time deposits in drachmas (α)

Στις εμπορικές τράπεζες και τους ειδικούς πιστωτικούς οργανισμούς

With commercial banks and specialised credit institutions

Εκατομμύρια δραχμές

Million drachmas

| Τέλος έτους ή τριμήνου End of year or quarter | Όψεως - Sight | | | Προθεσμίας - Time | | |
|--|-----------------|--|------------------------------|-------------------|--|------------------------------|
| | Σύνολο Total | ΑΕ και ΕΠΕ Sociétés anonymes and limited companies | Λοιπών καταθετών Other | Σύνολο Total | ΑΕ και ΕΠΕ Sociétés anonymes and limited companies | Λοιπών καταθετών Other |
| 1989 | 295.648 | 99.433 | 196.215 | 1.902.233 | 61.372 | 1.840.861 |
| 1990 | 421.447 | 153.324 | 268.123 | 2.024.127 | 58.142 | 1.965.985 |
| 1991 | 487.376 | 180.656 | 306.720 | 2.010.546 | 44.380 | 1.966.166 |
| 1992 | 558.158 | 163.551 | 394.607 | 2.052.567 | 22.168 | 2.030.399 |
| 1993 | 711.700 | 238.504 | 473.196 | 1.943.933 | 45.108 | 1.898.825 |
| 1994 | 1.105.846 | 325.022 | 780.824 | 2.994.177 | 185.642 | 2.808.535 |
| 1995 | 1.285.441 | 399.881 | 885.560 | 3.119.194 | 396.235 | 2.722.959 |
| 1996 | 1.606.580 | 501.644 | 1.104.936 | 3.106.621 | 227.247 | 2.879.374 |
| 1997 | 1.820.321 | 593.177 | 1.227.144 | 3.319.337 | 174.620 | 3.144.717 |
| 1998 | 2.306.623 | 978.949 | 1.327.674 | 2.723.620 | 154.514 | 2.569.106 |
| 1989 Μάρτ. - Mar. | 224.260 | 75.610 | 148.650 | 1.705.945 | 49.807 | 1.656.138 |
| Ιούν. - June | 238.385 | 78.326 | 160.059 | 1.707.584 | 42.608 | 1.664.976 |
| Σεπτ. - Sept. | 253.323 | 75.416 | 177.907 | 1.815.241 | 48.996 | 1.766.245 |
| Δεκ. - Dec. | 295.648 | 99.433 | 196.215 | 1.902.233 | 61.372 | 1.840.861 |
| 1990 Μάρτ. - Mar. | 263.472 | 80.427 | 183.045 | 1.995.806 | 60.064 | 1.935.742 |
| Ιούν. - June | 277.445 | 75.071 | 202.374 | 2.022.458 | 52.557 | 1.969.901 |
| Σεπτ. - Sept. | 431.014 | 164.698 | 266.316 | 2.071.598 | 78.135 | 1.993.463 |
| Δεκ. - Dec. | 421.447 | 153.324 | 268.123 | 2.024.127 | 58.142 | 1.965.985 |
| 1991 Μάρτ. - Mar. | 347.211 | 117.308 | 229.903 | 1.931.788 | 48.991 | 1.882.797 |
| Ιούν. - June | 357.362 | 117.387 | 239.975 | 1.955.630 | 43.918 | 1.911.712 |
| Σεπτ. - Sept. | 415.055 | 143.235 | 271.820 | 2.049.495 | 45.735 | 2.003.760 |
| Δεκ. - Dec. | 487.376 | 180.656 | 306.720 | 2.010.546 | 44.380 | 1.966.166 |
| 1992 Μάρτ. - Mar. | 456.539 | 159.420 | 297.119 | 2.115.589 | 38.090 | 2.077.499 |
| Ιούν. - June | 539.809 | 183.777 | 356.032 | 2.186.569 | 39.953 | 2.146.616 |
| Σεπτ. - Sept. | 559.432 | 184.084 | 375.348 | 2.127.287 | 29.677 | 2.097.610 |
| Δεκ. - Dec. | 558.158 | 163.551 | 394.607 | 2.052.567 | 22.168 | 2.030.399 |
| 1993 Ιούν. - June | 630.165 | 195.828 | 434.337 | 1.945.639 | 25.579 | 1.920.060 |
| Δεκ. - Dec. | 711.700 | 238.504 | 473.196 | 1.943.933 | 45.108 | 1.898.825 |
| 1994 Ιούν. - June | 758.860 | 324.898 | 433.962 | 3.664.302 | 281.048 | 3.383.254 |
| Δεκ. - Dec. | 1.105.846 | 325.022 | 780.824 | 2.994.177 | 185.642 | 2.808.535 |
| 1995 Ιούν. - June | 1.031.208 | 309.362 | 721.846 | 2.865.505 | 279.505 | 2.586.000 |
| Δεκ. - Dec. | 1.285.441 | 399.881 | 885.560 | 3.119.194 | 396.235 | 2.722.959 |
| 1996 Ιούν. - June | 1.206.988 | 324.938 | 882.050 | 2.959.259 | 157.725 | 2.801.534 |
| Δεκ. - Dec. | 1.606.580 | 501.644 | 1.104.936 | 3.106.621 | 227.247 | 2.879.374 |
| 1997 Ιούν. - June | 1.771.798 | 565.795 | 1.206.003 | 3.115.915 | 110.638 | 3.005.277 |
| Δεκ. - Dec. | 1.820.321 | 593.177 | 1.227.144 | 3.319.337 | 174.620 | 3.144.717 |
| 1998 Ιούν. - June | 1.850.840 | 669.582 | 1.181.258 | 3.130.883 | 109.318 | 3.021.565 |
| Δεκ. - Dec. | 2.306.623 | 978.949 | 1.327.674 | 2.723.620 | 154.514 | 2.569.106 |
| 1999 Ιούν. - June | 2.655.696 | 960.831 | 1.694.865 | 2.901.243 | 101.300 | 2.799.943 |
| Δεκ. - Dec. | 3.391.249 | 1.444.672 | 1.946.577 | 2.936.842 | 166.610 | 2.770.232 |

(α) Ο πίνακας αυτός αναλύει την 3η και 5η στήλη του πίνακα 12.

(β) Από το 1993 τα στοιχεία δημοσιεύονται σε εξαμηνιαία βάση.

(α) The present table is a breakdown of columns 3 and 5 of table 12.

(β) As from 1993 data are published on a half-yearly basis.

16. Καταθέσεις σε συνάλλαγμα (α)
Deposits in foreign exchange (a)

Εκατομμύρια δραχμές

Million drachmas

| Τέλος έτους ή μηνός End of year or month | Γενικό Σύνολο Grand Total | ΝΔ 2687/1953 Law 2687/1953 | Λ/σμοί όψεως μετατρέψιμοι Convertible accounts | Ελλήνων ναυτικών και εργατών Greek seamen and workers | Στεγαστικό Ταμειυτήριο (γ) Housing loan deposit scheme (γ) | Δεσμευμένες Blocked | Λοιπές (β) Other |
|---|------------------------------------|-------------------------------|---|---|--|------------------------|------------------------|
| 1988 | 1.501.557 | 1.391 | 18.634 | 848.887 | 293.046 | 1.683 | 337.916 |
| 1989 | 1.870.243 | 1.192 | 3.145 | 1.026.397 | 351.227 | 2.071 | 486.211 |
| 1990 | 2.240.052 | 1.325 | 26.626 | 1.212.902 | 413.182 | 5.471 | 580.546 |
| 1991 | 2.701.374 | 1.414 | 21.952 | 1.438.150 | 499.694 | 11.209 | 728.955 |
| 1992 | 3.444.988 | 1.160 | 18.506 | 1.770.115 | 610.444 | 14.464 | 1.030.299 |
| 1993 | 4.117.357 | 945 | 42.008 | 2.126.358 | 696.660 | 19.164 | 1.232.222 |
| 1994 | 4.438.950 | 913 | 36.380 | 2.289.909 | 760.997 | 14.186 | 1.336.565 |
| 1995 | 4.999.131 | 951 | 36.872 | 2.586.571 | 783.513 | 14.880 | 1.576.344 |
| 1996 | 5.258.935 | - | 56.412 | 2.654.822 | 737.349 | 18.576 | 1.791.776 |
| 1997 | 8.263.362 | - | 158.703 | 2.750.746 | 696.339 | 35.441 | 4.622.133 |
| 1998 | 10.910.344 | - | 37.454 | 3.646.849 | -(δ) | 44.967 | 7.181.074 |
| 1999 | 10.220.294 | - | 43.106 | 3.541.123 | - | 143.990 | 6.492.075 |
| 1998 Ιαν. - Jan. | 9.109.854 | - | 76.075 | 2.778.468 | 699.139 | 58.503 | 5.497.669 |
| Φεβρ. - Feb. | 9.632.577 | - | 117.045 | 2.776.231 | 696.519 | 50.931 | 5.991.851 |
| Μάρτ. - Mar. | 10.487.853 | - | 172.074 | 3.040.367 | 764.083 | 55.952 | 6.455.377 |
| Απρ. - Apr. | 10.776.448 | - | 150.340 | 3.051.971 | 772.781 | 57.387 | 6.743.969 |
| Μάιος - May | 10.509.746 | - | 161.335 | 2.951.044 | 744.998 | 59.285 | 6.593.084 |
| Ιούν. - June | 10.756.875 | - | 181.446 | 2.935.700 | 738.372 | 55.345 | 6.846.012 |
| Ιούλ. - July | 10.557.258 | - | 45.892 | 2.866.261 | 718.734 | 84.409 | 6.841.962 |
| Αύγ. - Aug. | 11.472.809 | - | 50.322 | 2.978.495 | 742.052 | 90.772 | 7.611.168 |
| Σεπτ. - Sept. | 10.515.027 | - | 53.349 | 2.546.119 | 720.527 | 61.327 | 7.133.705 |
| Οκτ. - Oct. | 10.635.323 | - | 39.185 | 2.836.018 | 704.103 | 52.821 | 7.003.196 |
| Νοέμ. - Nov. (δ) | 10.680.111 | - | 38.956 | 3.529.988 | -(δ) | 60.903 | 7.050.264 |
| Δεκ. - Dec. | 10.910.344 | - | 37.454 | 3.646.849 | - | 44.967 | 7.181.074 |
| 1999 Ιαν. - Jan. | 10.594.658 | - | 35.913 | 3.512.944 | - | 48.329 | 6.997.472 |
| Φεβρ. - Feb. | 11.395.183 | - | 37.798 | 3.578.904 | - | 81.031 | 7.697.450 |
| Μάρτ. - Mar. | 11.523.644 | - | 41.420 | 3.647.212 | - | 127.324 | 7.707.688 |
| Απρ. - Apr. | 11.044.901 | - | 44.298 | 3.651.930 | - | 121.319 | 7.227.354 |
| Μάιος - May | 11.240.330 | - | 47.402 | 3.713.622 | - | 161.649 | 7.317.657 |
| Ιούν. - June | 11.001.458 | - | 47.654 | 3.626.974 | - | 128.300 | 7.198.530 |
| Ιούλ. - July | 10.727.352 | - | 47.056 | 3.538.182 | - | 120.818 | 7.021.296 |
| Αύγ. - Aug. | 10.753.692 | - | 61.897 | 3.561.245 | - | 151.206 | 6.979.344 |
| Σεπτ. - Sept. | 10.333.156 | - | 51.088 | 3.500.858 | - | 170.164 | 6.611.046 |
| Οκτ. - Oct. | 10.550.688 | - | 57.687 | 3.501.095 | - | 166.731 | 6.825.175 |
| Νοέμ. - Nov. | 10.185.829 | - | 45.450 | 3.336.065 | - | 130.296 | 6.674.018 |
| Δεκ. - Dec. | 10.220.294 | - | 43.106 | 3.541.123 | - | 143.990 | 6.492.075 |

(α) Καταθέσεις στις εμπορικές τράπεζες και τους ειδικούς πιστωτικούς οργανισμούς (εκτός από την Τράπεζα της Ελλάδος).

(β) Περιλαμβάνονται κυρίως οι καταθέσεις :
 i) Προθεσμίας ελληνικών εφοπλιστικών επιχειρήσεων.
 ii) Προθεσμίας μόνιμων κατοίκων αλλοδαπής.
 iii) Καταθέσεις μόνιμων κατοίκων εσωτερικού.
 iv) Λοιπές καταθέσεις προθεσμίας.

(γ) Αναθεωρημένα στοιχεία. Η στήλη του Στεγαστικού Ταμειυτηρίου περιλαμβάνει και τις καταθέσεις προθεσμίας του στεγαστικού ταμειυτηρίου που μέχρι τον Αύγουστο του 1985 εμφανίζονταν στις καταθέσεις Ελλήνων ναυτικών και εργατών.

(δ) Από το Νοέμβριο 1998 οι καταθέσεις του Στεγαστικού Ταμειυτηρίου περιλαμβάνονται στη στήλη των καταθέσεων Ελλήνων ναυτικών και εργατών.

(α) Deposits with commercial banks and specialised credit institutions (except the Bank of Greece).

(β) Including mainly :
 i) Time deposits by Greek shipping companies.
 ii) Time deposits by non-residents.
 iii) Deposits by residents.
 iv) Other time deposits.

(γ) Data have been revised to include time deposits under the housing deposits scheme which until the August 1985 issue of this bulletin were included in the column "Greek seamen and workers".

(δ) Since November 1998 the Housing deposit scheme is included in the column "Greek seamen and workers".

17. Συνολική Τραπεζική χρηματοδότηση κατά τομέα και κλάδο δραστηριότητας (1)(2)(α) Total bank credit by sector of economic activity (1)(2)(a)

Υπόλοιπα στο τέλος της περιόδου – Outstanding balance at the end of period

Εκατομμύρια δραχμές

Million drachmas

| Τέλος έτους ή μηνός End of year or month | Γενικό Σύνολο Grand Total | Ιδιωτικός τομέας Private sector | | | | | Δημόσιος τομέας Public sector (β) | |
|---|------------------------------------|------------------------------------|---------------------------------|----------------------------------|------------------|---------------------|---|----------------|
| | | Σύνολο Total | Ανάλυση κατά κλάδο By sector | | | | | |
| | | | Γεωργία Agricul- ture | Μεταποίηση Manufac- turing | Εμπόριο Trade | Οικισμός Housing | | Λοιπά Other |
| 1990 (γ) | 5.925.913 | 4.457.052 | 919.162 | 1.764.570 | 499.662 | 701.546 | 572.112 | 1.468.861 |
| 1991 (δ) | 6.442.571 | 5.134.727 | 1.031.555 | 2.002.532 | 622.728 | 777.668 | 700.244 | 1.307.844 |
| 1992 (ε) | 7.164.483 | 5.828.167 | 1.121.021 | 2.200.033 | 825.947 | 857.885 | 823.281 | 1.336.316 |
| 1993 (στ) | 7.558.191 | 6.008.943 | 840.971 | 2.191.273 | 1.042.875 | 929.597 | 1.004.227 | 1.549.248 |
| 1994 (ζ) | 8.287.472 | 6.824.690 | 899.713 | 2.437.924 | 1.231.810 | 1.020.648 | 1.234.595 | 1.462.782 |
| 1995 | 10.021.203 | 8.327.995 | 1.031.029 | 2.788.911 | 1.584.839 | 1.219.006 | 1.704.210 | 1.693.208 |
| 1996 (η) | 11.359.584 | 9.676.096 | 1.087.649 | 3.028.884 | 1.890.382 | 1.554.390 | 2.114.791 | 1.683.488 |
| 1997 (θ) | 12.852.767 | 11.145.783 | 1.118.434 | 3.185.394 | 2.316.855 | 1.924.410 | 2.600.690 | 1.706.984 |
| 1998 | 14.808.375 | 12.817.710 | 1.128.123 | 3.200.012 | 2.971.450 | 2.332.287 | 3.185.838 | 1.990.665 |
| 1999 | 16.614.451 | 14.636.648 | 1.231.924 | 3.571.582 | 3.141.116 | 2.927.889 | 3.764.137 | 1.977.803 |
| 2000 | 20.920.907 | 18.810.405 | 1.323.785 | 4.028.910 | 4.216.519 | 3.840.891 | 5.400.300 | 2.110.502 |
| 2001 | 77,3 | 71,2 | 3,7 | 12,6 | 15,5 | 15,7 | 23,7 | 6,1 |
| 2000 Οκτ. – Oct. | 19.977.476 | 18.290.890 | 1.323.622 | 3.866.795 | 4.162.263 | 3.686.406 | 5.251.804 | 1.686.586 |
| Νοέμ. – Nov. | 20.336.064 | 18.575.940 | 1.293.858 | 4.008.793 | 4.200.803 | 3.769.681 | 5.302.805 | 1.760.124 |
| Δεκ. – Dec. | 20.920.907 | 18.810.405 | 1.323.785 | 4.028.910 | 4.216.519 | 3.840.891 | 5.400.300 | 2.110.502 |
| 2001 Ιαν. – Jan. | 63,0 | 57,0 | 3,8 | 11,6 | 12,4 | 11,5 | 17,7 | 6,0 |
| Φεβρ. – Feb. | 63,2 | 57,8 | 3,7 | 11,8 | 12,4 | 11,8 | 18,1 | 5,4 |
| Μάρτ. – Mar. | 64,7 | 59,6 | 3,9 | 12,0 | 12,7 | 12,1 | 18,9 | 5,1 |
| Απρ. – Apr. | 65,2 | 60,2 | 3,9 | 11,8 | 12,7 | 12,3 | 19,5 | 5,0 |
| Μάιος – May | 67,3 | 62,3 | 3,8 | 12,2 | 13,6 | 12,8 | 19,9 | 5,0 |
| Ιούν. – June | 69,1 | 64,1 | 3,8 | 12,5 | 14,1 | 13,1 | 20,6 | 5,0 |
| Ιουλ. – July | 69,7 | 64,9 | 3,8 | 12,7 | 14,0 | 13,5 | 20,9 | 4,8 |
| Αύγ. – Aug. | 70,5 | 65,4 | 3,8 | 12,6 | 14,0 | 13,9 | 21,1 | 5,1 |
| Σεπτ. – Sept. | 71,8 | 67,0 | 3,8 | 12,8 | 14,5 | 14,3 | 21,6 | 4,8 |
| Οκτ. – Oct. | 72,3 | 67,7 | 3,7 | 12,7 | 14,5 | 14,7 | 22,1 | 4,6 |
| Νοέμ. – Nov. | 74,6 | 69,4 | 3,7 | 12,7 | 14,8 | 15,2 | 23,0 | 5,2 |
| Δεκ. – Dec. | 77,3 | 71,2 | 3,7 | 12,6 | 15,5 | 15,7 | 23,7 | 6,1 |
| 2002 Ιαν. – Jan. | 77,2 | 71,2 | 3,2 | 12,4 | 15,2 | 16,0 | 24,4 | 6,0 |
| Φεβρ. – Feb. | 78,5 | 72,3 | 3,0 | 12,7 | 15,8 | 16,4 | 24,4 | 6,2 |
| Μάρτ. – Mar. | 79,6 | 73,4 | 3,1 | 13,2 | 15,8 | 16,9 | 24,4 | 6,2 |
| Απρ. – Apr. | 79,4 | 74,2 | 3,2 | 12,8 | 15,9 | 17,4 | 24,9 | 5,2 |
| Μάιος – May | 80,4 | 75,2 | 3,2 | 12,9 | 16,1 | 17,7 | 25,3 | 5,2 |
| Ιούν. – June | 82,4 | 77,3 | 3,2 | 13,4 | 16,5 | 18,2 | 26,0 | 5,1 |
| Ιουλ. – July | 83,6 | 78,7 | 3,2 | 13,7 | 16,6 | 18,8 | 26,4 | 4,9 |
| Αύγ. – Aug.* | 84,4 | 79,3 | 3,2 | 13,6 | 16,6 | 19,3 | 26,6 | 5,1 |
| Σεπτ. – Sept. | ... | ... | ... | ... | ... | ... | ... | ... |

(1) Από τον Ιανουάριο 2001, τα δάνεια σε ευρώ και στις εθνικές υποδιαίρεσεις του, αφαιρέθηκαν από τα δάνεια σε συνάλλαγμα και προστέθηκαν στα δάνεια σε δραχμές. Επιπλέον στα δάνεια προς τους κατοίκους ενσωματώθηκε και το υπόλοιπο των δανείων προς τις επιχειρήσεις εξωχώριων δραστηριοτήτων.

(2) Μέχρι το τέλος του 2000, εκατ. δρχ., από το 2001, δισεκ. ευρώ.

(α) Πιστώσεις Τράπεζας της Ελλάδος, εμπορικών τραπεζών, Αγροτικής Τράπεζας, ΕΤΒΑ, κτηματικών τραπεζών, τραπεζών επενδύσεων, Ταχυδρομικού Ταμιευτηρίου, Ταμείου Παρακαταθηκών και Δανείων, και από τον Δεκέμβριο 1994 Συνεταιριστικές τράπεζες. Δεν περιλαμβάνονται οι πιστώσεις προς το Δημόσιο (Κεντρική Διοίκηση).

(β) Περιλαμβάνονται δημόσιες επιχειρήσεις, δημόσιοι οργανισμοί και λογαριασμοί ειδικών διαχειρίσεων Δημοσίου.

(γ) Από το Δεκέμβριο 1990 τα υπόλοιπα είναι μειωμένα κατά 625,8 δισεκ. δρχ λόγω μετατροπής ισόποσων δανείων σε ομολογίες (δάνεια οικονομικής εξυγίανσης)

(δ) Από το Δεκέμβριο 1991 τα υπόλοιπα είναι μειωμένα κατά 525,9 δισεκ. δρχ λόγω μετατροπής ισόποσων δανείων σε ομολογίες (δάνεια οικονομικής εξυγίανσης)

(ε) Από το Δεκέμβριο 1992 τα υπόλοιπα είναι μειωμένα κατά 534,5 δισεκ. δρχ λόγω μετατροπής ισόποσων δανείων σε ομολογίες (δάνεια οικονομικής εξυγίανσης)

(στ) Από το Δεκέμβριο 1993 τα υπόλοιπα είναι μειωμένα κατά 568,1 δισεκ. δρχ λόγω μετατροπής ισόποσων δανείων σε ομολογίες (δάνεια οικονομικής εξυγίανσης)

(ζ) Από το Δεκέμβριο 1994 τα υπόλοιπα είναι μειωμένα κατά 231,1 δισεκ. δρχ λόγω μετατροπής ισόποσων δανείων σε ομολογίες (δάνεια οικονομικής εξυγίανσης)

(η) Από το Δεκέμβριο 1996 τα υπόλοιπα είναι μειωμένα κατά 203,8 δισεκ. δρχ λόγω μετατροπής ισόποσων δανείων σε ομολογίες (δάνεια οικονομικής εξυγίανσης)

(θ) Από το Δεκέμβριο 1997 τα υπόλοιπα είναι μειωμένα κατά 53,5 δισεκ. δρχ λόγω μετατροπής ισόποσων δανείων σε ομολογίες (δάνεια οικονομικής εξυγίανσης)

* Προσωρινά στοιχεία.

(1) As of January 2001, credit in euros and its national denominations have been reclassified from the category "credit in foreign currency" to the category "credit in drachmas". Moreover, the outstanding balances of credit to offshore companies are including in credit to domestic residents.

(2) Up to the end of 2000, million drs, from 2001, billion euros.

(a) Credit by the Bank of Greece, the commercial banks, the Agricultural Bank, the Hellenic Industrial Development Bank, the mortgage banks, the investment banks, the Postal Savings Bank, the Deposits and Loan Fund, and from December 1994 cooperatives banks. Credit to the Central Government is not included.

(b) Including public enterprises, public entities and special management accounts of the state.

(γ) As from December 1990 the outstanding balances of bank credit are reduced by 625,8 billion drachmas because an equal amount of credit was converted to government bonds.

(δ) As from December 1991 the outstanding balances of bank credit are reduced by 525,9 billion drachmas because an equal amount of credit was converted to government bonds.

(ε) As from December 1992 the outstanding balances of bank credit are reduced by 534,5 billion drachmas because an equal amount of credit was converted to government bonds.

(στ) As from December 1993 the outstanding balances of bank credit are reduced by 568,1 billion drachmas because an equal amount of credit was converted to government bonds.

(ζ) As from December 1994 the outstanding balances of bank credit are reduced by 231,1 billion drachmas because an equal amount of credit was converted to government bonds.

(η) As from December 1996 the outstanding balances of bank credit are reduced by 203,8 billion drachmas because an equal amount of credit was converted to government bonds.

(θ) As from December 1997 the outstanding balances of bank credit are reduced by 53,5 billion drachmas because an equal amount of credit was converted to government bonds.

* Provisional data.

18. Συνολική τραπεζική χρηματοδότηση κατά φορέα (1)
Total bank credit by credit institution (1)

Υπόλοιπα στο τέλος της περιόδου – Outstanding balance at the end of period

Εκατομμύρια δραχμές

Million drachmas

| Τέλος έτους ή μηνός End of year or month | Σύνολο Total | Τράπεζα της Ελλάδος (α) Bank of Greece | Εμπορικές Τράπεζες Commercial banks | Αγροτική Τράπεζα (β) Agricultural Bank | Κτηματικές τράπεζες (β) Mortgage banks | Ελληνική Τράπεζα Βιομ/κής Αναπτ/ξεως Hellenic Industrial Development Bank | Ταχυδρομικό Ταμιευτήριο Postal Savings Bank | Ταμείο Παρακαταθηκών και Δανείων Deposits and Loans Fund | Τράπεζες Επενδύσεων (γ) Investment banks | Συνεταιριστικές τράπεζες Cooperatives banks |
|---|-----------------|--|--|--|--|--|--|---|--|--|
| 1990 (δ) | 5.925.913 | 8.848 | 2.659.391 | 1.411.740 | 559.444 | 374.522 | 699.845 | 142.502 | 69.621 | – |
| 1991 (ε) | 6.442.571 | 7.475 | 2.862.803 | 1.712.640 | 611.056 | 459.249 | 564.363 | 157.239 | 67.746 | – |
| 1992 (στ) | 7.164.483 | 4.295 | 3.277.024 | 2.058.890 | 666.852 | 534.571 | 379.598 | 177.827 | 65.426 | – |
| 1993 (ζ) | 7.558.191 | 3.874 | 3.836.469 | 1.710.064 | 701.119 | 622.337 | 406.095 | 216.231 | 62.002 | – |
| 1994 (η) | 8.287.472 | 4.854 | 4.462.526 | 1.762.643 | 737.330 | 713.801 | 265.846 | 270.599 | 48.956 | 20.917 |
| 1995 | 10.021.203 | 14.060 | 5.709.096 | 2.094.336 | 800.042 | 670.560 | 316.082 | 341.316 | 45.690 | 30.021 |
| 1996 (θ) | 11.359.584 | 19.899 | 6.924.693 | 2.264.435 | 920.174 | 504.760 | 243.878 | 388.164 | 52.040 | 41.541 |
| 1997 (ι) | 12.852.767 | 21.916 | 8.157.939 | 2.384.918 | 1.018.175 | 425.882 | 262.183 | 444.733 | 78.439 | 58.582 |
| 1998 | 14.808.375 | 24.663 | 10.665.861 | 2.622.630 | 60.307 | 420.912 | 259.795 | 524.448 | 145.868 | 83.891 |
| 1999 | 16.614.451 | 27.313 | 11.938.594 | 2.928.884 | 97.766 | 419.635 | 321.222 | 590.919 | 189.743 | 100.375 |
| 2000 | 20.920.907 | 37.513 | 15.630.704 | 3.152.500 | 161.431 | 428.691 | 431.667 | 762.533 | 186.838 | 129.030 |
| 2001 | 77,3 | 0,1 | 70,7 | ... | ... | 1,2 | 1,6 | 2,7 | 0,5 | 0,5 |
| 2000 Οκτ. – Oct. | 19.977.476 | 36.312 | 15.163.800 | 2.753.799 | 150.107 | 447.642 | 402.664 | 720.667 | 187.001 | 115.484 |
| Νοέμ. – Nov. | 20.336.064 | 37.458 | 15.385.426 | 2.873.316 | 153.856 | 424.931 | 420.664 | 732.299 | 189.355 | 118.759 |
| Δεκ. – Dec. | 20.920.907 | 37.513 | 15.630.704 | 3.152.500 | 161.431 | 428.691 | 431.667 | 762.533 | 186.838 | 129.030 |
| 2001 Ιαν. – Jan. | 63,0 | 0,1 | 47,5 | 9,2 | 0,5 | 1,2 | 1,3 | 2,3 | 0,5 | 0,4 |
| Φεβρ. – Feb. | 63,2 | 0,1 | 48,2 | 8,6 | 0,5 | 1,2 | 1,3 | 2,3 | 0,5 | 0,4 |
| Μάρτ. – Mar. | 64,7 | 0,1 | 49,9 | 8,3 | 0,5 | 1,2 | 1,4 | 2,4 | 0,5 | 0,4 |
| Απρ. – Apr. | 65,2 | 0,1 | 50,4 | 8,3 | 0,5 | 1,2 | 1,4 | 2,4 | 0,5 | 0,4 |
| Μάιος – May | 67,3 | 0,1 | 52,0 | 8,6 | 0,6 | 1,2 | 1,4 | 2,4 | 0,5 | 0,5 |
| Ιούν. – June | 69,1 | 0,1 | 53,5 | 8,8 | 0,6 | 1,3 | 1,4 | 2,4 | 0,5 | 0,5 |
| Ιούλ. – July | 69,7 | 0,1 | 63,4 | ... | ... | 1,3 | 1,4 | 2,5 | 0,5 | 0,5 |
| Αύγ. – Aug. | 70,5 | 0,1 | 64,1 | ... | ... | 1,3 | 1,5 | 2,5 | 0,5 | 0,5 |
| Σεπτ. – Sept. | 71,8 | 0,1 | 65,4 | ... | ... | 1,3 | 1,5 | 2,5 | 0,5 | 0,5 |
| Οκτ. – Oct. | 72,3 | 0,1 | 65,8 | ... | ... | 1,2 | 1,6 | 2,6 | 0,5 | 0,5 |
| Νοέμ. – Nov. | 74,6 | 0,1 | 68,1 | ... | ... | 1,2 | 1,6 | 2,6 | 0,5 | 0,5 |
| Δεκ. – Dec. | 77,3 | 0,1 | 70,7 | ... | ... | 1,2 | 1,6 | 2,7 | 0,5 | 0,5 |
| 2002 Ιαν. – Jan. | 77,2 | 0,1 | 70,5 | ... | ... | 1,2 | 1,6 | 2,8 | 0,5 | 0,5 |
| Φεβρ. – Feb. | 78,5 | 0,1 | 71,8 | ... | ... | 1,2 | 1,6 | 2,8 | 0,4 | 0,6 |
| Μάρτ. – Mar. | 79,6 | 0,1 | 72,9 | ... | ... | 1,2 | 1,6 | 2,8 | 0,4 | 0,6 |
| Απρ. – Apr. | 79,4 | 0,1 | 72,5 | ... | ... | 1,2 | 1,7 | 2,8 | 0,5 | 0,6 |
| Μάιος – May | 80,4 | 0,1 | 73,6 | ... | ... | 1,1 | 1,7 | 2,8 | 0,5 | 0,6 |
| Ιούν. – June | 82,4 | 0,2 | 75,4 | ... | ... | 1,2 | 1,7 | 2,8 | 0,5 | 0,6 |
| Ιούλ. – July | 83,6 | 0,2 | 76,4 | ... | ... | 1,3 | 1,8 | 2,9 | 0,4 | 0,6 |
| Αύγ. – Aug.* | 84,4 | 0,2 | 77,2 | ... | ... | 1,3 | 1,8 | 2,9 | 0,4 | 0,6 |
| Σεπτ. – Sept. | ... | ... | ... | ... | ... | ... | ... | ... | ... | ... |

(1) Βλ. υποσημείωση (1)(2) στον πίνακα 17, σελ. 33.

(α) Πιστώσεις απευθείας προς την οικονομία.

(β) Από το Νοέμβριο 1998 η Εθνική Κτηματική Τράπεζα της Ελλάδος περιλαμβάνεται στις Εμπορικές Τράπεζες λόγω συγχώνευσής της με την Εθνική Τράπεζα. Από τον Ιούλιο 2001 η Αγροτική Τράπεζα και η Ασπίς Bank περιλαμβάνονται στις Εμπορικές Τράπεζες.

(γ) Εθνική Τράπεζα Επενδύσεων Βιομηχανικής Αναπτύξεως και Τράπεζα Επενδύσεων.

(δ) Βλ. υποσημείωση (γ) στον πίνακα 17, σελ. 33.

(ε) Βλ. υποσημείωση (δ) στον πίνακα 17, σελ. 33.

(στ) Βλ. υποσημείωση (ε) στον πίνακα 17, σελ. 33.

(ζ) Βλ. υποσημείωση (στ) στον πίνακα 17, σελ. 33.

(η) Βλ. υποσημείωση (ζ) στον πίνακα 17, σελ. 33.

(θ) Βλ. υποσημείωση (η) στον πίνακα 17, σελ. 33.

(ι) Βλ. υποσημείωση (θ) στον πίνακα 17, σελ. 33.

* Προσωρινά στοιχεία.

(1) See footnote (1)(2) table 17, p. 33.

(α) Credit directly to the economy.

(β) As from November 1998 the National Mortgage Bank of Greece include in the commercial banks due to its merger with the National bank of Greece. As from July 2001 the Agricultural Bank and the Aspiss Bank include in the Commercial banks.

(γ) National Investment Bank for Industrial Development and Investment Bank.

(δ) See footnote (γ) table 17, p. 33.

(ε) See footnote (δ) table 17, p. 33.

(στ) See footnote (ε) table 17, p. 33.

(ζ) See footnote (στ) table 17, p. 33.

(η) See footnote (ζ) table 17, p. 33.

(θ) See footnote (η) table 17, p. 33.

(ι) See footnote (θ) table 17, p. 33.

* Provisional data.

19. Συνολική τραπεζική χρηματοδότηση ιδιωτικού τομέα κατά διάρκεια και νόμισμα (1)

Total bank credit of private sector by maturity and currency (1)

Υπόλοιπα στο τέλος της περιόδου – Outstanding balance at the end of period

Εκατομμύρια δραχμές

Million drachmas

| Τέλος έτους ή μηνός End of year or month | Σύνολο Total | Ανάλυση κατά διάρκεια By maturity | | Ανάλυση κατά νόμισμα By currency | |
|---|-----------------|---|---|--|---|
| | | Βραχυπρόθεσμα δάνεια Sort-term loans | Μακροπρόθεσμα δάνεια Long-term loans | Δάνεια σε δραχμές Loans in drachmas | Δάνεια σε συνάλλαγμα Loans in foreign currency |
| | | | | | |
| 1990 (α) | 4.457.052 | 2.408.154 | 2.048.898 | 4.266.005 | 191.047 |
| 1991 (β) | 5.134.727 | 2.873.202 | 2.261.525 | 4.804.889 | 329.838 |
| 1992 (γ) | 5.828.167 | 3.390.803 | 2.437.364 | 5.338.054 | 490.113 |
| 1993 (δ) | 6.008.943 | 3.413.022 | 2.595.921 | 5.372.321 | 636.622 |
| 1994 (ε) | 6.824.690 | 4.003.983 | 2.820.707 | 5.909.111 | 915.579 |
| 1995 | 8.327.995 | 4.994.086 | 3.333.909 | 6.858.142 | 1.469.853 |
| 1996 (στ) | 9.676.096 | 5.903.772 | 3.772.324 | 7.362.206 | 2.313.890 |
| 1997 (ζ) | 11.145.783 | 6.737.094 | 4.408.689 | 8.407.454 | 2.738.329 |
| 1998 | 12.817.710 | 7.751.086 | 5.066.624 | 9.703.146 | 3.114.564 |
| 1999 | 14.636.648 | 8.810.627 | 5.826.021 | 10.796.277 | 3.840.371 |
| 2000 | 18.810.405 | 11.372.840 | 7.437.565 | 13.609.420 | 5.200.985 |
| 2001 | 71,2 | 40,6 | 30,6 | 64,3 | 6,9 |
| 2000 Οκτ. – Oct. | 18.290.890 | 11.190.347 | 7.100.543 | 12.787.474 | 5.503.416 |
| Νοέμ. – Nov. | 18.575.940 | 11.268.826 | 7.307.114 | 13.039.424 | 5.536.516 |
| Δεκ. – Dec. | 18.810.405 | 11.372.840 | 7.437.565 | 13.609.420 | 5.200.985 |
| 2001 Ιαν. – Jan. | 57,0 | 33,4 | 23,6 | 48,4 | 8,6 |
| Φεβρ. – Feb. | 57,8 | 33,8 | 24,0 | 49,5 | 8,3 |
| Μάρτ. – Mar. | 59,6 | 34,9 | 24,7 | 51,4 | 8,2 |
| Απρ. – Apr. | 60,2 | 35,1 | 25,1 | 52,2 | 8,0 |
| Μάιος – May | 62,3 | 36,4 | 25,9 | 53,7 | 8,6 |
| Ιούν. – June | 64,1 | 37,3 | 26,8 | 55,7 | 8,4 |
| Ιούλ. – July | 64,9 | 37,9 | 27,0 | 56,8 | 8,1 |
| Αύγ. – Aug. | 65,4 | 37,6 | 27,8 | 57,6 | 7,8 |
| Σεπτ. – Sept. | 67,0 | 38,7 | 28,3 | 59,3 | 7,7 |
| Οκτ. – Oct. | 67,7 | 38,8 | 28,9 | 60,4 | 7,3 |
| Νοέμ. – Nov. | 69,4 | 40,0 | 29,4 | 62,1 | 7,3 |
| Δεκ. – Dec. | 71,2 | 40,6 | 30,6 | 64,3 | 6,9 |
| 2002 Ιαν. – Jan. | 71,2 | 40,0 | 31,2 | 64,3 | 6,9 |
| Φεβρ. – Feb. | 72,3 | 41,0 | 31,3 | 65,3 | 7,0 |
| Μάρτ. – Mar. | 73,4 | 41,5 | 31,9 | 66,7 | 6,7 |
| Απρ. – Apr. | 74,2 | 41,3 | 32,9 | 67,5 | 6,7 |
| Μάιος – May | 75,2 | 42,0 | 33,2 | 68,8 | 6,4 |
| Ιούν. – June | 77,3 | 43,3 | 34,0 | 71,2 | 6,1 |
| Ιούλ. – July | 78,7 | 43,6 | 35,1 | 72,5 | 6,2 |
| Αύγ. – Aug.* | 79,3 | 43,7 | 35,6 | 73,0 | 6,3 |
| Σεπτ. – Sept. | ... | ... | ... | ... | ... |

(1) Βλ. υποσημείωση (1)(2) στον πίνακα 17, σελ. 33.

(α) Βλ. υποσημείωση (γ) στον πίνακα 17, σελ. 33.

(β) Βλ. υποσημείωση (δ) στον πίνακα 17, σελ. 33.

(γ) Βλ. υποσημείωση (ε) στον πίνακα 17, σελ. 33.

(δ) Βλ. υποσημείωση (στ) στον πίνακα 17, σελ. 33.

(ε) Βλ. υποσημείωση (ζ) στον πίνακα 17, σελ. 33.

(στ) Βλ. υποσημείωση (η) στον πίνακα 17, σελ. 33.

(ζ) Βλ. υποσημείωση (θ) στον πίνακα 17, σελ. 33.

* Προσωρινά στοιχεία.

(1) See footnote (1)(2) table 17, p. 33.

(α) See footnote (γ) table 17, p. 33.

(β) See footnote (δ) table 17, p. 33.

(γ) See footnote (ε) table 17, p. 33.

(δ) See footnote (στ) table 17, p. 33.

(ε) See footnote (ζ) table 17, p. 33.

(στ) See footnote (η) table 17, p. 33.

(ζ) See footnote (θ) table 17, p. 33.

* Provisional data.

20. Χρηματοδότηση της γεωργίας και της αλιείας (1)
Credit to agriculture and fishery (1)

Υπόλοιπα στο τέλος της περιόδου – Outstanding balance at the end of period

Εκατομμύρια δραχμές

Million drachmas

| Τέλος έτους ή μηνός End of year or month | Γενικό Σύνολο Grand Total | Ιδιωτικός τομέας Private sector | | | | | | | | | Λογαριασμοί ειδικών διαχειρίσεων Δημοσίου Special management accounts of the state |
|---|---------------------------------|------------------------------------|--|---------------------------------------|--|--|----------------|---|--|--|---|
| | | Σύνολο Total | Βραχυπρόθεσμα δάνεια Short - term loans | | | | | Μακροπρόθεσμα δάνεια Long - term loans | | | |
| | | | Σύνολο Total | Καλλιεργητικά Cultivation loans | Γεωργικά εφόδια Agricultural supplies | Οργανισμοί συγκέντρωσης αγροτικών προϊόντων Organisations purchasing and marketing agricultural products | Λοιπά Other | Σύνολο Total | Για εγγειο- βελτίωση και εξο- πλισμό For land reclamation | Προς την αλιεία To fishing industry | |
| 1990 | 1.074.995 | 919.162 | 540.736 | 139.382 | 92.197 | 246.087 | 63.070 | 378.426 | 372.701 | 5.725 | 155.833 |
| 1991 | 1.208.162 | 1.031.555 | 636.716 | 176.150 | 98.692 | 247.693 | 114.181 | 394.839 | 382.547 | 12.292 | 176.607 |
| 1992 (α) | 1.414.429 | 1.121.021 | 681.464 | 227.731 | 48.154 | 323.321 | 82.258 | 439.557 | 426.845 | 12.712 | 293.408 |
| 1993 (β) | 1.179.210 | 840.971 | 394.925 | 245.565 | 21.478 | 69.632 | 58.250 | 446.046 | 434.020 | 12.026 | 338.239 |
| 1994 | 1.197.719 | 899.713 | 425.283 | 271.846 | 18.180 | 67.511 | 67.746 | 474.430 | 462.138 | 12.292 | 298.006 |
| 1995 | 1.479.594 | 1.031.029 | 437.319 | 305.578 | 9.551 | 73.625 | 48.565 | 593.710 | 582.338 | 11.372 | 448.565 |
| 1996 (γ) | 1.560.465 | 1.087.649 | 457.540 | 364.117 | 7.321 | 45.201 | 40.901 | 630.109 | 617.808 | 12.301 | 472.816 |
| 1997 | 1.591.541 | 1.118.434 | 434.620 | 343.228 | 17.176 | 43.722 | 30.494 | 683.814 | 672.450 | 11.364 | 473.107 |
| 1998 | 1.705.749 | 1.128.123 | 422.809 | 339.009 | 11.965 | 43.527 | 28.308 | 705.314 | 695.425 | 9.889 | 577.626 |
| 1999 | 1.881.025 | 1.231.924 | 507.816 | 417.825 | 12.285 | 43.949 | 33.757 | 724.108 | 712.371 | 11.737 | 649.101 |
| 2000 | 1.873.785 | 1.323.785 | 544.089 | 446.792 | 12.691 | 44.020 | 40.586 | 779.696 | 756.414 | 23.282 | 550.000 |
| 2001 | 5,3 | 3,7 | 1,4 | 1,2 | ... | 0,1 | 0,1 | 2,3 | 2,2 | 0,1 | 1,6 |
| 2000 Απρ. – Apr. | 1.425.266 | 1.210.093 | 506.984 | 415.062 | 12.310 | 44.185 | 35.427 | 703.109 | 690.627 | 12.482 | 215.173 |
| Μάιος – May | 1.439.511 | 1.224.056 | 512.955 | 420.264 | 12.257 | 44.269 | 36.165 | 711.101 | 698.594 | 12.507 | 215.455 |
| Ιούν. – June | 1.453.431 | 1.235.074 | 542.176 | 452.098 | 12.329 | 44.222 | 33.527 | 692.898 | 680.916 | 11.982 | 218.357 |
| Ιούλ. – July | 1.457.404 | 1.251.011 | 533.683 | 445.616 | 12.257 | 44.066 | 31.744 | 717.328 | 703.557 | 13.771 | 206.393 |
| Αύγ. – Aug. | 1.482.228 | 1.259.565 | 535.535 | 446.389 | 12.368 | 44.109 | 32.669 | 724.030 | 709.735 | 14.295 | 222.663 |
| Σεπτ. – Sept. | 1.499.209 | 1.266.203 | 547.568 | 454.840 | 12.366 | 44.057 | 36.305 | 718.635 | 704.046 | 14.589 | 233.006 |
| Οκτ. – Oct. | 1.565.174 | 1.323.622 | 536.407 | 441.789 | 12.589 | 44.017 | 38.012 | 787.215 | 769.920 | 17.295 | 241.552 |
| Νοέμ. – Nov. | 1.603.663 | 1.293.858 | 521.947 | 426.722 | 12.608 | 44.022 | 38.595 | 771.911 | 748.738 | 23.173 | 309.805 |
| Δεκ. – Dec. | 1.873.785 | 1.323.785 | 544.089 | 446.792 | 12.691 | 44.020 | 40.586 | 779.696 | 756.414 | 23.282 | 550.000 |
| 2001 Ιαν. – Jan. | 5,4 | 3,8 | 1,5 | 1,3 | ... | 0,1 | 0,1 | 2,3 | 2,2 | 0,1 | 1,6 |
| Φεβρ. – Feb. | 4,8 | 3,7 | 1,5 | 1,3 | ... | 0,1 | 0,1 | 2,2 | 2,1 | 0,1 | 1,1 |
| Μάρτ. – Mar. | 4,6 | 3,9 | 1,5 | 1,2 | ... | 0,1 | 0,2 | 2,4 | 2,3 | 0,1 | 0,7 |
| Απρ. – Apr. | 4,6 | 3,9 | 1,5 | 1,2 | ... | 0,1 | 0,2 | 2,4 | 2,3 | 0,1 | 0,7 |
| Μάιος – May | 4,5 | 3,8 | 1,4 | 1,1 | ... | 0,1 | 0,2 | 2,4 | 2,3 | 0,1 | 0,7 |
| Ιούν. – June | 4,5 | 3,8 | 1,4 | 1,1 | ... | 0,1 | 0,2 | 2,4 | 2,3 | 0,1 | 0,7 |
| Ιούλ. – July | 4,5 | 3,8 | 1,4 | 1,1 | ... | 0,1 | 0,2 | 2,4 | 2,3 | 0,1 | 0,7 |
| Αύγ. – Aug. | 4,7 | 3,8 | 1,4 | 1,1 | ... | 0,1 | 0,2 | 2,4 | 2,3 | 0,1 | 0,9 |
| Σεπτ. – Sept. | 4,6 | 3,8 | 1,5 | 1,2 | ... | 0,1 | 0,2 | 2,3 | 2,2 | 0,1 | 0,8 |
| Οκτ. – Oct. | 4,3 | 3,7 | 1,5 | 1,2 | ... | 0,1 | 0,2 | 2,2 | 2,1 | 0,1 | 0,6 |
| Νοέμ. – Nov. | 4,8 | 3,7 | 1,5 | 1,1 | ... | 0,1 | 0,3 | 2,2 | 2,1 | 0,1 | 1,1 |
| Δεκ. – Dec. | 5,3 | 3,7 | 1,4 | 1,2 | ... | 0,1 | 0,1 | 2,3 | 2,2 | 0,1 | 1,6 |
| 2002 Ιαν. – Jan. | 4,8 | 3,2 | 1,3 | 1,1 | ... | ... | 0,2 | 1,9 | 1,8 | 0,1 | 1,6 |
| Φεβρ. – Feb. | 4,8 | 3,0 | 1,0 | 0,8 | ... | ... | 0,2 | 2,0 | 1,9 | 0,1 | 1,8 |
| Μάρτ. – Mar. | 4,9 | 3,1 | 1,0 | 0,7 | ... | ... | 0,3 | 2,1 | 2,0 | 0,1 | 1,8 |
| Απρ. – Apr. | 4,1 | 3,2 | 1,0 | 0,7 | ... | ... | 0,3 | 2,2 | 2,1 | 0,1 | 0,9 |
| Μάιος – May | 4,2 | 3,2 | 1,0 | 0,7 | ... | ... | 0,3 | 2,2 | 2,1 | 0,1 | 1,0 |
| Ιούν. – June | 4,1 | 3,2 | 1,0 | 0,7 | ... | ... | 0,3 | 2,2 | 2,0 | 0,2 | 0,9 |
| Ιούλ. – July | 4,2 | 3,2 | 1,0 | 0,7 | ... | ... | 0,3 | 2,2 | 2,1 | 0,1 | 1,0 |
| Αύγ. – Aug.* | 4,2 | 3,2 | 1,0 | 0,8 | ... | ... | 0,2 | 2,2 | 2,1 | 0,1 | 1,0 |
| Σεπτ. – Sept. | ... | ... | ... | ... | ... | ... | ... | ... | ... | ... | ... |

(1) Βλ. υποσημείωση (1)(2) στον πίνακα 17, σελ. 33.
 (α) Βλ. υποσημείωση (ε) στον πίνακα 17, σελ. 33.
 (β) Βλ. υποσημείωση (στ) στον πίνακα 17, σελ. 33.
 (γ) Βλ. υποσημείωση (η) στον πίνακα 17, σελ. 33.
 * Προσωρινά στοιχεία.

(1) See footnote (1)(2) table 17, p. 33.
 (α) See footnote (ε) table 17, p. 33.
 (β) See footnote (στ) table 17, p. 33.
 (γ) See footnote (η) table 17, p. 33.
 * Provisional data.

21. Χρηματοδότηση της μεταποίησης και των μεταλλείων (1)

Credit to manufacturing and mining (1)

Υπόλοιπα στο τέλος της περιόδου – Outstanding balance at the end of period

Εκατομμύρια δραχμές

Million drachmas

| Τέλος έτους ή μηνός End of year or month | Γενικό Σύνολο Grand Total | Βιομηχανία και μεταλλεία Industry and mining | | | Βιοτεχνία Small-scale industry | | | | | | |
|---|------------------------------------|---|---|--|-----------------------------------|---|---|--|---|---|--|
| | | Σύνολο Total | Βραχυπρό- θεσμα δάνεια Short - term loans | Μακροπρό- θεσμα δάνεια Long - term loans | Σύνολο Total | Από το Ειδικό Κεφάλαιο NE 197/1978 Loans from special funds | | | Από τα ίδια διαθέσιμα Loans from own sources | | |
| | | | | | | Σύνολο Total | Βραχυπρό- θεσμα δάνεια Short - term loans | Μακροπρό- θεσμα δάνεια Long - term loans | Σύνολο Total | Βραχυπρό- θεσμα δάνεια Short - term loans | Μακροπρό- θεσμα δάνεια Long - term loans |
| 1990 (α) | 1.764.570 | 1.346.857 | 870.865 | 475.992 | 417.713 | 306.092 | 179.515 | 126.577 | 111.621 | 97.626 | 13.995 |
| 1991 (β) | 2.002.532 | 1.568.913 | 1.038.070 | 530.843 | 433.619 | 288.523 | 162.814 | 125.709 | 145.096 | 125.615 | 19.481 |
| 1992 (γ) | 2.200.033 | 1.734.567 | 1.202.252 | 532.315 | 465.466 | 290.135 | 171.507 | 118.628 | 175.331 | 152.588 | 22.743 |
| 1993 (δ) | 2.191.273 | 1.713.530 | 1.178.379 | 535.151 | 477.743 | 275.086 | 164.515 | 110.571 | 202.657 | 175.707 | 26.950 |
| 1994 (ε) | 2.437.924 | 1.913.435 | 1.342.689 | 570.746 | 524.489 | 300.649 | 187.168 | 113.481 | 223.840 | 195.383 | 28.457 |
| 1995 | 2.788.911 | 2.177.768 | 1.604.931 | 572.837 | 611.143 | 333.931 | 215.375 | 118.556 | 277.212 | 246.111 | 31.101 |
| 1996 (στ) | 3.028.884 | 2.369.954 | 1.868.776 | 501.178 | 658.930 | 318.502 | 194.382 | 124.120 | 340.428 | 298.493 | 41.935 |
| 1997 (ζ) | 3.185.394 | 2.459.864 | 1.973.691 | 486.173 | 725.530 | 310.625 | 176.221 | 134.404 | 414.905 | 358.174 | 56.731 |
| 1998 | 3.200.012 | 2.394.632 | 1.893.040 | 501.592 | 805.380 | 314.700 | 177.647 | 137.053 | 490.680 | 419.513 | 71.167 |
| 1999 | 3.571.582 | 2.735.753 | 2.173.537 | 562.216 | 835.829 | 301.564 | 167.595 | 133.969 | 534.265 | 449.475 | 84.790 |
| 2000 | 4.028.910 | 3.162.275 | 2.515.126 | 647.149 | 866.635 | 275.247 | 142.218 | 133.029 | 591.388 | 479.523 | 111.865 |
| 2001 | 12,6 | 9,7 | 7,5 | 2,2 | 2,9 | 0,8 | 0,4 | 0,4 | 2,1 | 1,7 | 0,4 |
| 2000 Απρ. – Apr. | 3.572.516 | 2.727.772 | 2.153.066 | 574.706 | 844.744 | 288.549 | 158.789 | 129.760 | 556.195 | 471.548 | 84.647 |
| Μάιος – May | 3.573.168 | 2.747.616 | 2.171.669 | 575.947 | 825.552 | 285.660 | 156.118 | 129.542 | 539.892 | 455.653 | 84.239 |
| Ιούν. – June | 3.638.897 | 2.786.469 | 2.200.327 | 586.142 | 852.428 | 289.652 | 159.207 | 130.445 | 562.776 | 478.290 | 84.486 |
| Ιούλ. – July | 3.661.738 | 2.811.306 | 2.235.128 | 576.178 | 850.432 | 286.325 | 157.117 | 129.208 | 564.107 | 479.911 | 84.196 |
| Αύγ. – Aug. | 3.708.468 | 2.867.115 | 2.287.721 | 579.394 | 841.353 | 280.413 | 152.742 | 127.671 | 560.940 | 476.660 | 84.280 |
| Σεπτ. – Sept. | 3.847.874 | 2.985.380 | 2.402.519 | 582.861 | 862.494 | 280.976 | 153.237 | 127.739 | 581.518 | 497.483 | 84.035 |
| Οκτ. – Oct. | 3.866.795 | 3.022.019 | 2.465.566 | 556.453 | 844.776 | 277.288 | 145.852 | 131.436 | 567.488 | 468.429 | 99.059 |
| Νοέμ. – Nov. | 4.008.793 | 3.161.441 | 2.536.136 | 625.305 | 847.352 | 273.847 | 142.870 | 130.977 | 573.505 | 463.056 | 110.449 |
| Δεκ. – Dec. | 4.028.910 | 3.162.275 | 2.515.126 | 647.149 | 866.635 | 275.247 | 142.218 | 133.029 | 591.388 | 479.523 | 111.865 |
| 2001 Ιαν. – Jan. | 11,6 | 9,1 | 7,3 | 1,8 | 2,5 | 0,8 | 0,4 | 0,4 | 1,7 | 1,4 | 0,3 |
| Φεβρ. – Feb. | 11,8 | 9,3 | 7,5 | 1,8 | 2,5 | 0,8 | 0,4 | 0,4 | 1,7 | 1,4 | 0,3 |
| Μάρτ. – Mar. | 12,0 | 9,5 | 7,6 | 1,9 | 2,5 | 0,7 | 0,3 | 0,4 | 1,8 | 1,5 | 0,3 |
| Απρ. – Apr. | 11,8 | 9,3 | 7,4 | 1,9 | 2,5 | 0,7 | 0,3 | 0,4 | 1,8 | 1,5 | 0,3 |
| Μάιος – May | 12,2 | 9,6 | 7,9 | 1,7 | 2,6 | 0,8 | 0,4 | 0,4 | 1,8 | 1,5 | 0,3 |
| Ιούν. – June | 12,5 | 9,8 | 8,0 | 1,8 | 2,7 | 0,8 | 0,4 | 0,4 | 1,9 | 1,6 | 0,3 |
| Ιούλ. – July | 12,7 | 10,0 | 8,1 | 1,9 | 2,7 | 0,8 | 0,4 | 0,4 | 1,9 | 1,6 | 0,3 |
| Αύγ. – Aug. | 12,6 | 9,9 | 8,0 | 1,9 | 2,7 | 0,8 | 0,4 | 0,4 | 1,9 | 1,6 | 0,3 |
| Σεπτ. – Sept. | 12,8 | 10,1 | 8,2 | 1,9 | 2,7 | 0,8 | 0,4 | 0,4 | 1,9 | 1,6 | 0,3 |
| Οκτ. – Oct. | 12,7 | 10,0 | 8,0 | 2,0 | 2,7 | 0,7 | 0,4 | 0,3 | 2,0 | 1,6 | 0,4 |
| Νοέμ. – Nov. | 12,7 | 10,0 | 8,0 | 2,0 | 2,7 | 0,7 | 0,4 | 0,3 | 2,0 | 1,6 | 0,4 |
| Δεκ. – Dec. | 12,6 | 9,7 | 7,5 | 2,2 | 2,9 | 0,8 | 0,4 | 0,4 | 2,1 | 1,7 | 0,4 |
| 2002 Ιαν. – Jan. | 12,4 | 9,6 | 7,4 | 2,2 | 2,8 | 0,8 | 0,4 | 0,4 | 2,0 | 1,6 | 0,4 |
| Φεβρ. – Feb. | 12,7 | 9,9 | 7,6 | 2,3 | 2,8 | 0,8 | 0,4 | 0,4 | 2,0 | 1,6 | 0,4 |
| Μάρτ. – Mar. | 13,2 | 10,3 | 7,9 | 2,4 | 2,9 | 0,8 | 0,4 | 0,4 | 2,1 | 1,6 | 0,5 |
| Απρ. – Apr. | 12,8 | 10,0 | 7,6 | 2,4 | 2,8 | 0,8 | 0,4 | 0,4 | 2,0 | 1,6 | 0,4 |
| Μάιος – May | 12,9 | 10,0 | 7,7 | 2,3 | 2,9 | 0,8 | 0,4 | 0,4 | 2,1 | 1,6 | 0,5 |
| Ιούν. – June | 13,4 | 10,4 | 8,0 | 2,4 | 3,0 | 0,8 | 0,4 | 0,4 | 2,2 | 1,7 | 0,5 |
| Ιούλ. – July | 13,7 | 10,8 | 8,3 | 2,5 | 2,9 | 0,7 | 0,3 | 0,4 | 2,2 | 1,7 | 0,5 |
| Αύγ. – Aug.* | 13,6 | 10,7 | 8,1 | 2,6 | 2,9 | 0,7 | 0,3 | 0,4 | 2,2 | 1,7 | 0,5 |
| Σεπτ. – Sept. | ... | ... | ... | ... | ... | ... | ... | ... | ... | ... | ... |

(1) Βλ. υποσημείωση (1)(2) στον πίνακα 17, σελ. 33.
 (α) Βλ. υποσημείωση (γ) στον πίνακα 17, σελ. 33.
 (β) Βλ. υποσημείωση (δ) στον πίνακα 17, σελ. 33.
 (γ) Βλ. υποσημείωση (ε) στον πίνακα 17, σελ. 33.
 (δ) Βλ. υποσημείωση (στ) στον πίνακα 17, σελ. 33.
 (ε) Βλ. υποσημείωση (ζ) στον πίνακα 17, σελ. 33.
 (στ) Βλ. υποσημείωση (η) στον πίνακα 17, σελ. 33.
 (ζ) Βλ. υποσημείωση (θ) στον πίνακα 17, σελ. 33.
 * Προσωρινά στοιχεία.

(1) See footnote (1)(2) table 17, p. 33.
 (α) See footnote (γ) table 17, p. 33.
 (β) See footnote (δ) table 17, p. 33.
 (γ) See footnote (ε) table 17, p. 33.
 (δ) See footnote (στ) table 17, p. 33.
 (ε) See footnote (ζ) table 17, p. 33.
 (στ) See footnote (η) table 17, p. 33.
 (ζ) See footnote (θ) table 17, p. 33.
 * Provisional data.

22. Χρηματοδότηση του εμπορίου (1)

Credit to trade (1)

Υπόλοιπα στο τέλος της περιόδου – Outstanding balance at the end of period

Εκατομμύρια δραχμές

Million drachmas

| Τέλος έτους ή μηνός End of year or month | Σύνολο Total | Εσωτερικό εμπόριο Domestic trade | Εισαγωγικό εμπόριο Import trade | Εξαγωγικό εμπόριο Export trade | Καπνεμπόριο Tobacco trade |
|---|-----------------|---|--|---|------------------------------|
| 1990 | 499.662 | 330.021 | 97.538 | 32.818 | 39.285 |
| 1991 | 622.728 | 411.558 | 110.949 | 51.485 | 48.736 |
| 1992 | 825.947 | 580.508 | 130.620 | 68.021 | 46.798 |
| 1993 | 1.042.875 | 753.023 | 175.658 | 63.906 | 50.288 |
| 1994 | 1.231.810 | 925.409 | 190.300 | 61.851 | 54.250 |
| 1995 | 1.584.839 | 1.232.212 | 234.726 | 69.603 | 48.298 |
| 1996 | 1.890.382 | 1.471.120 | 294.947 | 73.898 | 50.417 |
| 1997 | 2.316.855 | 1.837.432 | 340.857 | 78.676 | 59.890 |
| 1998 | 2.971.450 | 2.248.357 | 557.907 | 81.392 | 83.794 |
| 1999 | 3.141.116 | 2.404.835 | 580.423 | 65.645 | 90.213 |
| 2000 | 4.216.519 | 3.153.381 | 901.881 | 66.012 | 95.245 |
| 2001 | 15,5 | 11,9 | 3,0 | 0,3 | 0,3 |
| 2000 Απρ. – Apr. | 3.582.974 | 2.725.590 | 692.903 | 56.463 | 108.018 |
| Μάιος – May | 3.633.448 | 2.750.696 | 712.003 | 57.063 | 113.686 |
| Ιούν. – June | 3.780.972 | 2.881.146 | 729.117 | 60.600 | 110.109 |
| Ιούλ. – July | 3.904.182 | 2.940.747 | 783.885 | 67.925 | 111.625 |
| Αύγ. – Aug. | 3.942.726 | 2.950.961 | 813.299 | 67.519 | 110.947 |
| Σεπτ. – Sept. | 4.130.741 | 3.086.673 | 864.128 | 72.708 | 107.232 |
| Οκτ. – Oct. | 4.162.263 | 3.080.260 | 897.312 | 78.119 | 106.572 |
| Νοέμ. – Nov. | 4.200.803 | 3.094.467 | 925.860 | 78.735 | 101.741 |
| Δεκ. – Dec. | 4.216.519 | 3.153.381 | 901.881 | 66.012 | 95.245 |
| 2001 Ιαν. – Jan. | 12,4 | 9,3 | 2,6 | 0,2 | 0,3 |
| Φεβρ. – Feb. | 12,4 | 9,3 | 2,6 | 0,2 | 0,3 |
| Μάρτ. – Mar. | 12,7 | 9,5 | 2,8 | 0,2 | 0,2 |
| Απρ. – Apr. | 12,7 | 9,4 | 2,8 | 0,2 | 0,3 |
| Μάιος – May | 13,6 | 10,2 | 2,9 | 0,2 | 0,3 |
| Ιούν. – June | 14,1 | 10,6 | 2,9 | 0,3 | 0,3 |
| Ιούλ. – July | 14,0 | 10,4 | 3,0 | 0,3 | 0,3 |
| Αύγ. – Aug. | 14,0 | 10,4 | 3,1 | 0,2 | 0,3 |
| Σεπτ. – Sept. | 14,5 | 10,6 | 3,3 | 0,3 | 0,3 |
| Οκτ. – Oct. | 14,5 | 10,8 | 3,1 | 0,3 | 0,3 |
| Νοέμ. – Nov. | 14,8 | 11,0 | 3,2 | 0,3 | 0,3 |
| Δεκ. – Dec. | 15,5 | 11,9 | 3,0 | 0,3 | 0,3 |
| 2002 Ιαν. – Jan. | 15,2 | 12,8 | 2,0 | 0,2 | 0,2 |
| Φεβρ. – Feb. | 15,8 | 13,2 | 2,0 | 0,4 | 0,2 |
| Μάρτ. – Mar. | 15,8 | 13,2 | 2,0 | 0,4 | 0,2 |
| Απρ. – Apr. | 15,9 | 13,3 | 2,0 | 0,4 | 0,2 |
| Μάιος – May | 16,1 | 13,4 | 2,0 | 0,4 | 0,3 |
| Ιούν. – June | 16,5 | 13,9 | 1,9 | 0,4 | 0,3 |
| Ιούλ. – July | 16,6 | 13,8 | 2,1 | 0,4 | 0,3 |
| Αύγ. – Aug.* | 16,6 | 13,8 | 2,1 | 0,4 | 0,3 |
| Σεπτ. – Sept. | ... | ... | ... | ... | ... |

(1) Βλ. υποσημείωση (1)(2) στον πίνακα 17, σελ. 33.

* Προσωρινά στοιχεία.

(1) See footnote (1)(2) table 17, p. 33.

* Provisional data.

23. Χρηματοδότηση των λοιπών κλάδων του ιδιωτικού τομέα (1)
Credit to other activities in the private sector (1)

Υπόλοιπα στο τέλος της περιόδου – Outstanding balance at the end of period

Εκατομμύρια δραχμές

Million drachmas

| Τέλος έτους ή μηνός End of year or month | Γενικό Σύνολο Grand Total | Τουρισμός – Tourism | | | Ναυτιλία Shipping | Καταναλωτική πίστη Consumer credit | Λοιπά Other |
|---|------------------------------------|---------------------|--|---|----------------------|---|----------------|
| | | Σύνολο Total | Βραχυπρόθεσμα δάνεια Short-term loans | Μακροπρόθεσμα δάνεια Long-term loans | | | |
| 1990 | 572.112 | 229.118 | 27.170 | 201.948 | 93.140 | 64.597 | 185.257 |
| 1991 | 700.244 | 276.259 | 36.195 | 240.064 | 136.782 | 73.574 | 213.629 |
| 1992 (α) | 823.281 | 304.221 | 46.669 | 257.552 | 182.534 | 97.224 | 239.302 |
| 1993 | 1.004.227 | 324.177 | 48.846 | 275.331 | 262.150 | 128.329 | 289.571 |
| 1994 | 1.234.595 | 343.451 | 54.882 | 288.569 | 287.679 | 230.727 | 372.738 |
| 1995 | 1.704.210 | 398.521 | 81.233 | 317.288 | 354.052 | 423.108 | 528.529 |
| 1996 (β) | 2.114.791 | 439.060 | 103.723 | 335.337 | 386.964 | 574.453 | 714.314 |
| 1997 | 2.600.690 | 464.657 | 121.868 | 342.789 | 490.474 | 731.560 | 913.999 |
| 1998 | 3.185.838 | 513.072 | 164.442 | 348.630 | 548.045 | 1.000.600 | 1.124.121 |
| 1999 | 3.764.137 | 547.723 | 171.157 | 376.566 | 588.200 | 1.315.920 | 1.312.294 |
| 2000 | 5.400.300 | 618.221 | 183.714 | 434.507 | 731.507 | 1.877.989 | 2.172.583 |
| 2001 | 23,7 | 2,2 | 0,7 | 1,5 | 3,8 | 7,9 | 9,8 |
| 2000 Απρ. – Apr. | 4.254.815 | 589.555 | 187.464 | 402.091 | 651.241 | 1.372.418 | 1.641.601 |
| Μάιος – May | 4.390.935 | 592.688 | 186.962 | 405.726 | 651.421 | 1.418.780 | 1.728.046 |
| Ιούν. – June | 4.564.839 | 600.573 | 191.391 | 409.182 | 640.552 | 1.471.773 | 1.851.941 |
| Ιούλ. – July | 4.692.869 | 594.848 | 186.626 | 408.222 | 674.147 | 1.523.939 | 1.899.935 |
| Αύγ. – Aug. | 4.926.678 | 599.081 | 180.923 | 418.158 | 707.727 | 1.614.359 | 2.005.511 |
| Σεπτ. – Sept. | 5.099.220 | 601.056 | 181.579 | 419.477 | 749.742 | 1.647.121 | 2.101.301 |
| Οκτ. – Oct. | 5.251.804 | 606.735 | 180.692 | 426.043 | 807.568 | 1.733.080 | 2.104.421 |
| Νοέμ. – Nov. | 5.302.805 | 597.636 | 170.056 | 427.580 | 784.416 | 1.798.507 | 2.122.246 |
| Δεκ. – Dec. | 5.400.300 | 618.221 | 183.714 | 434.507 | 731.507 | 1.877.989 | 2.172.583 |
| 2001 Ιαν. – Jan. | 17,7 | 1,9 | 0,6 | 1,3 | 3,6 | 5,6 | 6,6 |
| Φεβρ. – Feb. | 18,1 | 1,9 | 0,6 | 1,3 | 3,6 | 5,7 | 6,9 |
| Μάρτ. – Mar. | 18,9 | 1,9 | 0,6 | 1,3 | 3,8 | 6,0 | 7,2 |
| Απρ. – Apr. | 19,5 | 2,0 | 0,6 | 1,4 | 3,8 | 6,1 | 7,6 |
| Μάιος – May | 19,9 | 2,0 | 0,6 | 1,4 | 4,0 | 6,3 | 7,6 |
| Ιούν. – June | 20,6 | 2,1 | 0,6 | 1,5 | 4,0 | 6,5 | 8,0 |
| Ιούλ. – July | 20,9 | 2,1 | 0,6 | 1,5 | 3,9 | 6,7 | 8,2 |
| Αύγ. – Aug. | 21,1 | 2,0 | 0,6 | 1,4 | 3,8 | 6,9 | 8,4 |
| Σεπτ. – Sept. | 21,6 | 2,0 | 0,5 | 1,5 | 3,8 | 7,1 | 8,7 |
| Οκτ. – Oct. | 22,1 | 2,0 | 0,5 | 1,5 | 3,7 | 7,4 | 9,0 |
| Νοέμ. – Nov. | 23,0 | 2,0 | 0,6 | 1,4 | 3,7 | 7,5 | 9,8 |
| Δεκ. – Dec. | 23,7 | 2,2 | 0,7 | 1,5 | 3,8 | 7,9 | 9,8 |
| 2002 Ιαν. – Jan. | 24,4 | 2,2 | 0,7 | 1,5 | 3,7 | 7,8 | 10,7 |
| Φεβρ. – Feb. | 24,4 | 2,3 | 0,7 | 1,6 | 3,7 | 7,9 | 10,5 |
| Μάρτ. – Mar. | 24,4 | 2,3 | 0,7 | 1,6 | 3,6 | 8,1 | 10,4 |
| Απρ. – Apr. | 24,9 | 2,3 | 0,7 | 1,6 | 3,6 | 8,3 | 10,7 |
| Μάιος – May | 25,3 | 2,4 | 0,7 | 1,7 | 3,5 | 8,5 | 10,9 |
| Ιούν. – June | 26,0 | 2,4 | 0,7 | 1,7 | 3,5 | 8,7 | 11,4 |
| Ιούλ. – July | 26,4 | 2,4 | 0,7 | 1,7 | 3,5 | 8,9 | 11,6 |
| Αύγ. – Aug.* | 26,6 | 2,4 | 0,7 | 1,7 | 3,6 | 9,0 | 11,6 |
| Σεπτ. – Sept. | ... | ... | ... | ... | ... | ... | ... |

(1) Βλ. υποσημείωση (1)(2) στον πίνακα 17, σελ. 33.

(α) Βλ. υποσημείωση (ε) στον πίνακα 17, σελ. 33.

(β) Βλ. υποσημείωση (η) στον πίνακα 17, σελ. 33.

* Προσωρινά στοιχεία.

(1) See footnote (1)(2) table 17, p. 33.

(a) See footnote (e) table 17, p. 33.

(β) See footnote (η) table 17, p. 33.

* Provisinal data.

24. Χρηματοδότηση των δημόσιων επιχειρήσεων και οργανισμών (1)
Credit to public enterprises and entities (1)

Υπόλοιπα στο τέλος της περιόδου – Outstanding balance at the end of period

Εκατομμύρια δραχμές

Million drachmas

| Τέλος έτους ή μηνός End of year or month | Γενικό Σύνολο Grand Total | Δημόσιες επιχειρήσεις Public enterprises | | | | Δημόσιοι οργανισμοί Public entities | | | | Λογαριασμοί ειδικών διαχειρίσεων Δημοσίου Special management accounts of the State |
|---|------------------------------------|---|---------------------------------|---|----------------|--|--|---|----------------|--|
| | | Σύνολο Total | Ηλεκτρική ενέργεια Energy | Μεταφορές και επικοινωνίες Transport and commu- nications | Λοιπά Other | Σύνολο Total | Κοινωνική ασφάλιση Social insurance | Τοπική αυτοδιοί- κηση Local authorities | Λοιπά Other | |
| 1990 (α) | 1.468.861 | 636.935 | 190.207 | 242.023 | 204.705 | 676.093 | 532.885 | 48.295 | 94.913 | 155.833 |
| 1991 (β) | 1.307.844 | 497.339 | 172.832 | 160.387 | 164.120 | 633.898 | 434.179 | 53.453 | 146.266 | 176.607 |
| 1992 (γ) | 1.336.316 | 432.352 | 144.400 | 127.231 | 160.721 | 610.556 | 342.519 | 61.004 | 207.033 | 293.408 |
| 1993 (δ) | 1.549.248 | 497.433 | 117.507 | 208.044 | 171.882 | 713.576 | 368.741 | 71.154 | 273.681 | 338.239 |
| 1994 (ε) | 1.462.782 | 543.073 | 161.210 | 226.442 | 155.421 | 621.703 | 220.482 | 79.388 | 321.833 | 298.006 |
| 1995 | 1.693.208 | 581.050 | 214.540 | 213.998 | 152.512 | 663.593 | 242.472 | 86.717 | 334.404 | 448.565 |
| 1996 (στ) | 1.683.488 | 615.122 | 276.177 | 213.402 | 125.543 | 595.550 | 190.934 | 117.692 | 286.924 | 472.816 |
| 1997 (ζ) | 1.706.984 | 674.973 | 291.065 | 241.578 | 142.330 | 558.904 | 171.648 | 123.563 | 263.693 | 473.107 |
| 1998 | 1.990.665 | 892.213 | 438.547 | 268.621 | 185.045 | 520.826 | 145.595 | 131.395 | 243.836 | 577.626 |
| 1999 | 1.977.803 | 812.999 | 319.233 | 275.824 | 217.942 | 515.703 | 172.819 | 135.129 | 207.755 | 649.101 |
| 2000 | 2.110.502 | 906.276 | 366.188 | 279.748 | 260.340 | 654.226 | 200.701 | 213.283 | 240.242 | 550.000 |
| 2001 | 6,1 | 2,5 | 1,0 | 0,6 | 0,9 | 2,0 | 0,4 | 0,7 | 0,9 | 1,6 |
| 2000 Απρ. – Apr. | 1.533.564 | 812.706 | 304.353 | 266.066 | 242.287 | 505.685 | 124.294 | 164.976 | 216.415 | 215.173 |
| Μάιος – May | 1.527.063 | 806.613 | 304.456 | 267.899 | 234.258 | 504.995 | 124.249 | 167.344 | 213.402 | 215.455 |
| Ιούν. – June | 1.562.824 | 824.614 | 316.517 | 274.299 | 233.798 | 519.853 | 125.989 | 179.824 | 214.040 | 218.357 |
| Ιούλ. – July | 1.542.801 | 811.235 | 313.014 | 266.814 | 231.407 | 525.173 | 125.736 | 193.370 | 206.067 | 206.393 |
| Αύγ. – Aug. | 1.608.585 | 843.416 | 334.324 | 266.403 | 242.689 | 542.506 | 132.468 | 193.714 | 216.324 | 222.663 |
| Σεπτ. – Sept. | 1.653.860 | 880.099 | 360.080 | 265.144 | 254.875 | 540.755 | 132.545 | 190.399 | 217.811 | 233.006 |
| Οκτ. – Oct. | 1.686.586 | 901.408 | 381.088 | 267.540 | 252.780 | 543.626 | 132.245 | 194.806 | 216.575 | 241.552 |
| Νοέμ. – Nov. | 1.760.124 | 926.018 | 385.762 | 282.749 | 257.507 | 524.301 | 132.168 | 201.316 | 190.817 | 309.805 |
| Δεκ. – Dec. | 2.110.502 | 906.276 | 366.188 | 279.748 | 260.340 | 654.226 | 200.701 | 213.283 | 240.242 | 550.000 |
| 2001 Ιαν. – Jan. | 6,0 | 2,7 | 1,2 | 0,8 | 0,7 | 1,7 | 0,5 | 0,6 | 0,6 | 1,6 |
| Φεβρ. – Feb. | 5,4 | 2,7 | 1,2 | 0,8 | 0,7 | 1,6 | 0,4 | 0,6 | 0,6 | 1,1 |
| Μάρτ. – Mar. | 5,1 | 2,8 | 1,3 | 0,8 | 0,7 | 1,6 | 0,4 | 0,6 | 0,6 | 0,7 |
| Απρ. – Apr. | 5,0 | 2,7 | 1,3 | 0,7 | 0,7 | 1,6 | 0,4 | 0,6 | 0,6 | 0,7 |
| Μάιος – May | 5,0 | 2,8 | 1,3 | 0,7 | 0,8 | 1,5 | 0,3 | 0,6 | 0,6 | 0,7 |
| Ιούν. – June | 5,0 | 2,8 | 1,2 | 0,8 | 0,8 | 1,5 | 0,3 | 0,6 | 0,6 | 0,7 |
| Ιούλ. – July. | 4,8 | 2,6 | 1,1 | 0,7 | 0,8 | 1,5 | 0,3 | 0,6 | 0,6 | 0,7 |
| Αύγ. – Aug. | 5,1 | 2,7 | 1,2 | 0,7 | 0,8 | 1,5 | 0,2 | 0,7 | 0,6 | 0,9 |
| Σεπτ. – Sept. | 4,8 | 2,5 | 1,1 | 0,6 | 0,8 | 1,5 | 0,2 | 0,7 | 0,6 | 0,8 |
| Οκτ. – Oct. | 4,6 | 2,5 | 1,1 | 0,6 | 0,8 | 1,5 | 0,2 | 0,7 | 0,6 | 0,6 |
| Νοέμ. – Nov. | 5,2 | 2,7 | 1,2 | 0,6 | 0,9 | 1,4 | 0,2 | 0,7 | 0,5 | 1,1 |
| Δεκ. – Dec. | 6,1 | 2,5 | 1,0 | 0,6 | 0,9 | 2,0 | 0,4 | 0,7 | 0,9 | 1,6 |
| 2002 Ιαν. – Jan. | 6,0 | 2,4 | 1,0 | 0,5 | 0,9 | 2,0 | 0,4 | 0,7 | 0,9 | 1,6 |
| Φεβρ. – Feb. | 6,2 | 2,4 | 1,0 | 0,6 | 0,8 | 2,0 | 0,4 | 0,7 | 0,9 | 1,8 |
| Μάρτ. – Mar. | 6,2 | 2,4 | 1,0 | 0,6 | 0,8 | 2,0 | 0,4 | 0,7 | 0,9 | 1,8 |
| Απρ. – Apr. | 5,2 | 2,4 | 1,0 | 0,6 | 0,8 | 1,9 | 0,3 | 0,7 | 0,9 | 0,9 |
| Μάιος – May | 5,2 | 2,3 | 0,9 | 0,6 | 0,8 | 1,9 | 0,3 | 0,7 | 0,9 | 1,0 |
| Ιούν. – June | 5,1 | 2,3 | 0,9 | 0,6 | 0,8 | 1,9 | 0,3 | 0,7 | 0,9 | 0,9 |
| Ιούλ. – July. | 4,9 | 2,1 | 0,8 | 0,5 | 0,8 | 1,8 | 0,3 | 0,7 | 0,8 | 1,0 |
| Αύγ. – Aug.* | 5,1 | 2,3 | 0,8 | 0,7 | 0,8 | 1,8 | 0,3 | 0,7 | 0,8 | 1,0 |
| Σεπτ. – Sept. | ... | ... | ... | ... | ... | ... | ... | ... | ... | ... |

(1) Βλ. υποσημείωση (1)(2) στον πίνακα 17, σελ. 33.

(α) Βλ. υποσημείωση (γ) στον πίνακα 17, σελ. 33.

(β) Βλ. υποσημείωση (δ) στον πίνακα 17, σελ. 33.

(γ) Βλ. υποσημείωση (ε) στον πίνακα 17, σελ. 33.

(δ) Βλ. υποσημείωση (στ) στον πίνακα 17, σελ. 33.

(ε) Βλ. υποσημείωση (ζ) στον πίνακα 17, σελ. 33.

(στ) Βλ. υποσημείωση (η) στον πίνακα 17, σελ. 33.

(ζ) Βλ. υποσημείωση (θ) στον πίνακα 17, σελ. 33.

* Προσωρινά στοιχεία.

(1) See footnote (1)(2) table 17, p. 33.

(α) See footnote (γ) table 17, p. 33.

(β) See footnote (δ) table 17, p. 33.

(γ) See footnote (ε) table 17, p. 33.

(δ) See footnote (στ) table 17, p. 33.

(ε) See footnote (ζ) table 17, p. 33.

(στ) See footnote (η) table 17, p. 33.

(ζ) See footnote (θ) table 17, p. 33.

* Provisional data.

25. Χρηματοδότηση από τις εμπορικές τράπεζες κατά κλάδο δραστηριότητας (1)(2)(3)

Commercial banks' credit by sector of economic activity (1)(2)(3)

Υπόλοιπα στο τέλος της περιόδου – Outstanding balance at the end of period

Εκατομμύρια δραχμές

Million drachmas

| Τέλος έτους ή μηνός End of year or month | Γενικό Σύνολο Grand Total | Ιδιωτικός τομέας Private sector | | | | | | | | | Δημόσιος τομέας Public sector (α) |
|---|------------------------------------|------------------------------------|---|--|---|---|--|--|------------------|----------------|---|
| | | Σύνολο Total | Ανάλυση κατά διάρκεια By maturity | | Ανάλυση κατά κλάδο By sector | | | | | | |
| | | | Βραχυπρό- θεσμα δάνεια Short-term loans | Μακροπρό- θεσμα δάνεια Long-term loans | Βιομηχανία και μεταλλεία Industry and mining | | | Βιοτεχνία Small- scale industry | Εμπόριο Trade | Λοιπά Other | |
| | | | | | Σύνολο Total | Βραχυπρό- θεσμα δάνεια Short-term loans | Μακροπρό- θεσμα δάνεια Long-term loans | | | | |
| 1990 (β) | 2.659.391 | 2.146.715 | 1.605.213 | 541.502 | 863.032 | 663.003 | 200.029 | 404.792 | 486.086 | 392.805 | 512.676 |
| 1991 (γ) | 2.862.803 | 2.443.015 | 1.849.827 | 593.188 | 924.751 | 715.684 | 209.067 | 417.678 | 607.097 | 493.489 | 419.788 |
| 1992 (δ) | 3.277.024 | 2.867.997 | 2.256.382 | 611.615 | 996.563 | 800.244 | 196.319 | 445.237 | 790.976 | 635.221 | 409.027 |
| 1993 | 3.836.469 | 3.362.789 | 2.693.099 | 669.690 | 1.100.304 | 914.165 | 186.139 | 456.129 | 995.478 | 810.878 | 473.680 |
| 1994 (ε) | 4.483.443 | 3.957.938 | 3.229.538 | 728.400 | 1.240.456 | 1.063.694 | 176.762 | 503.459 | 1.170.149 | 1.043.874 | 525.505 |
| 1995 | 5.739.117 | 5.150.115 | 4.137.360 | 1.012.755 | 1.511.818 | 1.297.510 | 214.308 | 593.787 | 1.499.098 | 1.545.412 | 589.002 |
| 1996 (στ) | 6.966.234 | 6.261.432 | 4.953.219 | 1.308.213 | 1.734.597 | 1.519.763 | 214.834 | 644.397 | 1.796.323 | 2.086.115 | 704.802 |
| 1997 (ζ) | 8.236.496 | 7.474.996 | 5.757.942 | 1.717.054 | 1.798.711 | 1.591.341 | 207.370 | 711.781 | 2.219.364 | 2.745.140 | 761.500 |
| 1998 | 10.749.752 | 9.846.409 | 6.707.698 | 3.138.711 | 1.712.678 | 1.502.922 | 209.756 | 792.719 | 2.856.513 | 4.484.499 | 903.343 |
| 1999 | 12.038.969 | 11.263.270 | 7.586.176 | 3.677.094 | 1.963.312 | 1.706.776 | 256.536 | 824.451 | 3.043.574 | 5.431.933 | 775.699 |
| 2000 | 15.759.734 | 14.863.823 | 10.014.306 | 4.849.517 | 2.382.194 | 2.084.068 | 298.126 | 840.700 | 4.076.474 | 7.564.455 | 895.911 |
| 2001 | 71,2 | 66,8 | 40,5 | 26,3 | 9,1 | 7,5 | 1,6 | 2,9 | 15,5 | 39,3 | 4,4 |
| 2000 Απρ. – Apr. | 13.004.141 | 12.268.545 | 8.366.916 | 3.901.629 | 2.010.619 | 1.737.185 | 273.434 | 835.563 | 3.467.199 | 5.955.164 | 735.596 |
| Μάιος – May | 13.219.345 | 12.487.560 | 8.492.197 | 3.995.363 | 2.031.528 | 1.762.242 | 269.286 | 816.814 | 3.509.464 | 6.129.754 | 731.785 |
| Ιούν. – June | 13.658.437 | 12.914.898 | 8.866.077 | 4.048.821 | 2.079.667 | 1.800.016 | 279.651 | 840.938 | 3.656.327 | 6.337.966 | 743.539 |
| Ιούλ. – July | 13.968.829 | 13.232.132 | 9.114.971 | 4.117.161 | 2.098.621 | 1.830.293 | 268.328 | 839.207 | 3.777.309 | 6.516.995 | 736.697 |
| Αύγ. – Aug. | 14.452.722 | 13.693.047 | 9.321.011 | 4.372.036 | 2.145.976 | 1.877.442 | 268.534 | 829.824 | 3.821.366 | 6.895.881 | 759.675 |
| Σεπτ. – Sept. | 15.013.961 | 14.226.053 | 9.742.820 | 4.483.233 | 2.258.035 | 1.986.118 | 271.917 | 850.829 | 4.001.204 | 7.115.985 | 787.908 |
| Οκτ. – Oct. | 15.279.284 | 14.475.119 | 9.798.420 | 4.676.699 | 2.285.534 | 2.002.049 | 283.485 | 829.941 | 4.028.572 | 7.331.072 | 804.165 |
| Νοέμ. – Nov. | 15.504.185 | 14.695.950 | 9.934.938 | 4.761.012 | 2.389.717 | 2.109.335 | 280.382 | 821.439 | 4.060.932 | 7.423.862 | 808.235 |
| Δεκ. – Dec. | 15.759.734 | 14.863.823 | 10.014.306 | 4.849.517 | 2.382.194 | 2.084.068 | 298.126 | 840.700 | 4.076.474 | 7.564.455 | 895.911 |
| 2001 Ιαν. – Jan. | 47,9 | 45,4 | 29,5 | 15,9 | 6,9 | 6,1 | 0,8 | 2,4 | 12,0 | 24,1 | 2,5 |
| Φεβρ. – Feb. | 48,6 | 46,2 | 29,9 | 16,3 | 7,1 | 6,2 | 0,9 | 2,4 | 12,0 | 24,7 | 2,4 |
| Μάρτ. – Mar. | 50,3 | 47,8 | 31,0 | 16,8 | 7,3 | 6,4 | 0,9 | 2,4 | 12,3 | 25,8 | 2,5 |
| Απρ. – Apr. | 50,8 | 48,3 | 31,1 | 17,2 | 7,1 | 6,2 | 0,9 | 2,4 | 12,3 | 26,5 | 2,5 |
| Μάιος – May | 52,4 | 50,0 | 32,0 | 18,0 | 7,3 | 6,4 | 0,9 | 2,5 | 12,7 | 27,5 | 2,4 |
| Ιούν. – June | 53,9 | 51,5 | 32,7 | 18,8 | 7,3 | 6,4 | 0,9 | 2,6 | 13,2 | 28,4 | 2,4 |
| Ιούλ. – July | 63,9 | 60,8 | 37,8 | 23,0 | 9,4 | 8,1 | 1,3 | 2,7 | 14,0 | 34,7 | 3,1 |
| Αύγ. – Aug. | 64,6 | 61,3 | 37,6 | 23,7 | 9,4 | 8,0 | 1,4 | 2,7 | 14,0 | 35,2 | 3,3 |
| Σεπτ. – Sept. | 65,9 | 62,8 | 38,6 | 24,2 | 9,6 | 8,2 | 1,4 | 2,7 | 14,5 | 36,0 | 3,1 |
| Οκτ. – Oct. | 66,3 | 63,5 | 38,8 | 24,7 | 9,4 | 8,0 | 1,4 | 2,7 | 14,5 | 36,9 | 2,8 |
| Νοέμ. – Nov. | 68,6 | 65,1 | 39,9 | 25,2 | 9,4 | 8,0 | 1,4 | 2,7 | 14,8 | 38,2 | 3,5 |
| Δεκ. – Dec. | 71,2 | 66,8 | 40,5 | 26,3 | 9,1 | 7,5 | 1,6 | 2,9 | 15,5 | 39,3 | 4,4 |
| 2002 Ιαν. – Jan. | 71,1 | 66,7 | 39,9 | 26,8 | 9,0 | 7,4 | 1,6 | 2,8 | 15,2 | 39,7 | 4,4 |
| Φεβρ. – Feb. | 72,4 | 67,9 | 41,0 | 26,9 | 9,3 | 7,6 | 1,7 | 2,8 | 15,8 | 40,0 | 4,5 |
| Μάρτ. – Mar. | 73,4 | 68,9 | 41,4 | 27,5 | 9,7 | 7,9 | 1,8 | 2,9 | 15,8 | 40,5 | 4,5 |
| Απρ. – Apr. | 73,1 | 69,6 | 41,2 | 28,4 | 9,3 | 7,6 | 1,7 | 2,8 | 15,9 | 41,6 | 3,5 |
| Μάιος – May | 74,2 | 70,7 | 42,0 | 28,7 | 9,4 | 7,7 | 1,7 | 2,9 | 16,1 | 42,3 | 3,5 |
| Ιούν. – June | 75,9 | 72,5 | 43,2 | 29,3 | 9,7 | 7,9 | 1,8 | 3,0 | 16,5 | 43,3 | 3,4 |
| Ιούλ. – July | 77,1 | 73,8 | 43,5 | 30,3 | 10,1 | 8,2 | 1,9 | 2,9 | 16,6 | 44,2 | 3,3 |
| Αύγ. – Aug.* | 77,8 | 74,4 | 43,6 | 30,8 | 10,0 | 8,1 | 1,9 | 2,9 | 16,6 | 44,9 | 3,4 |
| Σεπτ. – Sept. | ... | ... | ... | ... | ... | ... | ... | ... | ... | ... | ... |

(1) Από το Δεκέμβριο 1994 περιλαμβάνονται και οι συνεταιριστικές τράπεζες.

(2) Βλ. υποσημείωση (1)(2) στον πίνακα 17, σελ. 33.

(3) Βλ. υποσημείωση (β) στον πίνακα 18, σελ. 34.

(α) Βλ. υποσημείωση (β) στον πίνακα 17, σελ. 33.

(β) Βλ. υποσημείωση (γ) στον πίνακα 17, σελ. 33.

(γ) Βλ. υποσημείωση (δ) στον πίνακα 17, σελ. 33.

(δ) Βλ. υποσημείωση (ε) στον πίνακα 17, σελ. 33.

(ε) Βλ. υποσημείωση (ζ) στον πίνακα 17, σελ. 33.

(στ) Βλ. υποσημείωση (η) στον πίνακα 17, σελ. 33.

(ζ) Βλ. υποσημείωση (θ) στον πίνακα 17, σελ. 33.

* Προσωρινά στοιχεία.

(1) From December 1994 including cooperative banks.

(2) See footnote (1)(2) table 17, p. 33.

(3) See footnote (β) table 18, p. 34.

(α) See footnote (β) table 17, p. 33.

(β) See footnote (γ) table 17, p. 33.

(γ) See footnote (δ) table 17, p. 33.

(δ) See footnote (ε) table 17, p. 33.

(ε) See footnote (ζ) table 17, p. 33.

(στ) See footnote (η) table 17, p. 33.

(ζ) See footnote (θ) table 17, p. 33.

* Provisional data.

26. Χρηματοδότηση από τους ειδικούς πιστωτικούς οργανισμούς κατά κλάδο δραστηριότητας (α)(1)(2)
Specialised credit institutions' credit by sector of economic activity (α)(1)(2)

Υπόλοιπα στο τέλος της περιόδου – Outstanding balance at the end of period

Εκατομμύρια δραχμές

Million drachmas

| Τέλος έτους ή μηνός End of year or month | Γενικό Σύνολο Grand Total | Ιδιωτικός τομέας Private sector | | | | | | | | Δημόσιος τομέας Public sector (β) |
|---|------------------------------------|------------------------------------|---|--|---------------------------------|----------------------------------|------------------|---------------------|----------------|---|
| | | Σύνολο Total | Ανάλυση κατά διάρκεια By maturity | | Ανάλυση κατά κλάδο By sector | | | | | |
| | | | Βραχυπρό- θεσμα δάνεια Short-term loans | Μακροπρό- θεσμα δάνεια Long-term loans | Γεωργία Agricul- ture | Μεταποίηση Manufac- turing | Εμπόριο Trade | Οικισμός Housing | Λοιπά Other | |
| 1990 (γ) | 3.266.522 | 2.310.337 | 802.941 | 1.507.396 | 917.284 | 496.746 | 13.576 | 666.267 | 216.464 | 956.185 |
| 1991 (δ) | 3.579.768 | 2.691.712 | 1.023.375 | 1.668.337 | 1.030.649 | 660.103 | 15.631 | 729.635 | 255.694 | 888.056 |
| 1992 (ε) | 3.887.459 | 2.960.170 | 1.134.421 | 1.825.749 | 1.119.697 | 758.233 | 34.971 | 794.626 | 252.643 | 927.289 |
| 1993 (στ) | 3.721.722 | 2.646.154 | 719.923 | 1.926.231 | 838.693 | 634.840 | 47.397 | 846.506 | 278.718 | 1.075.568 |
| 1994 (ζ) | 3.804.029 | 2.866.752 | 774.445 | 2.092.307 | 895.933 | 694.009 | 61.661 | 909.943 | 305.206 | 937.277 |
| 1995 | 4.282.086 | 3.177.880 | 856.726 | 2.321.154 | 1.023.488 | 683.306 | 85.741 | 1.056.137 | 329.208 | 1.104.206 |
| 1996 (η) | 4.393.350 | 3.414.664 | 950.553 | 2.464.111 | 1.078.534 | 649.890 | 94.059 | 1.255.000 | 337.181 | 978.686 |
| 1997 (θ) | 4.636.246 | 3.670.787 | 979.152 | 2.691.635 | 1.105.021 | 674.902 | 97.491 | 1.454.610 | 338.763 | 965.459 |
| 1998 | 4.058.623 | 2.971.301 | 1.043.388 | 1.927.913 | 1.106.470 | 694.615 | 114.937 | 779.107 | 276.172 | 1.087.322 |
| 1999 | 4.575.482 | 3.373.378 | 1.224.451 | 2.148.927 | 1.192.161 | 783.819 | 97.542 | 956.828 | 343.028 | 1.202.104 |
| 2000 | 5.161.173 | 3.946.582 | 1.358.534 | 2.588.048 | 1.273.630 | 806.016 | 140.045 | 1.214.574 | 512.317 | 1.214.591 |
| 2001 | 6,1 | 4,4 | 0,1 | 4,3 | ... | 0,6 | ... | 3,2 | 0,6 | 1,7 |
| 2000 Απρ. – Apr. | 4.245.971 | 3.448.003 | 1.240.572 | 2.207.431 | 1.168.469 | 726.334 | 115.775 | 1.028.354 | 409.071 | 797.968 |
| Μάιος – May | 4.297.974 | 3.502.696 | 1.259.595 | 2.243.101 | 1.181.467 | 724.826 | 123.984 | 1.050.667 | 421.752 | 795.278 |
| Ιούν. – June | 4.377.077 | 3.557.792 | 1.291.037 | 2.266.755 | 1.192.123 | 718.292 | 124.645 | 1.092.444 | 430.288 | 819.285 |
| Ιούλ. – July | 4.428.150 | 3.622.046 | 1.301.726 | 2.320.320 | 1.207.619 | 723.910 | 126.873 | 1.122.046 | 441.598 | 806.104 |
| Αύγ. – Aug. | 4.496.286 | 3.647.376 | 1.314.054 | 2.333.322 | 1.218.122 | 732.668 | 121.360 | 1.123.253 | 451.973 | 848.910 |
| Σεπτ. – Sept. | 4.571.769 | 3.705.817 | 1.342.951 | 2.362.866 | 1.219.311 | 739.010 | 129.537 | 1.144.820 | 473.139 | 865.952 |
| Οκτ. – Oct. | 4.698.192 | 3.815.771 | 1.391.927 | 2.423.844 | 1.275.953 | 751.320 | 133.691 | 1.168.846 | 485.961 | 882.421 |
| Νοέμ. – Nov. | 4.831.879 | 3.879.990 | 1.333.888 | 2.546.102 | 1.246.088 | 797.637 | 139.871 | 1.192.238 | 504.156 | 951.889 |
| Δεκ. – Dec. | 5.161.173 | 3.946.582 | 1.358.534 | 2.588.048 | 1.273.630 | 806.016 | 140.045 | 1.214.574 | 512.317 | 1.214.591 |
| 2001 Ιαν. – Jan. | 15,1 | 11,5 | 3,9 | 7,6 | 3,6 | 2,3 | 0,4 | 3,7 | 1,5 | 3,6 |
| Φεβρ. – Feb. | 14,6 | 11,6 | 3,9 | 7,7 | 3,6 | 2,3 | 0,4 | 3,7 | 1,6 | 3,0 |
| Μάρτ. – Mar. | 14,4 | 11,8 | 3,9 | 7,9 | 3,7 | 2,3 | 0,4 | 3,8 | 1,6 | 2,6 |
| Απρ. – Apr. | 14,5 | 11,9 | 4,0 | 7,9 | 3,7 | 2,3 | 0,4 | 3,8 | 1,7 | 2,6 |
| Μάιος – May | 14,9 | 12,3 | 4,4 | 7,9 | 3,7 | 2,4 | 0,9 | 4,0 | 1,3 | 2,6 |
| Ιούν. – June | 15,2 | 12,6 | 4,5 | 8,1 | 3,6 | 2,5 | 0,9 | 4,1 | 1,5 | 2,6 |
| Ιούλ. – July | 5,8 | 4,1 | 0,1 | 4,0 | ... | 0,6 | ... | 2,9 | 0,6 | 1,7 |
| Αύγ. – Aug. | 5,9 | 4,1 | 0,1 | 4,0 | ... | 0,5 | ... | 3,0 | 0,6 | 1,8 |
| Σεπτ. – Sept. | 5,9 | 4,1 | 0,1 | 4,0 | ... | 0,5 | ... | 3,0 | 0,6 | 1,8 |
| Οκτ. – Oct. | 6,0 | 4,2 | 0,1 | 4,1 | ... | 0,5 | ... | 3,1 | 0,6 | 1,8 |
| Νοέμ. – Nov. | 6,0 | 4,3 | 0,1 | 4,2 | ... | 0,6 | ... | 3,1 | 0,6 | 1,7 |
| Δεκ. – Dec. | 6,1 | 4,4 | 0,1 | 4,3 | ... | 0,6 | ... | 3,2 | 0,6 | 1,7 |
| 2002 Ιαν. – Jan. | 6,2 | 4,5 | 0,1 | 4,4 | ... | 0,6 | ... | 3,3 | 0,6 | 1,7 |
| Φεβρ. – Feb. | 6,2 | 4,5 | 0,1 | 4,4 | ... | 0,6 | ... | 3,3 | 0,6 | 1,7 |
| Μάρτ. – Mar. | 6,2 | 4,5 | 0,1 | 4,4 | ... | 0,6 | ... | 3,3 | 0,6 | 1,7 |
| Απρ. – Apr. | 6,2 | 4,5 | 0,1 | 4,4 | ... | 0,6 | ... | 3,3 | 0,6 | 1,7 |
| Μάιος – May | 6,2 | 4,5 | 0,1 | 4,4 | ... | 0,6 | ... | 3,4 | 0,5 | 1,7 |
| Ιούν. – June | 6,4 | 4,8 | 0,1 | 4,7 | ... | 0,6 | ... | 3,5 | 0,7 | 1,6 |
| Ιούλ. – July | 6,5 | 4,9 | 0,1 | 4,8 | ... | 0,6 | ... | 3,5 | 0,8 | 1,6 |
| Αύγ. – Aug.* | 6,6 | 5,0 | 0,1 | 4,9 | ... | 0,7 | ... | 3,5 | 0,8 | 1,6 |
| Σεπτ. – Sept. | ... | ... | ... | ... | ... | ... | ... | ... | ... | ... |

(1) Βλ. υποσημείωση (1)(2) στον πίνακα 17, σελ. 33.
 (2) Βλ. υποσημείωση (β) στον πίνακα 18, σελ. 34.
 (α) Περιλαμβάνονται και οι πιστώσεις της ΤΕ απευθείας προς την οικονομία.
 (β) Βλ. υποσημείωση (β) στον πίνακα 17, σελ. 33.
 (γ) Βλ. υποσημείωση (γ) στον πίνακα 17, σελ. 33.
 (δ) Βλ. υποσημείωση (δ) στον πίνακα 17, σελ. 33.
 (ε) Βλ. υποσημείωση (ε) στον πίνακα 17, σελ. 33.
 (στ) Βλ. υποσημείωση (στ) στον πίνακα 17, σελ. 33.
 (ζ) Βλ. υποσημείωση (ζ) στον πίνακα 17, σελ. 33.
 (η) Βλ. υποσημείωση (η) στον πίνακα 17, σελ. 33.
 (θ) Βλ. υποσημείωση (θ) στον πίνακα 17, σελ. 33.
 * Προσωρινά στοιχεία.

(1) See footnote (1)(2) table 17, p. 33.
 (2) See footnote (β) table 18, p. 34.
 (α) Including Bank of Greece credit directly to the economy.
 (β) See footnote (β) table 17, p. 33.
 (γ) See footnote (γ) table 17, p. 33.
 (δ) See footnote (δ) table 17, p. 33.
 (ε) See footnote (ε) table 17, p. 33.
 (στ) See footnote (στ) table 17, p. 33.
 (ζ) See footnote (ζ) table 17, p. 33.
 (η) See footnote (η) table 17, p. 33.
 (θ) See footnote (θ) table 17, p. 33.
 * Provisional data.

27. Μέσα τραπεζικά επιτόκια σε δραχμές

Average bank interest rates in drachmas

Σε ποσοστό %

Per cent per annum

| Περίοδος Period | Επιτόκια Καταθέσεων Deposits interest rates | | | | Επιτόκια Χορηγήσεων Lending interest rates | | | | |
|-------------------------|--|--|--|--|---|--|---|--|---|
| | Όψεως Sight deposits | Ταμειυτηρίου Saving deposits | | Προθεσμίας διάκειας 12 μηνών 12-month time deposits | Βραχυπρόθεσμων Short-term | | Μακροπρόθεσμων Long-term | | Βιοτεχνία από το "Ειδικό Κεφάλαιο" Small-scale industry from special funds |
| | | Εμπορικές Τράπεζες Commercial banks | Ταχυδρομικό Ταμειυτήριο Postal savings bank | | Προς Επιχειρήσεις To Enterprises (1) | Προς Νοικοκυριά To Households (2) | Προς Επιχειρήσεις To Enterprises (1) | Προς Νοικοκυριά To Households (3) | |
| 1995 | 5,8 | 13,7 | 15,1 | 15,9 | 23,1 | – | 22,1 | – | 15,8 |
| 1996 | 5,9 | 11,9 | 13,7 | 13,5 | 20,9 | – | 18,9 | – | 13,1 |
| 1997 | 5,4 | 9,2 | 10,4 | 10,2 | 18,9 | – | 16,8 | – | 10,3 |
| 1998 | 5,3 | 9 | 10 | 10,7 | 18,6 | – | 16,6 | – | 11,5 |
| 1999 | 3,4 | 8 | 9,5 | 8,7 | 15,0 | 20,4 | 13,5 | 12,6 | 8,9 |
| 2000 | 2,7 | 5,7 | 7,0 | 6,1 | 12,3 | 17,0 | 11,5 | 9,8 | 6,1 |
| 2001 | 1,5 | 2,4 | 3,8 | 3,3 | 8,6 | 13,4 | 8,7 | 6,5 | 4,1 |
| 1999 Οκτ. – Oct. | 3,3 | 8 | 9,5 | 8,4 | 15,0 | 20,6 | 13,3 | 12,6 | 9,1 |
| Νοέμ. – Nov. | 3,3 | 8 | 9,5 | 8,4 | 15,2 | 20,5 | 13,7 | 12,5 | 8,9 |
| Δεκ. – Dec. | 3,6 | 7,9 | 9,5 | 8,1 | 14,6 | 20,3 | 13,2 | 12,4 | 8,3 |
| 2000 Ιαν. – Jan. | 3,4 | 7,5 | 8,5 | 7,7 | 14,1 | 19,9 | 13,0 | 11,7 | 7,5 |
| Φεβρ. – Feb. | 3,4 | 7 | 8,5 | 7 | 13,7 | 19,7 | 12,5 | 11,1 | 6,7 |
| Μάρτ. – Mar. | 3 | 6,6 | 8,5 | 6,6 | 13,5 | 19,2 | 13,0 | 10,7 | 6,6 |
| Απρ. – Apr. | 3 | 6,3 | 8,5 | 6,3 | 12,8 | 18,5 | 12,1 | 10,2 | 6,4 |
| Μάιος – May | 3 | 6 | 7,5 | 6,2 | 12,6 | 17,9 | 11,4 | 9,9 | 6,4 |
| Ιούν. – June | 2,5 | 5,9 | 7,5 | 6,2 | 12,5 | 17,8 | 11,6 | 9,7 | 6,4 |
| Ιούλ. – July | 2,4 | 5,5 | 6,5 | 6 | 12,2 | 15,9 | 11,3 | 9,5 | 6,2 |
| Αύγ. – Aug. | 2,4 | 5,4 | 6,5 | 6 | 12,1 | 15,5 | 11,3 | 9,4 | 6,3 |
| Σεπτ. – Sept. | 2,5 | 5 | 5,5 | 5,8 | 11,8 | 15,1 | 11,4 | 9,1 | 5,6 |
| Οκτ. – Oct. | 2,5 | 4,8 | 5,5 | 5,6 | 11,3 | 15,0 | 10,5 | 8,9 | 5,5 |
| Νοέμ. – Nov. | 2,5 | 4,6 | 5,5 | 5,4 | 11,1 | 14,9 | 10,3 | 8,7 | 5,3 |
| Δεκ. – Dec. | 2,2 | 3,8 | 5,5 | 4,8 | 10,1 | 14,7 | 9,8 | 8,2 | 4,6 |
| 2001 Ιαν. – Jan. | 1,7 | 2,9 | 5,5 | 3,8 | 9,4 | 14,4 | 9,1 | 7,3 | 4,6 |
| Φεβρ. – Feb. | 1,6 | 2,7 | 5,5 | 3,7 | 9,1 | 14,3 | 9,3 | 6,9 | 4,6 |
| Μάρτ. – Mar. | 1,6 | 2,7 | 4,3 | 3,7 | 8,8 | 13,9 | 9,0 | 6,7 | 4,5 |
| Απρ. – Apr. | 1,7 | 2,7 | 4,3 | 3,6 | 8,9 | 13,8 | 9,1 | 6,6 | 4,5 |
| Μάιος – May | 1,5 | 2,6 | 3,8 | 3,6 | 8,9 | 13,5 | 9,0 | 6,6 | 4,5 |
| Ιούν. – June | 1,5 | 2,5 | 3,8 | 3,6 | 8,7 | 13,3 | 8,7 | 6,5 | 4,3 |
| Ιούλ. – July | 1,4 | 2,5 | 3,8 | 3,6 | 8,6 | 13,0 | 8,6 | 6,5 | 4,3 |
| Αύγ. – Aug. | 1,5 | 2,5 | 3,8 | 3,5 | 8,6 | 12,9 | 8,7 | 6,5 | 4,1 |
| Σεπτ. – Sept. | 1,3 | 2,3 | 3 | 3,1 | 8,4 | 13,1 | 8,4 | 6,4 | 3,8 |
| Οκτ. – Oct. | 1,1 | 1,9 | 3 | 2,7 | 8,1 | 12,8 | 8,3 | 6,0 | 3,4 |
| Νοέμ. – Nov. | 1,3 | 1,9 | 2,6 | 2,5 | 7,9 | 12,7 | 8,0 | 5,8 | 3,2 |
| Δεκ. – Dec. | 1,2 | 1,7 | 2,6 | 2,4 | 7,8 | 12,7 | 7,7 | 5,8 | 3,3 |
| 2002 Ιαν. – Jan. | 0,9 | 1,7 | 2,6 | 2,6 | 7,7 | 12,7 | 7,4 | 5,8 | 3,5 |
| Φεβρ. – Feb. | 0,8 | 1,7 | 2,6 | 2,6 | 7,7 | 12,9 | 7,8 | 5,8 | 3,6 |
| Μάρτ. – Mar. | 0,8 | 1,7 | 2,6 | 2,7 | 7,6 | 12,8 | 7,6 | 5,8 | 3,8 |
| Απρ. – Apr. | 0,8 | 1,7 | 2,6 | 2,8 | 7,6 | 12,7 | 7,7 | 5,8 | 3,9 |
| Μάιος – May | 0,8 | 1,6 | 2,6 | 2,9 | 7,5 | 12,7 | 7,8 | 5,7 | 4,0 |
| Ιούν. – June | 0,8 | 1,5 | 2,6 | 2,8 | 7,4 | 12,7 | 7,6 | 5,8 | 3,9 |
| Ιούλ. – July | 0,7 | 1,4 | 2,6 | 2,7 | 7,3 | 12,6 | 7,4 | 5,7 | 3,7 |
| Αύγ. – Aug.* | 0,9 | 1,4 | 2,6 | 2,6 | 7,2 | 12,5 | 7,5 | 5,6 | 3,4 |
| Σεπτ. – Sept. | ... | ... | ... | ... | ... | ... | ... | ... | ... |

(1) Μέχρι το Δεκέμβριο του 1998, το μέσο επιτόκιο αφορούσε όλες τις κατηγορίες βραχυπρόθεσμων ή μακροπρόθεσμων χορηγήσεων, προς τις επιχειρήσεις και τα νοικοκυριά.

(2) Μέσο επιτόκιο όλων των κατηγοριών καταναλωτικών δανείων.

(3) Μέσο κυμαινόμενο επιτόκιο στεγαστικών δανείων διάρκειας πάνω από 5 έτη.

* Προσωρινά στοιχεία.

(1) Up to December 1998, the average rate regarded all short or long-term credit categories to the enterprises and the households.

(2) Average interest rate of all categories of consumer loans.

(3) Average floating rate of housing loans maturing in over 5 years.

* Provisional data.

**28. Κίνηση Γραφείων Συμφηφισμού
Clearing Houses Settlements**

| Έτος ή μήνας | Επιταγές που παρουσιάστηκαν για συμφηφισμό Cheques presented for clearing | | | Αξία επι- ταγών που συμφηφί- στηκαν (δισεκ. δρχ.) Value of cheques cleared (bn drs/bn euro)(1) | Υπόλοιπο που διακα- νονίστηκε μέσω ΤΕ (δισεκ. δρχ.) Balance settled through Bank of Greece (bn drs/bn euro)(1) | Επιταγές που παρουσιάστηκαν για συμφηφισμό Cheques presented for clearing | | | Αξία επι- ταγών που συμφηφί- στηκαν (δισεκ. δρχ.) Value of cheques cleared (bn drs/bn euro)(1) | Υπόλοιπο που διακα- νονίστηκε μέσω ΤΕ (δισεκ. δρχ.) Balance settled through Bank of Greece (bn drs/bn euro)(1) | |
|---|---|--|--|--|--|---|--|--|--|--|--|
| | Αριθμός (χιλιάδες) Number (thousand) | Αξία (δισεκ. δρχ.) (δισεκ. ευρώ) (1) Value (bn drs/bn euro)(1) | Μέση αξία επιταγής (χιλ. δρχ) (χιλ. ευρώ) (1) Average value (thous. drs/thous. euro)(1) | | | Αριθμός (χιλιάδες) Number (thousand) | Αξία (δισεκ. δρχ.) (δισεκ. ευρώ) (1) Value (bn drs/bn euro)(1) | Μέση αξία επιταγής (χιλ. δρχ) (χιλ. ευρώ) (1) Average value (thous. drs/thous. euro)(1) | | | |
| Όλα τα γραφεία Συμφηφισμού All Clearing Houses | | | | | | Γραφείο Συμφηφισμού Αθηνών Athens Clearing House | | | | | |
| 1990 | 12.168,7 | 14.339,1 | 1.178,3 | 9.180,1 | 5.159,0 | 5.457,4 | 10.432,3 | 1.911,5 | 7.026,8 | 3.405,5 | |
| 1991 | 11.916,5 | 17.720,2 | 1.487,0 | 11.430,5 | 6.289,7 | 5.750,8 | 13.096,5 | 2.277,3 | 8.837,7 | 4.258,8 | |
| 1992 | 12.534,8 | 22.835,2 | 1.821,7 | 14.758,5 | 8.076,7 | 6.160,3 | 17.084,0 | 2.773,2 | 11.487,4 | 5.596,6 | |
| 1993 | 13.404,8 | 31.475,0 | 2.348,0 | 20.599,0 | 10.876,0 | 6.004,3 | 23.723,8 | 3.951,1 | 16.285,3 | 7.438,5 | |
| 1994 | 12.780,9 | 41.194,0 | 3.233,1 | 27.790,9 | 13.403,1 | 5.946,6 | 32.892,2 | 5.531,3 | 22.604,1 | 10.288,1 | |
| 1995 | 9.717,8 | 40.344,4 | 4.151,5 | 26.722,7 | 13.621,7 | 4.223,2 | 32.043,6 | 7.587,5 | 21.670,5 | 10.373,1 | |
| 1996 | 8.091,0 | 48.851,7 | 6.037,7 | 31.055,9 | 17.795,8 | 3.178,1 | 39.772,3 | 12.514,4 | 26.531,3 | 13.241,0 | |
| 1997 | 6.958,1 | 57.782,4 | 8.304,3 | 35.323,6 | 22.458,8 | 2.622,8 | 47.516,1 | 18.116,5 | 30.852,7 | 16.663,3 | |
| 1998 | 5.922,1 | 66.447,6 | 11.220,3 | 41.487,6 | 24.959,9 | 2.722,8 | 55.364,7 | 20.333,7 | 36.915,1 | 18.449,6 | |
| 1999 | 5.362,3 | 89.296,1 | 16.652,5 | 58.287,7 | 30.958,1 | 3.395,2 | 78.177,6 | 23.025,9 | 56.150,8 | 22.026,8 | |
| 2000 | 5.187,8 | 82.615,7 | 15.925,0 | 52.286,5 | 30.329,2 | 3.326,6 | 71.967,5 | 21.634,0 | 48.312,2 | 23.655,3 | |
| 2001 | 5.115,2 | 195,3 | 38,2 | 123,7 | 71,6 | 3.155,0 | 163,5 | 51,8 | 112,4 | 51,1 | |
| 2001 Ιαν. | 480,0 | 18,4 | 38,3 | 10,7 | 7,7 | 294,9 | 15,7 | 53,2 | 9,8 | 5,9 | |
| Φεβρ. | 340,8 | 14,0 | 41,0 | 8,9 | 5,1 | 212,5 | 11,9 | 56,0 | 8,1 | 3,8 | |
| Μάρτ. | 423,5 | 16,6 | 39,1 | 11,0 | 5,6 | 262,1 | 14,2 | 54,1 | 10,0 | 4,2 | |
| Απρ. | 354,2 | 15,0 | 42,3 | 9,8 | 5,2 | 219,6 | 12,4 | 56,4 | 8,9 | 3,5 | |
| Μάιος | 464,4 | 17,0 | 36,6 | 10,5 | 6,5 | 286,9 | 14,4 | 50,1 | 9,6 | 4,8 | |
| Ιούν. | 361,6 | 16,0 | 44,2 | 10,8 | 5,2 | 223,2 | 13,6 | 60,9 | 9,9 | 3,7 | |
| Ιούλ. | 521,1 | 16,9 | 32,4 | 10,8 | 6,1 | 326,5 | 14,0 | 42,9 | 9,9 | 4,2 | |
| Αύγ. | 496,6 | 15,6 | 31,4 | 9,1 | 6,5 | 314,7 | 13,2 | 42,0 | 8,2 | 4,9 | |
| Σεπτ. | 450,1 | 14,3 | 31,7 | 8,8 | 5,5 | 278,3 | 11,7 | 42,0 | 8,0 | 3,7 | |
| Οκτ. | 428,1 | 15,2 | 35,5 | 9,8 | 5,4 | 263,8 | 12,5 | 47,4 | 8,8 | 3,7 | |
| Νοέμ. | 400,4 | 16,9 | 42,2 | 10,2 | 6,7 | 236,7 | 13,8 | 58,3 | 9,2 | 4,6 | |
| Δεκ. | 394,4 | 19,4 | 49,2 | 13,3 | 6,1 | 235,8 | 16,1 | 68,3 | 12,0 | 4,1 | |
| 2002 Ιαν. | 516,6 | 17,8 | 34,5 | 11,3 | 6,5 | 310,4 | 13,5 | 43,5 | 8,9 | 4,6 | |
| Φεβρ. | 327,0 | 12,5 | 38,2 | 8,5 | 4,0 | 205,7 | 10,4 | 50,6 | 7,7 | 2,7 | |
| Μάρτ. | 323,3 | 13,2 | 40,8 | 8,4 | 4,8 | 201,2 | 11,2 | 55,7 | 7,8 | 3,4 | |
| Απρ. | 383,3 | 15,6 | 40,7 | 10,5 | 5,1 | 236,2 | 13,0 | 55,0 | 9,5 | 3,5 | |
| Μάιος | 414,3 | 15,8 | 38,1 | 9,7 | 6,1 | 241,5 | 12,8 | 53,0 | 8,7 | 4,1 | |
| Ιούν. | 300,1 | 14,7 | 48,9 | 9,9 | 4,8 | 184,6 | 12,6 | 68,2 | 9,2 | 3,4 | |
| Ιούλ. | 451,8 | 17,5 | 38,7 | 11,5 | 6,0 | 271,4 | 14,5 | 53,4 | 10,5 | 4,0 | |
| Αύγ. | 306,8 | 13,8 | 45,0 | 8,3 | 5,5 | 173,8 | 11,0 | 63,3 | 7,5 | 3,5 | |
| Σεπτ. | 374,6 | 13,7 | 36,6 | 8,9 | 4,8 | 214,5 | 11,3 | 52,7 | 8,0 | 3,3 | |
| Οκτ. | 340,7 | 14,4 | 42,3 | 9,8 | 4,6 | 199,1 | 11,9 | 59,8 | 8,9 | 3,0 | |
| Νοέμ. | 322,8 | 18,1 | 56,1 | 13,0 | 5,1 | 183,3 | 15,7 | 85,6 | 12,1 | 3,6 | |
| Δεκ. | 369,0 | 20,6 | 55,8 | 14,5 | 6,1 | 211,4 | 17,6 | 83,3 | 13,3 | 4,3 | |

(1) Μέχρι το τέλος του 2000 σε δρχ., από το 2001 σε ευρώ.

28. Κίνηση Γραφείων Συμφηφισμού (συνέχεια)
Clearing Houses Settlements (continued)

| Επιταγές που παρουσιάστηκαν για συμφηφισμό Cheques presented for clearing | | | Αξία επιταγών που συμφηφίστηκαν (δισεκ. δρχ.) Value of cheques cleared (bn drs/bn euro)(1) | Υπόλοιπο που διακα- νονίστηκε μέσω ΤΕ (δισεκ. δρχ.) Balance settled through Bank of Greece (bn drs/bn euro)(1) | Επιταγές που παρουσιάστηκαν για συμφηφισμό Cheques presented for clearing | | | Αξία επιταγών που συμφηφίστηκαν (δισεκ. δρχ.) Value of cheques cleared (bn drs/bn euro)(1) | Υπόλοιπο που διακα- νονίστηκε μέσω ΤΕ (δισεκ. δρχ.) Balance settled through Bank of Greece (bn drs/bn euro)(1) | Year or month |
|--|---|--|---|--|--|---|--|---|--|---------------------|
| Αριθμός (χιλιάδες) Number (thousand) | Αξία (δισεκ. δρχ.) (δισεκ. ευρώ) (1) Value (bn drs/bn euro)(1) | Μέση αξία επιταγής (χιλ. δρχ) (χιλ. ευρώ) (1) Average value (thous. drs/thous. euro)(1) | | | Αριθμός (χιλιάδες) Number (thousand) | Αξία (δισεκ. δρχ.) (δισεκ. ευρώ) (1) Value (bn drs/bn euro)(1) | Μέση αξία επιταγής (χιλ. δρχ) (χιλ. ευρώ) (1) Average value (thous. drs/thous. euro)(1) | | | |
| Γραφείο Συμφηφισμού Πειραιά Praeus Clearing House | | | | | Γραφείο Συμφηφισμού Θεσσαλονίκης Thessaloniki Clearing House | | | | | |
| 1.081,2 | 1.095,4 | 1.013,1 | 625,5 | 469,9 | 1.244,9 | 1.113,0 | 894,0 | 656,0 | 457,0 | 1990 |
| 905,3 | 1.124,3 | 1.241,9 | 661,0 | 463,3 | 1.195,7 | 1.387,1 | 1.160,1 | 871,5 | 515,6 | 1991 |
| 984,1 | 1.402,8 | 1.425,8 | 892,3 | 510,5 | 1.238,7 | 1.741,1 | 1.405,6 | 1.081,2 | 659,9 | 1992 |
| 1.168,0 | 1.930,6 | 1.693,0 | 1.354,9 | 575,7 | 1.148,3 | 1.968,4 | 1.714,1 | 1.172,9 | 795,5 | 1993 |
| 899,6 | 1.897,7 | 2.109,5 | 1.351,4 | 546,3 | 1.124,1 | 2.421,3 | 2.154,0 | 1.720,5 | 700,8 | 1994 |
| 783,7 | 2.089,7 | 2.666,4 | 1.381,9 | 707,8 | 1.022,0 | 2.696,6 | 2.638,5 | 1.910,9 | 785,7 | 1995 |
| 645,7 | 2.341,1 | 3.625,6 | 1.077,4 | 1.263,7 | 916,1 | 3.039,9 | 3.318,3 | 1.870,6 | 1.169,3 | 1996 |
| 545,9 | 2.557,0 | 4.684,0 | 1.015,8 | 1.541,3 | 800,4 | 3.696,9 | 4.618,8 | 2.043,3 | 1.653,6 | 1997 |
| 498,1 | 2.835,9 | 5.693,4 | 1.102,3 | 1.733,7 | 589,2 | 3.601,8 | 6.113,0 | 1.898,5 | 1.703,2 | 1998 |
| 414,7 | 2.665,0 | 6.426,3 | 813,9 | 1.851,0 | 512,0 | 3.650,5 | 7.129,8 | 2.001,3 | 1.648,9 | 1999 |
| 363,3 | 2.546,6 | 7.009,6 | 656,3 | 1.890,3 | 495,6 | 3.535,2 | 7.133,2 | 1.809,3 | 1.725,9 | 2000 |
| 347,5 | 7,6 | 21,8 | 1,8 | 5,8 | 478,1 | 10,1 | 21,1 | 4,6 | 5,5 | 2001 |
| 33,0 | 0,7 | 21,2 | 0,2 | 0,5 | 48,0 | 0,8 | 16,6 | 0,4 | 0,4 | Jan. 2001 |
| 24,2 | 0,5 | 20,7 | 0,1 | 0,4 | 32,0 | 0,6 | 18,7 | 0,4 | 0,2 | Feb. |
| 32,6 | 0,6 | 18,4 | 0,1 | 0,5 | 41,7 | 0,8 | 19,1 | 0,4 | 0,4 | Mar. |
| 25,0 | 0,5 | 20,0 | 0,1 | 0,4 | 34,8 | 0,9 | 25,8 | 0,4 | 0,5 | Apr. |
| 36,0 | 0,7 | 19,4 | 0,2 | 0,5 | 43,8 | 0,8 | 18,2 | 0,4 | 0,4 | May |
| 25,7 | 0,6 | 23,3 | 0,2 | 0,4 | 32,0 | 0,7 | 21,8 | 0,4 | 0,3 | June |
| 35,0 | 0,7 | 20,0 | 0,2 | 0,6 | 47,9 | 1,0 | 20,9 | 0,4 | 0,6 | July |
| 27,5 | 0,6 | 21,8 | 0,1 | 0,5 | 46,6 | 0,6 | 12,9 | 0,3 | 0,3 | Aug. |
| 30,2 | 0,7 | 23,2 | 0,1 | 0,5 | 39,3 | 0,8 | 20,4 | 0,3 | 0,5 | Sept. |
| 27,5 | 0,8 | 29,0 | 0,2 | 0,6 | 37,0 | 0,7 | 18,9 | 0,3 | 0,4 | Oct. |
| 27,0 | 0,6 | 22,2 | 0,1 | 0,5 | 38,4 | 1,2 | 31,3 | 0,4 | 0,8 | Nov. |
| 23,8 | 0,6 | 25,2 | 0,2 | 0,4 | 36,6 | 1,2 | 32,8 | 0,5 | 0,7 | Dec. |
| 33,5 | 0,7 | 20,9 | 0,2 | 0,5 | 62,1 | 0,9 | 14,5 | 0,4 | 0,5 | Jan. 2002 |
| 20,5 | 0,6 | 29,3 | 0,1 | 0,5 | 29,5 | 0,6 | 20,3 | 0,3 | 0,3 | Feb. |
| 22,6 | 0,5 | 22,1 | 0,1 | 0,4 | 28,1 | 0,6 | 21,3 | 0,3 | 0,3 | Mar. |
| 24,1 | 0,6 | 24,9 | 0,1 | 0,5 | 35,5 | 0,7 | 19,7 | 0,4 | 0,3 | Apr. |
| 27,5 | 0,6 | 21,8 | 0,1 | 0,5 | 35,6 | 1,0 | 28,0 | 0,4 | 0,6 | May |
| 19,8 | 0,6 | 30,3 | 0,1 | 0,5 | 24,9 | 0,5 | 20,1 | 0,2 | 0,3 | June |
| 30,3 | 0,7 | 23,1 | 0,2 | 0,5 | 39,4 | 1,0 | 25,4 | 0,4 | 0,6 | July |
| 18,4 | 0,9 | 48,9 | 0,1 | 0,8 | 28,3 | 0,7 | 24,7 | 0,3 | 0,4 | Aug. |
| 25,0 | 0,6 | 24,0 | 0,1 | 0,5 | 33,3 | 0,7 | 21,0 | 0,3 | 0,4 | Sept. |
| 20,9 | 0,6 | 28,7 | 0,1 | 0,5 | 30,1 | 0,8 | 26,6 | 0,3 | 0,4 | Oct. |
| 22,8 | 0,6 | 26,3 | 0,1 | 0,5 | 29,0 | 0,6 | 20,7 | 0,3 | 0,3 | Nov. |
| 20,9 | 0,7 | 33,5 | 0,2 | 0,5 | 35,2 | 0,9 | 25,6 | 0,5 | 0,4 | Dec. |

(1) Up to the end of 2000 in drachmas, from 2001 in euros.

29. Ρυθμός μεταβολής προσφοράς χρήματος χωρών ΟΟΣΑ^{1,2}
Growth rate of money supply in OECD countries

| Τέλος έτους ή μήνα | Ζώνη ευρώ Euro area | Ην. Βασίλειο UK | Ελλάδα Greece | Σουηδία Sweden | Νορβηγία Norway | Ελβετία Switzerland | Αυστραλία Australia | ΗΠΑ USA | Ιαπωνία Japan | Καναδάς Canada | End of year or month |
|--------------------|------------------------|--------------------|------------------|-------------------|--------------------|------------------------|------------------------|------------|------------------|-------------------|----------------------|
| 1996 | 4,93 | 9,50 | 9,40 | 11,40 | 6,91 | 9,57 | 10,64 | 4,80 | 3,10 | 4,96 | 1996 |
| 1997 | 3,33 | 11,80 | 9,50 | 1,30 | 1,44 | 6,62 | 7,31 | 5,40 | 3,90 | 8,59 | 1997 |
| 1998 | 4,60 | 8,10 | 9,80 | 2,10 | 2,80 | 5,09 | 8,37 | 8,70 | 4,40 | 0,07 | 1998 |
| 1999 | 6,20 | 4,00 | 5,50 | 9,90 | -8,86 | 14,66 | 12,55 | 6,00 | 2,60 | 2,73 | 1999 |
| 2000 | 5,10 | 8,20 | 10,40 | 2,10 | 12,79 | -22,04 | 1,41 | 6,30 | 2,10 | 14,49 | 2000 |
| 2001 Ιουλ. | 5,60 | 7,70 | ... | 3,50 | -9,05 | -17,32 | 2,65 | 8,80 | 3,00 | 3,73 | July |
| Αύγ. | 5,90 | 7,30 | ... | 3,80 | -11,85 | -18,06 | 5,22 | 8,80 | 3,30 | 1,64 | Aug. |
| Σεπτ. | 6,90 | 8,30 | ... | 4,30 | -16,04 | -18,25 | 6,91 | 10,40 | 3,00 | 0,92 | Sept. |
| Οκτ. | 7,40 | 8,30 | ... | 5,40 | -16,12 | -17,05 | 7,61 | 9,80 | 3,10 | 2,74 | Oct. |
| Νοέμ. | 7,80 | 8,30 | ... | 6,60 | -16,69 | 4,58 | 9,99 | 10,50 | 3,30 | 4,05 | Nov. |
| Δεκ. | 7,70 | 6,60 | ... | 6,70 | -19,50 | 1,95 | 9,76 | 10,50 | 3,40 | 4,56 | Dec. |
| 2002 Ιαν. | 8,00 | 6,00 | ... | 7,40 | -24,62 | 3,43 | 9,64 | 9,70 | 3,40 | 5,78 | Jan. 2002 |
| Φεβρ. | 7,60 | 6,60 | ... | 7,10 | -26,79 | 2,21 | 6,36 | 9,40 | 3,70 | 5,43 | Feb. |
| Μάρτ. | 7,50 | 5,80 | ... | 6,50 | -24,39 | 3,18 | 8,94 | 8,40 | 3,40 | 6,47 | Mar. |
| Απρ. | 7,40 | 5,70 | ... | 7,60 | -23,27 | 2,07 | ... | 7,10 | 2,90 | 5,69 | Apr. |
| Μάιος | 7,70 | 5,70 | ... | 4,30 | -24,63 | 3,35 | ... | 7,90 | 3,70 | 4,30 | May |
| Ιούν. | 7,40 | 6,00 | ... | 4,10 | -4,29 | 3,26 | ... | 7,60 | 3,10 | 4,30 | June |
| Ιουλ. | 7,20 | 5,90 | ... | 6,10 | -3,56 | 4,16 | ... | 7,80 | 3,50 | 4,45 | July |
| Αύγ. | 7,30 | 5,70 | ... | 6,70 | -6,59 | 5,20 | ... | 7,90 | 4,00 | 4,31 | Aug. |
| Σεπτ. | 7,00 | 5,70 | ... | 5,20 | -0,13 | 5,76 | ... | 6,10 | 2,10 | 4,22 | Sept. |
| Οκτ. | 6,90 | 5,70 | ... | ... | ... | ... | ... | 7,10 | 3,20 | ... | Oct. |
| Νοέμ. | 7,20 | 5,90 | ... | ... | ... | ... | ... | 7,20 | 3,50 | ... | Nov. |
| Δεκ. | 6,80 | ... | ... | ... | ... | ... | ... | ... | ... | ... | Dec. |

1 Δωδεκάμηνος ρυθμός μεταβολής. M2: Νορβηγία, Ελβετία, Αυστραλία, ΗΠΑ, Ιαπωνία, Καναδάς. M3: Ζώνη ευρώ, Σουηδία. M4: Ελλάδα, Ηνωμένο Βασίλειο.

2 Από την 1.1.2001 δεν δημοσιεύονται στοιχεία για την Ελλάδα δεδομένου ότι αυτή συμμετέχει στη ζώνη του ευρώ.

Πηγή: Τράπεζα Ελλάδος, EUROSTAT, European Commission, IFS.

1 12-month growth rate: M2: Norway, Switzerland, Australia, USA, Japan, Canada; M3: Euro area, Sweden; M4: Greece, UK.

2 From 1.1.2001 onwards separate data for Greece are not published, since it then became a euro area member.

Source: Bank of Greece, EUROSTAT, European Commission, IFS.

30. Επιτόκια χρηματαγοράς χωρών ΟΟΣΑ^{1,2}
Money market rates in OECD Countries

| Τέλος έτους ή μήνα | Ζώνη ευρώ Euro area | Ην. Βασίλειο UK | Ελλάδα Greece | Σουηδία Sweden | Νορβηγία Norway | Ελβετία Switzerland | Αυστραλία Australia | ΗΠΑ USA | Ιαπωνία Japan | Καναδάς Canada | End of year or month |
|--------------------|------------------------|--------------------|------------------|-------------------|--------------------|------------------------|------------------------|------------|------------------|-------------------|----------------------|
| 1996 | 4,80 | 6,00 | 13,80 | 5,90 | 4,90 | 1,78 | 7,02 | 5,50 | 0,60 | 3,01 | 1996 |
| 1997 | 4,20 | 6,80 | 12,80 | 4,50 | 3,73 | 1,35 | 5,29 | 5,70 | 0,60 | 4,34 | 1997 |
| 1998 | 3,30 | 6,40 | 11,80 | 3,60 | 8,24 | 1,04 | 4,57 | 5,20 | 0,70 | 5,11 | 1998 |
| 1999 | 3,40 | 6,00 | 9,80 | 3,60 | 5,97 | 1,36 | 5,04 | 6,10 | 0,30 | 4,76 | 1999 |
| 2000 | 4,90 | 6,00 | 5,20 | 4,10 | 7,42 | 3,50 | 6,09 | 6,50 | 0,60 | 5,80 | 2000 |
| 2001 Ιουλ. | 4,50 | 5,30 | ... | 4,40 | 7,37 | 3,20 | 4,91 | 3,80 | 0,10 | 4,24 | July |
| Αύγ. | 4,40 | 5,00 | ... | 4,40 | 7,31 | 3,30 | 4,83 | 3,60 | 0,10 | 4,17 | Aug. |
| Σεπτ. | 4,00 | 4,70 | ... | 4,20 | 7,14 | 2,12 | 4,45 | 3,00 | 0,10 | 3,49 | Sept. |
| Οκτ. | 3,60 | 4,40 | ... | 4,00 | 6,94 | 2,15 | 4,24 | 2,40 | 0,10 | 2,74 | Oct. |
| Νοέμ. | 3,40 | 3,90 | ... | 3,80 | 6,90 | 2,18 | 4,18 | 2,10 | 0,10 | 2,60 | Nov. |
| Δεκ. | 3,30 | 4,00 | ... | 3,90 | 6,59 | 1,65 | 4,14 | 1,90 | 0,10 | 2,24 | Dec. |
| 2002 Ιαν. | 3,30 | 4,10 | ... | 3,90 | 6,54 | 1,32 | 4,23 | 1,80 | 0,10 | 1,99 | Jan. 2002 |
| Φεβρ. | 3,40 | 4,10 | ... | 4,00 | 6,93 | 1,02 | 4,67 | 1,90 | 0,10 | 2,33 | Feb. |
| Μάρτ. | 3,40 | 4,10 | ... | 4,20 | 7,22 | 0,65 | 4,34 | 2,00 | 0,10 | 2,74 | Mar. |
| Απρ. | 3,40 | 4,20 | ... | 4,40 | 6,77 | 1,51 | 4,49 | 2,00 | 0,10 | 2,24 | Apr. |
| Μάιος | 3,40 | 4,20 | ... | 4,50 | 6,90 | 1,03 | 4,66 | 1,90 | 0,10 | 2,25 | May |
| Ιούν. | 3,50 | 4,20 | ... | 4,50 | 7,12 | 1,02 | 4,72 | 1,90 | 0,10 | 2,50 | June |
| Ιουλ. | 3,40 | 4,10 | ... | 4,50 | 7,25 | 0,64 | 4,75 | 1,90 | 0,10 | 2,74 | July |
| Αύγ. | 3,40 | 4,00 | ... | 4,40 | 7,26 | 0,60 | 4,75 | 1,80 | 0,10 | 2,74 | Aug. |
| Σεπτ. | 3,30 | 4,00 | ... | 4,40 | 7,15 | 0,65 | 4,75 | 1,80 | 0,10 | 2,74 | Sept. |
| Οκτ. | 3,30 | 4,00 | ... | 4,40 | 7,12 | 0,53 | 4,75 | 1,80 | 0,10 | 2,74 | Oct. |
| Νοέμ. | 3,10 | 4,00 | ... | 4,20 | 7,09 | 0,59 | 4,75 | 1,50 | 0,10 | 2,74 | Nov. |
| Δεκ. | 2,90 | 4,00 | ... | 3,90 | 6,62 | 0,44 | 4,75 | 1,40 | 0,10 | 2,74 | Dec. |

1 Επιτόκιο διατραπεζικής αγοράς διάρκειας τριών μηνών: Ζώνη ευρώ, Ηνωμένο Βασίλειο, Ελλάδα, Σουηδία, Νορβηγία, ΗΠΑ, Ιαπωνία. Επιτόκιο διατραπεζικής αγοράς διάρκειας μίας ημέρας: Ελβετία, Καναδάς. Επιτόκιο εντόκων γραμματίων 3 μηνών: Αυστραλία.

2 Από την 1.1.2001 δεν δημοσιεύονται στοιχεία για την Ελλάδα δεδομένου ότι αυτή συμμετέχει στη ζώνη του ευρώ.

Πηγή: Τράπεζα Ελλάδος, EUROSTAT, European Commission, IFS.

1 3-month interbank rate: Euro area, UK, Greece, Sweden, Norway, USA, Japan; Overnight interbank rate: Switzerland, Canada; 3-month treasury bill rate: Australia.

2 From 1.1.2001 onwards separate data for Greece are not published, since it then became a euro area member.

Source: Bank of Greece, EUROSTAT, European Commission, IFS.

II. ΔΗΜΟΣΙΑ ΟΙΚΟΝΟΜΙΚΑ – PUBLIC FINANCE

31. Κυριότεροι λογαριασμοί του Δημοσίου στην Τράπεζα της Ελλάδος

Main government accounts with the Bank of Greece

Υπόλοιπα στο τέλος της περιόδου – End of period balances

Εκατομμύρια δραχμές

Million drachmas

| Τέλος έτους ή μήνα End of year or month | Χρεωστικοί λογαριασμοί – Debit accounts | | | | | Πιστωτικοί λογαριασμοί Credit accounts | |
|--|--|---|--|--|--|--|--|
| | Συγκέντρωση εισπράξεων και πληρωμών Current receipts and payments a/c | Χρηματοδότηση προμηθειών καταναλωτικών αγαθών (α) Purchases of consumer goods a/c | Δάνεια για συμμετοχή σε διεθνείς οργανισμούς Loans for membership in international financial institutions | Μακροπρόθεσμα δάνεια (β) Long-term loans | Έντοκα γραμμάτια & ομόλογα Δημοσίου Treasury bills & government bonds | Δημόσιων υπηρεσιών (γ) Public services | Δημόσιων επενδύσεων Government investment |
| 1987 | 258.036 | 69.205 | 95.938 | 497.730 | 64.567 | 41.554 | 2.142 |
| 1988 | 303.523 | 46.872 | 100.141 | 496.505 | 136.897 | 95.639 | 24.852 |
| 1989 | 375.675 | 100.000 | 109.460 | 566.996 | 201.755 | 67.189 | 2.637 |
| 1990 | 512.808 | 92.837 | 106.145 | 483.882 | 188.483 | 95.167 | 22.677 |
| 1991 | 645.906 | 95.084 | 112.842 | 472.522 | 160.883 | 113.081 | 30.433 |
| 1992 | 737.400 | 148.889 | 156.578 | 461.162 | 188.341 | 55.222 | 27.821 |
| 1993 31/12/93 | – | – | 201.762 | 3.504.899 | 336.518 | 234.877(δ) | – |
| 1994 31/12/94 | – | – | 199.019 | 3.674.109 | 308.389 | 210.897(δ) | – |
| 1995 31/12/95 | – | – | 217.986 | 3.911.042 | 302.765 | 596.701(δ) | – |
| 1996 31/12/96 | – | – | 218.931 | 3.996.496 | 233.227 | 629.160(δ) | – |
| 1997 31/12/97 | – | – | 221.967 | 4.076.278 | 263.011 | 399.313(δ) | – |
| 1998 31/12/98 | – | – | 233.288 | 3.851.720 | 694.117 | 289.373(δ) | – |
| 1999 Ιαν. – Jan. | – | – | 233.083 | 3.800.684 | 698.483 | 1.101.745(δ) | – |
| Φεβρ. – Feb. | – | – | 303.986 | 3.844.215 | 708.401 | 849.533(δ) | – |
| Μάρτ. – Mar. | – | – | 306.198 | 3.910.560 | 715.293 | 499.057(δ) | – |
| Απρ. – Apr. | – | – | 306.854 | 3.907.633 | 733.240 | 458.856(δ) | – |
| Μάιος – May | – | – | 307.382 | 3.914.611 | 746.222 | 1.023.396(δ) | – |
| Ιούν. – June | – | – | 308.166 | 3.927.734 | 753.172 | 714.134(δ) | – |
| Ιούλ. – July | – | – | 306.195 | 3.886.441 | 770.092 | 1.302.590(δ) | – |
| Αύγ. – Aug. | – | – | 307.300 | 3.915.341 | 781.161 | 1.202.156(δ) | – |
| Σεπτ. – Sept. | – | – | 307.014 | 3.922.308 | 785.269 | 1.298.748(δ) | – |
| Οκτ. – Oct. | – | – | 308.465 | 3.959.242 | 802.577 | 1.718.258(δ) | – |
| Νοέμ. – Nov. | – | – | 310.136 | 3.985.734 | 818.547 | 1.230.161(δ) | – |
| Δεκ. – Dec. | – | – | 321.826 | 3.906.389 | 823.545 | 54.421(δ) | – |
| 2000 Ιαν. – Jan. | – | – | 323.546 | 3.940.717 | 839.602 | 842.180(δ) | – |
| Φεβρ. – Feb. | – | – | 324.361 | 3.965.377 | 855.180 | 137.783(δ) | – |
| Μάρτ. – Mar. | – | – | 325.807 | 3.990.843 | 862.161 | 161.659(δ) | – |
| Απρ. – Apr. | – | – | 328.548 | 4.023.413 | 878.943 | 452.133(δ) | – |
| Μάιος – May | – | – | 327.953 | 4.020.556 | 890.500 | 662.551(δ) | – |
| Ιούν. – June | – | – | 326.071 | 3.993.315 | 900.375 | 556.204(δ) | – |
| Ιούλ. – July | – | – | 328.478 | 4.025.787 | 915.133 | 725.950(δ) | – |
| Αύγ. – Aug. | – | – | 330.710 | 4.059.893 | 924.978 | 866.777(δ) | – |
| Σεπτ. – Sept. | – | – | 332.214 | 4.091.781 | 934.826 | 1.195.642(δ) | – |
| Οκτ. – Oct. | – | – | 335.455 | 4.139.425 | 944.772 | 1.127.892(δ) | – |
| Νοέμ. – Nov. | – | – | 333.463 | 4.117.382 | 954.672 | 1.148.731(δ) | – |
| Δεκ. – Dec. | – | – | 388.279 | 3.956.069 | 963.975 | 102.618(δ) | – |

(α) Από τον Ιούνιο του 1983 ηρούνται και οι λογαριασμοί «Ε.Δ. Ν/σμός Χρηματοδότησης Καταναλωτικών Αγαθών (πλην πετρελαιοειδών) και Αγροτικών Προϊόντων» και «Ε.Δ. Ν/σμός Χρηματοδότησης Πετρελαιοειδών», οι οποίοι τελικά θα αντικαταστήσουν τον παλιό λογαριασμό Καταναλωτικών Αγαθών που θα ητρείται παράλληλα με τους δύο νέους λογαριασμούς μέχρι την οριστική τακτοποίηση του (Σύμβαση της 15.3.1983 μεταξύ Ε.Δ. και Τράπεζας της Ελλάδος). Με την απελευθέρωση της αγοράς καυσίμων (Ν.2008/1992 και ΠΔ 190/1992), από 16/6/1992 η ΔΕΠ ανέλαβε τη διακίνηση πετρελαιοειδών με ίδια χρηματοδότηση και για ίδιο λογαριασμό. Κατά συνέπεια, το υπόλοιπο του λογαριασμού πετρελαιοειδών στην Τράπεζα της Ελλάδος παρέμεινε σχεδόν στάσιμο και στις 31/12/93 μετατράπηκε σε μακροπρόθεσμο δάνειο (υποσημ. β).

(β) Περιλαμβάνονται τα ανεξόφλητα υπόλοιπα των δανείων της Τράπεζας της Ελλάδος προς το Ελληνικό Δημόσιο. Στις 31/12/93 τα υπόλοιπα των λογαριασμών "Συγκέντρωση Εισπράξεων και Πληρωμών" και "Ε.Δ. Λογαριασμός Χρηματοδότησης Πετρελαιοειδών" ύψους 826,6 δισεκ. δρχ. και 149,9 δισεκ. δρχ. αντίστοιχα μετατράπηκαν σε μακροπρόθεσμα δάνεια σε δραχμές (Ν.2275/1994 και άρθρο 104 και 104β της Συνθήκης του Μάαστριχτ). Επίσης, με τον ίδιο νόμο μετατράπηκε σε μακροπρόθεσμο δάνειο το υπόλοιπο του λογαριασμού συναλλαγματικών διαφορών (Ν.1083/80 άρθρο 8 παρ. 1) ύψους 2.042,1 δισεκ. δρχ.

(γ) Περιλαμβάνονται οι λογαριασμοί καταθέσεων των δημοσίων διαχειριστών καθώς και οι ειδικοί λογαριασμοί καταθέσεων του Δημοσίου.

(δ) Από 31/12/1993 οι λογαριασμοί Δημοσίων Υπηρεσιών και Δημόσιων Επενδύσεων εμφανίζονται στον ισολογισμό της Τράπεζας στο νέο λογαριασμό Ταμειακής Διαχείρισης Ελληνικού Δημοσίου. Παράλληλα ο νέος λογαριασμός, ο οποίος θα εμφανίζει πάντοτε πιστωτικό υπόλοιπο, περιέχει και τον παλιό λογαριασμό "Ε.Δ. Συγκέντρωση Εισπράξεων και Πληρωμών".

(α) In June 1983 two new accounts were opened: the «Greek State account for the financing of non-oil consumer goods and agricultural products» and the «Greek State account for the financing of oil products». These will eventually replace the existing «Consumer Goods account», which will remain in effect for some time until final settlement (Agreement of 15 March 1983 between the Greek State and the Bank of Greece). Following the liberalisation of the fuel market (Law 2008/1992 and Presidential Decree 190/1992), as from 16 June 1992 the Public Oil Corporation (DEP) undertook the trading of oil products through self-financing and for its own account. Consequently, the balance of the "Oil product account" with the Bank of Greece remained virtually unchanged and on 31 December 1993 it was converted into a long-term loan (see footnote β).

(β) Includes the outstanding balances of Bank of Greece loans to the Greek State. On 31 December 1993 the balances of the "Current receipts and payments account" and "Greek State account for the financing of oil products", 826.6 billion drachmas and 149.9 billion drachmas respectively, were converted into a long-term loan in drachmas (Law 2275/1994 and articles 104 and 104b of the Maastricht Treaty). By the same law, the balance of the account "Foreign exchange valuation differences" (Law 1083/1980 article 8.1) was also converted into a long-term loan of 2,042.1 billion drachmas.

(γ) Includes the deposit accounts of government departments and special deposit accounts of the State.

(δ) As from 31 December 1993, the "Government Departments account" and the "Government Investment account" appear in the balance sheet of the Bank of Greece under the new account "Greek State cash management". This new account will always have a credit balance and includes the former account "Current receipts and payments".

32. Κρατικός προϋπολογισμός Central Government Budget

Εκατομμύρια δραχμές

| Κατηγορίες δαπανών – εσόδων | Οικονομικά έτη – Fiscal years | | | | | | |
|--|-------------------------------|-----------------------|-----------------------|-----------------------|-----------------------|-----------------------|-----------------------|
| | 1992 | 1993 | 1994 | 1995 | 1996 | 1997 | 1998 |
| I. Δαπάνες | 8.362.872 | 9.314.684 | 11.605.550 | 12.637.297 | 14.479.389 | 15.295.250 | 16.085.376 |
| A. Τακτικός προϋπολογισμός | 7.636.995 | 8.586.353 | 10.798.121 | 11.675.297 | 13.384.108 | 13.668.799 | 14.206.863 |
| 1. Δαπάνες προσωπικού | 1.820.312 | 2.000.183 | 2.229.614 | 2.307.317 | 2.954.719 | 3.512.796 | 3.839.967 |
| (Αποδοχές) (η) | (1.412.871) | (1.546.619) | (1.729.201) | (1.703.578) | (2.278.461) | (2.773.336) | (2.978.481) |
| (Συντάξεις) | (407.441) | (453.564) | (500.413) | (603.739) | (676.258) | (739.460) | (861.486) |
| 2. Εξυπηρέτηση δημοσίου χρέους (α),(στ) | 3.800.088 | 4.042.124 | 5.866.498 | 6.129.296 | 7.139.273 | 6.805.592 | 6.770.123 |
| (Χρεολύσια) | (2.241.240) | (1.708.152) | (2.526.934) | (2.773.473) | (3.638.190) | (3.589.415) | (3.536.376) |
| (Τόκοι και λοιπές δαπάνες) | (1.558.848) | (2.333.972) | (3.339.564) | (3.355.823) | (3.501.083) | (3.216.177) | (3.233.747) |
| 3. Επιδοτήσεις και λοιπές μεταβιβάσεις (β),(γ) | 175.289 | 188.609 | 150.754 | 150.870 | 196.603 | 146.473 | 102.307 |
| 4. Επιχορηγήσεις | 760.592 | 996.021 | 1.117.283 | 1.514.720 | 1.455.665 | 1.368.915 | 1.424.120 |
| 5. Αποδόσεις εσόδων τρίτων | 256.975 | 294.540 | 354.616 | 455.615 | 470.096 | 584.763 | 740.175 |
| 6. Επιτροφές φόρων | 253.126 | 279.354 | 212.777 | 235.707 | 306.356 | 291.107 | 270.467 |
| 7. Αποδόσεις στις ΕΕ | 198.142 | 272.944 | 309.399 | 311.944 | 355.144 | 376.754 | 452.051 |
| 8. Λοιπές δαπάνες (δ) | 372.471 | 512.578 | 537.111 | 569.828 | 506.252 | 582.399 | 607.653 |
| B. Προϋπολογισμός δημόσιων επενδύσεων | 725.877 | 728.331 | 807.429 | 962.000 | 1.095.281 | 1.626.451 | 1.878.513 |
| (Χρεολύσια) | (-) | (-) | (-) | (-) | (-) | (-) | (-) |
| (Τόκοι) | (-) | (-) | (-) | (-) | (-) | (-) | (-) |
| II. Έσοδα (ε) | 4.617.612 | 4.989.080 | 5.883.417 | 6.753.454 | 7.399.581 | 8.487.655 | 9.521.604 |
| A. Τακτικός προϋπολογισμός | 4.587.924 | 4.970.982 | 5.861.937 | 6.730.770 | 7.384.110 | 8.467.399 | 9.498.481 |
| 1. Άμεσοι φόροι | 1.192.318 | 1.359.219 | 1.777.364 | 2.132.661 | 2.316.117 | 2.767.118 | 3.591.370 |
| 2. Έμμεσοι φόροι (Δασμοί και εισφορές υπέρ ΕΕ) | 2.923.512 (51.898) | 3.189.322 (51.498) | 3.461.535 (47.610) | 3.834.886 (50.808) | 4.299.881 (50.432) | 4.833.940 (57.492) | 5.248.393 (64.195) |
| 3. Επιχειρηματική δράση | 139.569 | 152.685 | 243.948 | 422.935 | 365.983 | 404.746 | 378.228 |
| 4. Απολήψεις από ΕΕ | 84.648 | 104.850 | 141.749 | 85.953 | 88.129 | 44.520 | 34.007 |
| 5. Λοιπά έσοδα | 247.877 | 164.906 | 237.341 | 254.335 | 314.000 | 417.075 | 246.483 |
| B. Προϋπολογισμός δημόσιων επενδύσεων | 29.688 | 18.098 | 21.480 | 22.684 | 15.471 | 20.256 | 23.123 |
| III. Αποτελέσματα (II μείον I) | -3.745.260 | -4.325.604 | -5.722.133 | -5.883.843 | -7.079.808 | -6.807.595 | -6.563.772 |
| Κάλυμμα | 3.745.260 | 4.325.604 | 5.722.133 | 5.111.700 | 7.079.808 | 6.807.595 | 6.563.772 |
| 1. Εσωτερικός δανεισμός | 2.892.302 | 3.386.248 | 4.395.428 | 979.500 | 5.900.000 | 3.418.000 | 4.212.000 |
| Έντοκα γραμμάτια | 1.644.494 | 806.413 | 2.093.712 | 4.132.200 | 1.689.000 | -2.260.000 | -521.000 |
| Ομολογιακά δάνεια | 1.247.808 | 2.579.835 | 2.301.716 | 2.301.716 | 4.211.000 | 5.678.000 | 4.733.000 |
| Δάνεια και προσωρινές προκαταβολές Τράπεζας της Ελλάδος | - | - | - | - | - | - | - |
| 2. Εξωτερικός δανεισμός | 648.948 | 1.049.000 | 1.138.000 | 914.000 | 1.362.000 | 1.734.000 | 1.366.000 |
| 3. Εισφορές κρατών-μελών NATO | 21.428 | 20.827 | 20.079 | 22.245 | 18.462 | 15.057 | 10.486 |
| 4. Μεταβιβάσεις από το περιφερειακό ταμείο της ΕΕ | 182.513 | 271.729 | 288.251 | 321.826 | 552.036 | 698.446 | 891.345 |
| 5. Λοιπές μεταβιβάσεις από το εξωτερικό | 69 | - | - | - | - | - | - |
| 6. Λοιπά | - | - | 17.375 | 16.000 | 59.000 | 16.000 | 12.000 |
| 7. Αποθεματικό προηγούμενης χρήσης (ζ) | - | - | 256.900 | 706.900 | 1.173.700 | 1.335.400 | 506.000 |
| 8. Αποθεματικό τρέχουσας χρήσης (ζ) | - | -402.200 | -393.900 | -1.208.828 | -1.985.390 | -409.308 | -434.059 |

(α) Δεν περιλαμβάνονται οι πληρωμές για την εξόφληση έντοκων γραμματίων ιδιωτών που ανανεώνονται σχεδόν μέσα στην ίδια χρονική περίοδο.

(β) Περιλαμβάνονται και οι επιστροφές εξαγωγικών επιτοκίων και μέχρι το 1995 οι πολεμικές συντάξεις.

(γ) Από το 1983 περιλαμβάνονται και τα πραγματικά ελλείματα του λ/μού καταναλωτικών αγαθών, των λ/σμών ειδικών διαχειρίσεων και του ΕΛΕΓΕΠ.

(δ) Περιλαμβάνονται και οι δαπάνες NATO, καθώς οι τόκοι και τα χρεολύσια του χρέους των Ενόπλων Δυνάμεων έως το 1990.

(ε) Η ανάληψη των εσόδων γίνεται σύμφωνα με τη νέα κωδικοποίηση που εφαρμόζει το Γενικό Λογιστήριο του Κράτους από 1.1.1979.

(στ) Από το 1990 περιλαμβάνονται οι τόκοι και τα χρεολύσια του χρέους των Ενόπλων Δυνάμεων και από το 1996 οι τόκοι και τα χρεολύσια των Ο.Σ.Κ. και ΔΕΠΑΝΟΜ. (Στην τελευταία περίπτωση, στα μηνιαία στοιχεία δεν περιλαμβάνονται καθώς δεν είναι δυνατός ο διαχωρισμός τους.)

(ζ) Εν όψει της έναρξης της Ευρωπαϊκής Νομισματικής και Οικονομικής Ένωσης (1.1.94) καταργήθηκε η δυνατότητα νομισματικής χρηματοδότησης του Ελληνικού Δημοσίου από την Τράπεζα της Ελλάδος και συνεπώς από τον Δεκέμβριο του 1993 το Δημόσιο προχώρησε στη δημιουργία αποθεματικού προς αντιμετώπιση του ετεροχρονισμού μεταξύ ημερήσιων εισπράξεων και πληρωμών.

(η) Από το 1996 περιλαμβάνονται και οι επιχορηγήσεις για αποδοχές, οι οποίες τα προηγούμενα έτη περιλαμβάνονταν στις επιχορηγήσεις.

Πηγή: Γενικό Λογιστήριο του Κράτους.

32. Κρατικός προϋπολογισμός (συνέχεια)
Central Government Budget (continued)

Million drachmas

| Ιαν. - Αύγουστος Jan. - August | Ιαν. - Σεπτέμβριος Jan. - September | Ιαν. - Οκτώβριος Jan. - October | Ιαν. - Νοέμβριος Jan. - November | Ιαν. - Δεκέμβριος Jan. - December | Categories of expenditure – revenue |
|-----------------------------------|--|------------------------------------|-------------------------------------|--------------------------------------|---|
| 1999 | 1999 | 1999 | 1999 | 1999 | |
| 12.702.044 | 14.485.544 | 15.324.581 | 17.576.611 | 20.137.615 | I. Expenditure |
| 11.435.599 | 13.037.925 | 13.726.166 | 15.771.484 | 17.886.544 | A. Ordinary budget |
| 2.385.201 | 2.670.773 | 2.933.903 | 3.348.241 | 3.910.876 | 1. Personnel outlays |
| (1.795.182) | (2.014.883) | (2.211.321) | (2.558.910) | (2.984.990) | (Salaries) (η) |
| (590.019) | (655.890) | (722.582) | (789.331) | (925.886) | (Pensions) |
| 5.356.404 | 6.419.885 | 6.802.386 | 7.964.653 | 9.079.789 | 2. Servicing of public debt (α) |
| (..) | (..) | (..) | (..) | (..) | (Amortisation) |
| (..) | (..) | (..) | (..) | (..) | (Interest and other expenses) |
| 63.729 | 65.986 | 72.995 | 84.842 | 93.581 | 3. Subsidies and other transfers (β) (γ) |
| 833.745 | 893.522 | 991.053 | 1.111.006 | 1.233.675 | 4. Grants |
| 638.337 | 774.442 | 809.275 | 971.409 | 1.107.739 | 5. Restitutions of revenue to third parties |
| 873.411 | 874.815 | 960.235 | 1.024.810 | 1.069.125 | 6. Refunds of taxes |
| 288.014 | 123.373 | 358.133 | 404.100 | 448.059 | 7. Payments to EU |
| 996.758 | 1.015.129 | 798.186 | 862.423 | 943.700 | 8. Other expenditure (δ) |
| 1.266.445 | 1.447.619 | 1.598.415 | 1.805.127 | 2.251.071 | B. Investment budget |
| (-) | (-) | (-) | (-) | (-) | (Amortisation) |
| (-) | (-) | (-) | (-) | (-) | (Interest payments) |
| 6.937.084 | 7.866.709 | 8.579.475 | 9.429.153 | 10.517.358 | II. Revenue (ε) |
| 6.934.755 | 7.858.123 | 8.565.182 | 9.414.852 | 10.494.956 | A. Ordinary budget |
| 2.637.664 | 3.032.479 | 3.266.552 | 3.552.842 | 3.959.798 | 1. Direct taxes |
| 3.773.795 | 4.272.721 | 4.703.499 | 5.224.223 | 5.847.783 | 2. Indirect taxes |
| (43.967) | (50.019) | (55.730) | (61.458) | (67.932) | (Custom duties and levies in f/o EU) |
| 329.459 | 337.229 | 358.528 | 373.500 | 397.070 | 3. State's entrepreneurship |
| 30.732 | 33.826 | 37.277 | 40.826 | 45.169 | 4. Receipts from EU |
| 163.105 | 181.868 | 199.326 | 223.461 | 245.136 | 5. Other revenue |
| 2.329 | 8.586 | 14.293 | 14.301 | 22.402 | B. Investment budget |
| -5.764.960 | -6.618.835 | -6.745.106 | -8.147.458 | -9.620.257 | III. Balance (II minus I) |
| ... | ... | ... | ... | ... | Financing: |
| ... | ... | ... | ... | ... | 1. Domestic borrowing |
| ... | ... | ... | ... | ... | Treasury bills |
| ... | ... | ... | ... | ... | Government bonds |
| ... | ... | ... | ... | ... | Bank of Greece loans and provisional advances |
| ... | ... | ... | ... | ... | 2. Foreign loans |
| ... | ... | ... | ... | ... | 3. NATO contribution |
| ... | ... | ... | ... | ... | 4. Grants from the EU Regional Fund |
| ... | ... | ... | ... | ... | 5. Transfers from abroad |
| ... | ... | ... | ... | ... | 6. Other |
| ... | ... | ... | ... | ... | 7. Previous year reserve (ζ) |
| ... | ... | ... | ... | ... | 8. Current year reserve (ζ) |

(α) Excluding outlays for redemption of Treasury bills held by the private sector renewable within the same term.

(β) Includes export subsidies and until 1995 war pensions.

(γ) As of 1983, it also includes operational deficits in the Consumer Goods Account, the Special Accounts for Agricultural Products and Supplies, and the Special Account of Guarantees of Agricultural Products.

(δ) Includes NATO expenditure, as well as interest and amortisation payments of National Defence debt up to 1990.

(ε) According to the classification applied by the State General Accounting Office since 1 January 1979.

(στ) As of 1990, it also includes interest and amortisation payments of National Defence debt and as of 1996, interest and amortisation payments of OSK and DEPANOM. (Monthly data do not include the payments of the latter case as they can not be separated).

(ζ) In due of the second stage of the European Monetary and Economic Union (1 1.94) the overdraft facility that the Bank of Greece provided to the Greek State was abolished and consequently the State, as of December 1993 accumulated a reserve to meet float on daily receipts and payments.

(η) As of 1996, it also includes wage subsidies, which were previously included in grants.

Source: State General Accounting Office.

33. Έσοδα του Δημοσίου από φορολογία (α) Central Government tax revenue (α)

Εκατομμύρια δραχμές

| Οικονομικό έτος | Σύνολο φορολογικών εσόδων Total tax revenue | Άμεσοι φόροι – Direct taxes | | | | | | Έμμεσοι | | | | | | |
|-------------------|--|--|---------------------------------|---|--|--|---|--|---|---|---------------------|------------|--------------------------------------|--|
| | | Σύνολο άμεσων φόρων (β) Total direct taxes | Φόρος εισοδήματος Income tax | | | Φόροι επί της περιουσίας (δ) Taxes on property | Φόροι υπέρ τρίτων Taxes in f/o third parties | Σύνολο έμμεσων φόρων Total indirect taxes | Εισαγωγικοί δασμοί και εισφορές (ε) Import duties and levies | Φόροι κατανάλωσης στα εισαγόμενα αγαθά Consumption taxes on imported goods | | | | |
| | | | Σύνολο (γ) Total | Φυσικών προσώπων Personal income tax | Νομικών προσώπων Corporate income tax | | | | | Σύνολο Total | ΦΚΕ Turnover tax | ΦΠΑ VAT | Αυτοκινήτων Tax on motor vehicles | Χαρτόσημο- τιμολογίων Stamp duties |
| 1989 | 1.972.187 | 580.727 | 476.164 | 347.657 | 122.501 | 30.789 | 16.566 | 1.391.460 | 35.781 | 422.397 | - | 284.473 | 100.582 | - |
| 1990 | 2.698.696 | 822.067 | 596.756 | 444.841 | 145.069 | 45.369 | 21.648 | 1.876.629 | 41.441 | 507.617 | - | 374.618 | 126.439 | - |
| 1991 | 3.403.287 | 1.024.225 | 840.780 | 524.369 | 192.693 | 54.587 | 26.908 | 2.379.062 | 52.533 | 597.185 | - | 463.795 | 124.816 | - |
| 1992 | 4.115.830 | 1.192.318 | 936.652 | 504.404 | 237.860 | 58.636 | 35.949 | 2.923.512 | 55.940 | 721.876 | - | 580.019 | 131.023 | - |
| 1993 | 4.548.541 | 1.359.219 | 815.946 | 528.511 | 287.435 | 70.249 | 9.636 | 3.189.322 | 53.710 | 401.741 | - | 278.819 | 114.971 | - |
| 1994 | 5.238.899 | 1.777.364 | 1.370.805 | 671.767 | 365.460 | 76.471 | 7.354 | 3.461.535 | 48.680 | 346.052 | - | 225.196 | 114.239 | - |
| 1995 | 5.947.546 | 2.132.660 | 1.655.886 | 861.061 | 459.719 | 79.954 | 2.127 | 3.834.886 | 51.960 | 325.293 | - | 222.079 | 92.576 | - |
| 1996 | 6.616.001 | 2.316.116 | 1.886.427 | 1.018.945 | 522.057 | 78.924 | 2.132 | 4.299.895 | 51.600 | 360.808 | - | 239.356 | 111.124 | - |
| 1997 | 7.601.058 | 2.767.118 | 2.300.259 | 1.297.496 | 641.748 | 123.812 | 1.375 | 4.833.940 | 58.785 | 439.303 | - | 302.543 | 123.471 | - |
| 1998 | 8.839.763 | 3.591.370 | 3.054.808 | 1.586.952 | 1.018.293 | 133.382 | 1.755 | 5.248.393 | 65.676 | 503.708 | - | 326.359 | 164.573 | - |
| 1999 | 9.897.411 | 4.043.513 | 3.446.371 | 1.825.291 | 1.136.675 | 126.636 | 2.849 | 5.853.898 | 69.589 | 618.748 | - | 358.709 | 243.893 | - |
| 1999 Ιαν. | 804.817 | 247.710 | 221.199 | 179.768 | 33.409 | 3.399 | 20 | 557.107 | 4.424 | 43.208 | - | 23.111 | 18.828 | - |
| Φεβρ. | 511.768 | 136.139 | 98.796 | 62.987 | 9.738 | 5.559 | 48 | 375.629 | 5.138 | 46.359 | - | 25.700 | 19.277 | - |
| Μάρτ. | 727.702 | 225.741 | 175.112 | 118.352 | 33.742 | 14.872 | 781 | 501.961 | 6.746 | 62.666 | - | 33.948 | 26.987 | - |
| Απρ. | 632.684 | 197.702 | 154.000 | 76.160 | 34.908 | 7.495 | 53 | 434.982 | 6.145 | 54.574 | - | 29.672 | 23.428 | - |
| Μάιος | 1.024.253 | 582.487 | 524.843 | 158.001 | 330.707 | 18.916 | 73 | 441.766 | 5.949 | 53.772 | - | 28.949 | 23.447 | - |
| Ιούν. | 845.312 | 360.932 | 308.880 | 131.698 | 146.188 | 13.906 | 31 | 484.380 | 6.020 | 60.215 | - | 32.733 | 25.988 | - |
| Ιούλ. | 1.078.344 | 541.465 | 485.181 | 209.356 | 174.720 | 12.524 | 718 | 536.879 | 5.633 | 57.007 | - | 30.399 | 25.242 | - |
| Αύγ. | 786.578 | 345.488 | 306.271 | 144.721 | 142.124 | 6.771 | 96 | 441.090 | 4.987 | 43.367 | - | 23.933 | 18.222 | - |
| Σεπτ. | 893.742 | 394.815 | 342.023 | 186.441 | 135.438 | 11.760 | 674 | 498.927 | 6.206 | 43.637 | - | 30.092 | 12.280 | - |
| Οκτ. | 664.220 | 234.072 | 190.061 | 114.288 | 21.828 | 8.943 | 115 | 430.148 | 5.856 | 47.125 | - | 31.627 | 14.391 | - |
| Νοέμ. | 807.645 | 286.291 | 230.572 | 185.592 | 28.440 | 7.170 | 90 | 521.354 | 5.869 | 52.364 | - | 33.153 | 17.912 | - |
| Δεκ. | 1.030.516 | 406.956 | 349.637 | 195.225 | 22.134 | 10.996 | 131 | 623.560 | 6.616 | 54.467 | - | 35.392 | 17.904 | - |
| Παράταση | 89.830 | 83.715 | 59.796 | 35.702 | 23.299 | 4.325 | 19 | 6.115 | 0 | -13 | - | 0 | -13 | - |
| 2000 Ιαν. | 878.176 | 265.720 | 239.107 | 182.109 | 33.720 | 4.165 | 17 | 612.456 | 5.231 | 46.667 | - | 30.226 | 15.483 | - |
| Φεβρ. | 678.845 | 190.091 | 133.598 | 72.077 | 23.146 | 9.453 | 66 | 488.754 | 6.091 | 51.645 | - | 34.427 | 16.239 | - |
| Μάρτ. | 805.588 | 249.156 | 185.255 | 135.250 | 28.732 | 12.049 | 922 | 556.432 | 7.184 | 62.646 | - | 40.439 | 20.968 | - |
| Απρ. | 628.176 | 209.778 | 158.217 | 79.799 | 47.163 | 9.171 | 37 | 418.398 | 6.134 | 53.932 | - | 34.239 | 18.680 | - |
| Μάιος | 1.313.362 | 746.280 | 675.009 | 148.732 | 506.792 | 21.059 | 54 | 567.082 | 7.769 | 63.893 | - | 42.567 | 20.241 | - |
| Ιούν. | 961.870 | 433.863 | 357.893 | 95.559 | 237.981 | 17.220 | 115 | 528.007 | 6.560 | 63.585 | - | 42.419 | 19.989 | - |
| Ιούλ. | 1.142.614 | 585.536 | 525.736 | 182.497 | 265.191 | 15.280 | 81 | 557.078 | 6.502 | 60.914 | - | 40.252 | 19.471 | - |
| Αύγ. | ... | ... | ... | ... | ... | ... | ... | ... | ... | ... | - | ... | ... | - |
| Σεπτ. | ... | ... | ... | ... | ... | ... | ... | ... | ... | ... | - | ... | ... | - |
| 2000 Ιαν. – Φεβρ. | 1.557.021 | 455.811 | 372.705 | 254.186 | 56.866 | 13.618 | 83 | 1.101.210 | 11.322 | 98.312 | - | 64.653 | 31.722 | - |
| Ιαν. – Μάρτ. | 2.362.609 | 704.967 | 557.960 | 389.436 | 85.598 | 25.667 | 1.005 | 1.657.642 | 18.506 | 160.958 | - | 105.092 | 52.690 | - |
| Ιαν. – Απρ. | 2.990.785 | 914.745 | 716.177 | 469.235 | 132.761 | 34.838 | 1.042 | 2.076.040 | 26.640 | 214.890 | - | 139.331 | 71.370 | - |
| Ιαν. – Μάιος | 4.304.147 | 1.661.025 | 1.391.186 | 617.967 | 639.553 | 55.897 | 1.096 | 2.643.122 | 32.409 | 278.783 | - | 181.898 | 91.611 | - |
| Ιαν. – Ιούν. | 5.266.017 | 2.094.888 | 1.749.079 | 713.526 | 877.534 | 73.117 | 1.211 | 3.171.129 | 38.969 | 342.368 | - | 224.317 | 111.600 | - |
| Ιαν. – Ιούλ. | 6.408.631 | 2.680.424 | 2.274.815 | 896.023 | 1.142.725 | 88.397 | 1.292 | 3.728.207 | 45.471 | 403.282 | - | 264.569 | 131.071 | - |

(α) Η ανάλυση των εσόδων έγινε σύμφωνα με τη νέα κωδικοποίηση που εφαρμόζει το Γενικό Λογιστήριο του Κράτους, από 1.1.1979.

(β) Περιλαμβάνονται και οι λοιποί άμεσοι φόροι.

(γ) Περιλαμβάνονται και οι λοιποί φόροι εισοδήματος.

(δ) Περιλαμβάνονται τα έσοδα υπέρ ΟΓΑ και οργανισμών τοπικής αυτοδιοίκησης. Περιλαμβάνονται επίσης και τα έσοδα ακίνητης περιουσίας που από τον Ιούλιο του 1982 αποδίδονται στην Τοπική Αυτοδιοίκηση.

(ε) Περιλαμβάνονται και οι δασμοί και οι εισφορές υπέρ ΕΕ.

(στ) Περιλαμβάνονται και οι λοιποί φόροι κατανάλωσης στα εγχώρια.

(ζ) Περιλαμβάνεται το μισό του πρόσθετου τέλους χαρτόσημου που αποδίδεται στον ΟΓΑ, το ΤΕΒΕ και το ΤΑΕ.

Πηγή: Γενικό Λογιστήριο του Κράτους

33. Έσοδα του Δημοσίου από φορολογία (α) (συνέχεια)
Central Government tax revenue (a) (continued)

Million drachmas

| φόροι - Indirect taxes | | | | | | | | | | | | | | |
|------------------------|---|------------------------|------------|--------------------------|-------------------------------|--|--|---|--|--|---|-----------------|--|----------------|
| Λοιποί (γ) Other | Φόροι κατανάλωσης στα εγχώρια αγαθά και υπηρεσίες Consumption taxes on domestic goods and services | | | | | | | Λοιπά τέλη χαρτο- σήμιου Other stamp duties | Φόρος μεταβί- βασης ακινήτων Taxes on real estate transfers | Ειδικός φόρος τραπεζικών εργασιών Special tax on banking transactions | Φόροι υπέρ τρίτων in f/o third parties | | Λοιποί έμμεσοι φόροι Other indirect taxes | Fiscal year |
| | Σύνολο (στ) Total | ΦΚΕ Turnover tax | ΦΠΑ VAT | Καπνού Tobacco tax | Φόρος καυσίμων Fuel tax | Τέλη κυκλοφο- ρίας Road duties | Χαρτόσημο τιμολογίων Stamp duties | | | | Πρόσθετο τέλος χαρτο- σήμιου (ζ) Surcharge on stamp duties | Λοιποί Other | | |
| 37.342 | 715.851 | 9.248 | 429.800 | 89.444 | 131.308 | 30.610 | 3.419 | 75.682 | 53.157 | 64.214 | - | 4.975 | 19.403 | ... 1989 |
| 6.560 | 1.048.712 | 11.406 | 586.627 | 119.677 | 216.257 | 40.796 | 4.473 | 93.855 | 76.046 | 72.070 | - | 6.317 | 30.571 | ... 1990 |
| 8.574 | 1.420.949 | 13.614 | 742.437 | 150.795 | 387.231 | 46.805 | 6.068 | 113.891 | 65.381 | 89.382 | - | 11.532 | 28.209 | ... 1991 |
| 10.834 | 1.796.660 | 23.107 | 859.313 | 199.520 | 575.152 | 50.113 | 8.292 | 132.128 | 79.185 | 89.694 | - | 12.756 | 35.273 | ... 1992 |
| 7.951 | 2.515.533 | 23.883 | 1.264.888 | 240.505 | 709.023 | 55.819 | 10.242 | 149.745 | 82.634 | 79.961 | - | 12.491 | 43.252 | ... 1993 |
| 6.617 | 2.693.665 | 27.293 | 1.492.508 | 334.637 | 722.841 | 44.779 | 10.863 | 164.468 | 93.662 | 47.487 | - | 11.858 | 55.663 | ... 1994 |
| 10.638 | 3.079.291 | 31.599 | 1.710.948 | 371.993 | 757.650 | 76.007 | 11.542 | 182.154 | 93.660 | 41.220 | - | 13.355 | 47.953 | ... 1995 |
| 10.328 | 3.446.496 | 39.256 | 1.914.630 | 405.482 | 834.488 | 80.445 | 16.327 | 201.130 | 107.152 | 49.247 | - | 16.511 | 66.941 | ... 1996 |
| 13.289 | 3.794.907 | 39.869 | 2.146.030 | 458.626 | 848.984 | 97.828 | 18.682 | 238.835 | 162.983 | 47.707 | - | 17.339 | 74.085 | ... 1997 |
| 12.776 | 4.082.219 | 45.025 | 2.396.962 | 513.013 | 844.811 | 90.841 | 6.504 | 285.946 | 172.860 | 46.526 | - | 19.492 | 71.968 | ... 1998 |
| 16.146 | 4.279.900 | 36.603 | 2.628.824 | 557.916 | 795.534 | 126.890 | 2.077 | 286.803 | 422.353 | 62.846 | - | 22.080 | 91.579 | ... 1999 |
| 1.269 | 457.530 | 28 | 284.288 | 45.038 | 64.068 | 52.884 | 14 | 29.722 | 15.199 | 432 | - | 1.393 | 5.199 | Jan. 1999 |
| 1.382 | 272.400 | 13 | 139.386 | 38.854 | 64.140 | 18.851 | 47 | 11.553 | 20.011 | 12.518 | - | 1.167 | 6.483 | Feb. |
| 1.731 | 355.009 | 10.376 | 207.530 | 41.888 | 72.395 | 13.969 | 2.010 | 34.502 | 25.533 | 2.189 | - | 5.563 | 9.953 | Mar. |
| 1.474 | 322.297 | 29 | 206.081 | 35.902 | 65.067 | 3.097 | 1 | 14.554 | 24.852 | 4.750 | - | 1.859 | 5.951 | Apr. |
| 1.376 | 310.451 | 1 | 197.739 | 41.945 | 59.839 | 2.176 | 0 | 32.461 | 21.841 | 9.162 | - | 1.577 | 6.553 | May |
| 1.494 | 355.836 | 8.707 | 213.604 | 48.008 | 69.638 | 2.299 | 0 | 19.868 | 28.632 | 2.313 | - | 1.720 | 9.776 | June |
| 1.366 | 397.274 | 63 | 261.985 | 48.677 | 73.885 | 2.097 | 0 | 24.972 | 34.082 | 9.753 | - | 1.581 | 6.577 | July |
| 1.212 | 333.896 | 3 | 196.410 | 51.661 | 69.793 | 1.284 | 1 | 25.492 | 24.203 | 3.204 | - | 1.065 | 4.876 | Aug. |
| 1.265 | 380.027 | 11.222 | 234.380 | 56.407 | 66.045 | 2.775 | 0 | 22.900 | 33.383 | 3.356 | - | 1.767 | 7.651 | Sept. |
| 1.107 | 300.804 | 3 | 174.179 | 50.931 | 62.463 | 1.884 | 0 | 16.242 | 45.658 | 7.607 | - | 1.417 | 5.439 | Oct. |
| 1.299 | 353.221 | 19 | 230.209 | 51.567 | 60.991 | 1.691 | 4 | 28.852 | 68.615 | 4.676 | - | 1.402 | 6.355 | Nov. |
| 1.171 | 440.725 | 6.139 | 282.996 | 47.038 | 67.195 | 23.535 | 0 | 23.909 | 80.310 | 2.886 | - | 1.476 | 13.171 | Dec. |
| 0 | 430 | 0 | 37 | 0 | 15 | 348 | 0 | 1.776 | 234 | 0 | - | 93 | 3.595 | Extension |
| 958 | 480.938 | 3.805 | 316.663 | 43.397 | 51.706 | 53.319 | 3 | 12.708 | 48.330 | 799 | - | 1.382 | 16.401 | Jan. 2000 |
| 979 | 347.563 | 2 | 206.321 | 51.351 | 54.404 | 22.912 | 1 | 11.725 | 47.554 | 14.655 | - | 1.488 | 8.033 | Feb. |
| 1.239 | 382.175 | 10.578 | 251.282 | 36.512 | 62.307 | 14.937 | 240 | 32.295 | 53.619 | 2.912 | - | 5.789 | 9.812 | Mar. |
| 1.013 | 281.374 | 29 | 206.081 | 35.902 | 65.067 | 3.097 | 1 | 14.554 | 24.852 | 4.750 | - | 1.859 | 5.951 | Apr. |
| 1.085 | 413.498 | 1 | 197.739 | 41.945 | 59.839 | 2.176 | 0 | 32.461 | 21.841 | 9.162 | - | 1.577 | 6.553 | May |
| 1.177 | 382.465 | 15.055 | 235.608 | 50.932 | 62.782 | 2.531 | 32 | 15.455 | 47.945 | 2.882 | - | 1.764 | 7.351 | June |
| 1.191 | 404.980 | 93 | 274.980 | 51.341 | 65.662 | 2.227 | 4 | 23.150 | 43.306 | 8.448 | - | 1.665 | 8.113 | July |
| ... | ... | ... | ... | ... | ... | ... | ... | ... | ... | ... | - | ... | ... | Aug. |
| ... | ... | ... | ... | ... | ... | ... | ... | ... | ... | ... | - | ... | ... | Sept. |
| 1.937 | 828.501 | 3.807 | 522.984 | 94.748 | 106.110 | 76.231 | 4 | 24.433 | 95.884 | 15.454 | - | 2.870 | 24.434 | 2000 |
| 3.176 | 1.210.676 | 14.385 | 774.266 | 131.260 | 168.417 | 90.968 | 244 | 56.728 | 149.503 | 18.366 | - | 8.659 | 34.246 | Jan.- Feb. |
| 4.189 | 1.492.050 | 14.390 | 938.687 | 171.268 | 228.258 | 94.123 | 245 | 75.816 | 192.920 | 24.026 | - | 10.483 | 41.215 | Jan.- Mar. |
| 5.274 | 1.905.548 | 14.394 | 1.224.930 | 221.300 | 293.459 | 96.723 | 1.479 | 108.629 | 227.099 | 26.572 | - | 12.297 | 51.785 | Jan.- Apr. |
| 6.451 | 2.288.013 | 29.449 | 1.460.538 | 272.232 | 356.241 | 99.254 | 1.511 | 124.084 | 275.044 | 29.454 | - | 14.061 | 59.136 | Jan.- May |
| 7.642 | 2.692.993 | 29.542 | 1.735.518 | 323.573 | 421.903 | 101.481 | 1.515 | 147.234 | 318.350 | 37.902 | - | 15.726 | 67.249 | Jan.- June |
| | | | | | | | | | | | - | | | Jan.- July |

(a) According to the new classification applied by the State General Accounting Office since 1 January 1979.

(β) Including other direct taxes.

(γ) Including other income taxes.

(δ) Including revenue on behalf of the Farmers' Insurance Fund and local authorities. It also includes real property tax receipts, which since July 1982 are transferred to local authorities.

(ε) Including custom duties and levies in favour of EU.

(στ) Including other consumption taxes on domestic goods and services.

(ζ) Including 50% of the surcharge on stamp duties on behalf of the Farmers' Insurance Fund and other insurance funds.

Source: State General Accounting Office.

34. Αποτελέσματα δημόσιων επιχειρήσεων και χρηματοδότησή τους (1)(α)
Financial results of public enterprises and their financing (1)(a)

Εκατομμύρια δραχμές/εκατομμύρια ευρώ

Million drachmas/million euro

| | 1999 | 2000 | 2001* | Ιανουάριος - Ιούνιος January - June | | | |
|--|-------------------|-------------------|-----------------|--|------|------|--------------------------------------|
| | | | | 1999 | 2000 | 2001 | |
| A. Λογαριασμός εκμετάλλευσης | | | | | | | A. Operating account |
| 1. Έσοδα | 4.262.278 | 4.629.177 | 13.344,2 | 1.203.387 | ... | ... | 1. Revenue |
| 2. Δαπάνες | 4.037.727 | 4.770.026 | 13.271,6 | 1.187.409 | ... | ... | 2. Expenditure |
| 3. Αποτέλεσμα (1 - 2) | 224.551 | -140.849 | 72,6 | 15.978 | ... | ... | 3. Result (1 - 2) |
| B. Λογαριασμός κεφαλαίου | | | | | | | B. Capital account |
| 4. Έσοδα | - | - | - | - | ... | ... | 4. Revenue |
| 5. Δαπάνες | 2.375.209 | 1.660.645 | 5.953,9 | 499.068 | ... | ... | 5. Expenditure |
| (Επενδύσεις) | (1.648.013) | (1.443.301) | (5.091,3) | (327.859) | ... | ... | (Investment) |
| (Κεφάλαια κίνησης) | (398.254) | (116.560) | (281,6) | (168.349) | ... | ... | (Working capital) |
| (Λοιπές δαπάνες) | (328.942) | (100.784) | (581,0) | (2.860) | ... | ... | (Other) |
| 6. Αποτέλεσμα (4 - 5) | -2.375.209 | -1.660.645 | -5.953,9 | -499.068 | ... | ... | 6. Result (4 - 5) |
| 7. Ειδικό πόρο ^(β) | 800.418 | 478.491 | 1.749,3 | 176.154 | ... | ... | 7. Special resources ^(β) |
| ΣΥΝΟΛΙΚΟ ΑΠΟΤΕΛΕΣΜΑ (3+6+7) | -1.350.240 | -1.323.003 | -4.132,0 | -306.936 | ... | ... | TOTAL RESULT (3+6+7) |
| ΧΡΗΜΑΤΟΔΟΤΗΣΗ | | | | | | | FINANCING |
| 8. Επιχορηγήσεις | 483.146 | 751.773 | 3.009,4 | 72.793 | ... | ... | 8. Grants |
| (Τακτικού προϋπολογισμού) | (28.238) | (103.213) | (395,2) | (1.639) | ... | ... | (Ordinary budget) |
| (ΠΔΕ) | (418.696) | (611.357) | (2.512,4) | (65.495) | ... | ... | (Investment budget) |
| (ΕΕ κ.λπ.) | (36.212) | (37.203) | (101,8) | (5.659) | ... | ... | (EU etc) |
| 9. Αποσβέσεις | 444.982 | 265.386 | 813,1 | 122.513 | ... | ... | 9. Depreciation |
| 10. Καθαρός δανεισμός ^(γ) | 422.112 | 305.844 | 309,5 | 111.630 | ... | ... | 10. Net borrowing ^(γ) |
| ΣΥΝΟΛΟ ΧΡΗΜΑΤΟΔΟΤΗΣΗΣ | 1.350.240 | 1.323.003 | 4.132,0 | 306.936 | ... | ... | TOTAL FINANCING |
| 11. Χρεολύσια | 337.092 | 308.631 | 1.102,2 | 192.414 | ... | ... | 11. Amortisation payments |
| 12. Εξοφλήσεις πιστώσεων | 13.000 | 11.858 | 42,2 | 5.186 | ... | ... | 12. Repayment of credits |
| 13. Νέες εμπορικές πιστώσεις | 264.759 | 31.233 | 78,1 | - | ... | ... | 13. New commercial credits |
| 14. Ακαθάριστος δανεισμός (10+11+12-13) | 507.445 | 595.100 | 1.375,8 | 306.521 | ... | ... | 14. Gross borrowing (10+11+12-13) |

Πηγή: Υπουργείο Εθνικής Οικονομίας

(1) Μέχρι το τέλος του 2000, εκατομμύρια δραχμές, από το 2001, εκατομμύρια ευρώ.

(α) Περιλαμβάνονται οι δημόσιες επιχειρήσεις που αναφέρονται στην ετήσια Εισηγητική Έκθεση του προϋπολογισμού.

(β) Προκαταβολές και συμμετοχές καταναλωτών της ΔΕΗ, εφάπαξ εισφορά συνδρομητών του ΟΤΕ, συμμετοχή ιδιωτών σε έργα της ΕΥΔΑΠ και ίδια διαθέσιμα (από πλεονάσματα) ορισμένων δημόσιων επιχειρήσεων.

(γ) Δανεισμός εσωτερικού - εξωτερικού.

* Εκτιμήσεις.

Source: Ministry of National Economy.

(1) Up to the end of 2000, million drachmas, from 2001, million euro.

(α) Including the public enterprises mentioned in the Budget Report of the Minister of Finance.

(β) Deposits by Public Power Corporation consumers, one-off contributions by OTE subscribers, participation of consumers in the cost of projects carried out by the Athens-Piraeus Water Supply and Sewerage Company (EYDAP) and own resources (from surpluses) of certain public enterprises.

(γ) Domestic and foreign borrowing.

* Estimates.

35. Αποτελέσματα οργανισμών κοινωνικής ασφάλισης & πρόνοιας και χρηματοδότησή τους (1)(α)
Financial results of social security and welfare funds and their financing (1)(a)

Εκατομμύρια δραχμές/εκατομμύρια ευρώ

Million drachmas/million euro

| | 1999 | 2000 | 2001* | Ιανουάριος - Ιούνιος January - June | | | |
|--|-----------------|-------------------|-----------------|--|------|------|--------------------------------------|
| | | | | 1999 | 2000 | 2001 | |
| A. Λογαριασμός διαχείρισης | | | | | | | A. Management account |
| 1. Έσοδα | 2.894.480 | 3.095.738 | 9.510,7 | 1.282.275 | ... | ... | 1. Revenue |
| 2. Δαπάνες | 3.751.027 | 4.202.085 | 13.466,9 | 1.652.010 | ... | ... | 2. Expenditure |
| 3. Αποτέλεσμα (1 - 2) | -856.547 | -1.106.347 | -3.956,2 | -369.735 | ... | ... | 3. Result (1 - 2) |
| B. Λογαριασμός κεφαλαίου | | | | | | | B. Capital account |
| 4. Έσοδα | - | - | - | - | ... | ... | 4. Revenue |
| 5. Δαπάνες | 121.731 | 122.357 | 407,2 | 49.665 | ... | ... | 5. Expenditure |
| (Επενδύσεις) | (112.418) | (90.275) | (298,6) | (44.052) | ... | ... | (Investment) |
| (Κεφάλαια κίνησης) | (9.303) | (13.552) | (44,0) | (5.608) | ... | ... | (Working capital) |
| (Λοιπές δαπάνες) | (10) | (18.530) | (64,6) | (5) | ... | ... | (Other) |
| 6. Αποτέλεσμα (4 - 5) | -121.731 | -122.357 | -407,2 | -49.665 | ... | ... | 6. Result (4 - 5) |
| 7. Ειδικό πόροι | 80.041 | 87.048 | 365,2 | 79.041 | ... | ... | 7. Special resources |
| ΣΥΝΟΛΙΚΟ ΑΠΟΤΕΛΕΣΜΑ (3+6+7) | -898.237 | -1.141.656 | -3.998,2 | -340.359 | ... | ... | TOTAL RESULT (3+6+7) |
| ΧΡΗΜΑΤΟΔΟΤΗΣΗ | | | | | | | FINANCING |
| 8. Επιχορηγήσεις | 935.294 | 1.073.649 | 3.241,5 | 498.568 | ... | ... | 8. Grants |
| (Τακτικού προϋπολογισμού) | (771.294) | (840.862) | (2.590,4) | (446.607) | ... | ... | (Ordinary budget) |
| (ΠΔΕ) | (33.986) | (12.035) | (156,4) | (5.000) | ... | ... | (Investment budget) |
| (ΕΕ κ.λπ.) | (130.014) | (220.752) | (494,7) | (46.961) | ... | ... | (EU etc) |
| 9. Αποσβέσεις | 308 | 252 | 1,1 | 150 | ... | ... | 9. Depreciation |
| 10. Καθαρός δανεισμός ^(β) | -37.365 | 67.755 | 755,6 | -158.359 | ... | ... | 10. Net borrowing ^(β) |
| ΣΥΝΟΛΟ ΧΡΗΜΑΤΟΔΟΤΗΣΗΣ | 898.237 | 1.141.656 | 3.998,2 | 340.359 | ... | ... | TOTAL FINANCING |
| 11. Χρεολύσια | 81.673 | 95.151 | 17,6 | 2.320 | ... | ... | 11. Amortisation payments |
| 12. Εξοφλήσεις πιστώσεων | - | - | - | - | ... | ... | 12. Repayment of credits |
| 13. Νέες εμπορικές πιστώσεις | 45.000 | - | - | - | ... | ... | 13. New commercial credits |
| 14. Ακαθάριστος δανεισμός (10+11+12-13) | -692 | 162.906 | 773,2 | -156.039 | ... | ... | 14. Gross borrowing (10+11+12-13) |

Πηγή: Υπουργείο Εθνικής Οικονομίας

(1) Μέχρι το τέλος του 2000, εκατομμύρια δραχμές, από το 2001, εκατομμύρια ευρώ.

(α) Τα στοιχεία αφορούν τους 7 οργανισμούς κοινωνικής ασφάλισης και πρόνοιας (ΙΚΑ, ΟΓΑ, ΟΑΕΔ, ΟΕΚ, Εργατική Εστία, ΕΟΠ και NAT) οι οποίοι αναφέρονται στην Εισηγητική Έκθεση του προϋπολογισμού 1997.

(β) Δανεισμός εσωτερικού.

* Εκτιμήσεις.

Source: Ministry of National Economy.

(1) Up to the end of 2000, million drachmas, from 2001, million euro.

(α) Data refer to the 7 social security and welfare funds (Social Security Institute, National Agricultural Insurance Institute, Man-power Employment Agency, Workers' Housing Organisation, Workers' Fund, National Welfare Organisation and Seamen's Pension Fund), mentioned in the Report of the Minister of Finance on the 1997 budget.

(β) Domestic borrowing.

* Estimates.

III. ΙΣΟΖΥΓΙΟ ΠΛΗΡΩΜΩΝ – BALANCE OF PAYMENTS

36. Συνοπτική εμφάνιση του Ισοζυγίου Πληρωμών Simplified presentation of the Balance of Payments

Εκατομμύρια δολάρια ΗΠΑ

Million US dollars

| Κατηγορία | Ιαν. - Νοέμ. / Jan. - Nov. | | Ιαν. - Δεκ. / Jan. - Dec. | | Item |
|---|----------------------------|------------------|---------------------------|------------------|---|
| | 1997 | 1998 | 1997 | 1998 | |
| Εισαγωγές, <i>cif</i> | 21.451,4 | 20.953,1 | 23.644,1 | 23.246,9 | Imports, <i>cif</i> |
| Ιδιωτών | 21.031,8 | – | 23.216,6 | – | Private |
| Δημοσίου | 419,6 | – | 427,5 | – | Official |
| Εξαγωγές, <i>FOB</i> | 4.610,6 | 4.910,0 | 5.373,3 | 5.566,1 | Exports, <i>FOB</i> |
| Εμπορικό ισοζύγιο | -16.840,8 | -16.043,1 | -18.270,8 | -17.680,7 | Trade balance |
| Άδηλοι πόροι (α) | 17.795,4 | 19.391,8 | 19.967,5 | 21.793,5 | Invisible receipts (α) |
| Άδηλες πληρωμές | 5.957,5 | 6.995,3 | 6.540,3 | 7.756,7 | Invisible payments |
| Ισοζύγιο άδηλων συναλλαγών | 11.837,9 | 12.396,5 | 13.427,2 | 14.036,8 | Balance on invisibles |
| Ισοζύγιο τρέχουσων συναλλαγών | -5.002,9 | -3.646,7 | -4.843,6 | -3.644,1 | Balance on current account |
| Κίνηση κεφαλαίων (καθαρή) | -542,5 | 7.890,1 | 111,9 | 8.527,6 | Capital account (net) |
| Ιδιωτικός τομέας | -3.937,0 | -1.361,9 | -4.370,5 | -1.451,6 | Private sector |
| Επιχειρηματικά κεφάλαια (β) | 10.280,1 | 6.306,3 | 11.161,1 | 7.542,8 | Entrepreneurial capital (β) |
| Αγορά ακινήτων | 874,0 | 826,0 | 966,6 | 903,3 | Real estate investment |
| Δάνεια εμπορικών τραπεζών | 15,4 | 474,8 | 15,4 | 474,8 | Commercial bank loans |
| Καταθέσεις | -3.504,2 | 505,6 | -3.343,5 | 587,6 | Deposits |
| Εμπορικές πιστώσεις | 436,0 | 365,9 | 469,8 | 365,9 | Suppliers' credit |
| Λοιπά | -4.352,3 | -5.417,0 | -5.078,4 | -6.571,1 | Other |
| Χρεολύσια | -7.686,0 | -4.423,5 | -8.561,5 | -4.754,9 | Amortisation |
| Δημόσιος τομέας | 3.394,5 | 9.251,9 | 4.482,4 | 9.979,1 | Public sector |
| Τράπεζα της Ελλάδος | 1.749,0 | -975,4 | 974,0 | -975,4 | Bank of Greece |
| Κεντρική Διοίκηση | 11.296,3 | 15.140,0 | 13.749,9 | 16.932,1 | Central government |
| Δημόσιες επιχ/σεις και οργανισμοί | 219,6 | 701,0 | 307,9 | 747,3 | Public enterprises and entities |
| Εμπορικές πιστώσεις | 0,0 | -0,7 | -0,1 | -0,7 | Suppliers' credit |
| Χρεολύσια | -9.870,5 | -5.613,0 | -10.549,3 | -6.724,2 | Amortisation |
| Κατανομή Ειδ. Τραβ. Δικαιωμάτων | 0,0 | 0,0 | 0,0 | 0,0 | Allocation of SDRs |
| Τακτοποιητέα στοιχεία | 574,7 | -288,9 | 186,6 | -428,3 | Errors and omissions |
| Διαφορά λόγω αναπροσαρμογής της αξίας του χρυσού και των συν/κών ισοτιμιών (¹) | -1.027,9 | 270,4 | -1.302,1 | 399,8 | Difference due to gold holdings and foreign exchange valuation adjustments (¹) |
| Ισοζύγιο εξωτερικών συναλλαγών | -5.998,6 | 4.224,9 | -5.847,2 | 4.855,0 | Overall balance |
| Μεταβολές : | | | | | Changes : |
| ΔΝΤ | 0,0 | 0,0 | 0,0 | 0,0 | IMF |
| Συναλλαγματικά διαθέσιμα | -5.992,2 | 4.224,9 | -5.840,8 | 4.855,0 | Reserves |
| Λογαριασμοί clearing | -6,4 | 0,0 | -6,4 | 0,0 | Clearing accounts |
| Ύψος στο τέλος της περιόδου : | | | | | End of period : |
| Συναλλαγματικά διαθέσιμα | 13.185,1 | 17.561,1 | 13.336,5 | 18.191,2 | Reserves |
| Υπόλοιπα λογ/σμών clearing | 4,6 | 4,6 | 4,6 | 4,6 | Clearing accounts |
| Εμπορικές πιστώσεις | 4.327,8 | – | 4.361,5 | – | Suppliers' credit |

(α) Περιλαμβάνονται οι μονομερείς μεταβιβάσεις.

(β) Κεφάλαια και δάνεια εισαγόμενα από ιδιωτικές επιχειρήσεις με ή χωρίς τη διαδικασία του ΝΔ 2687/53

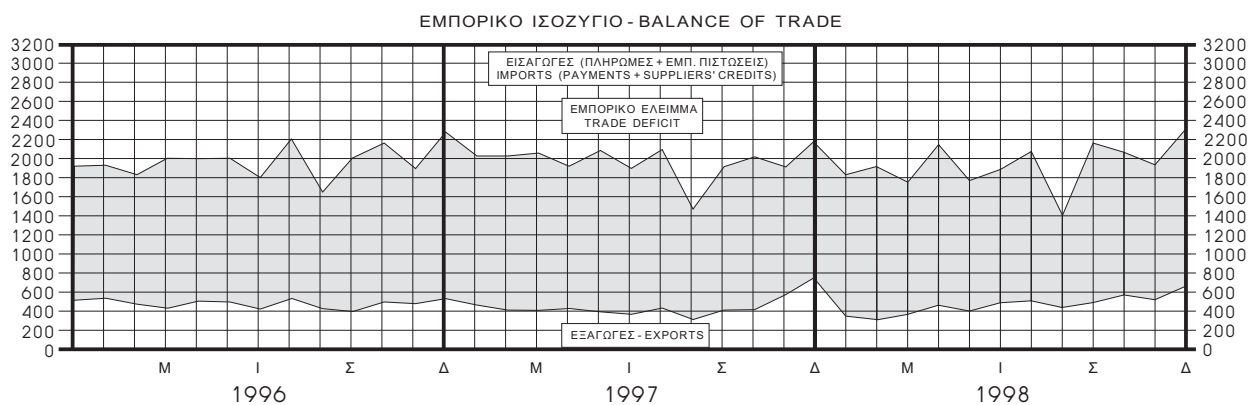
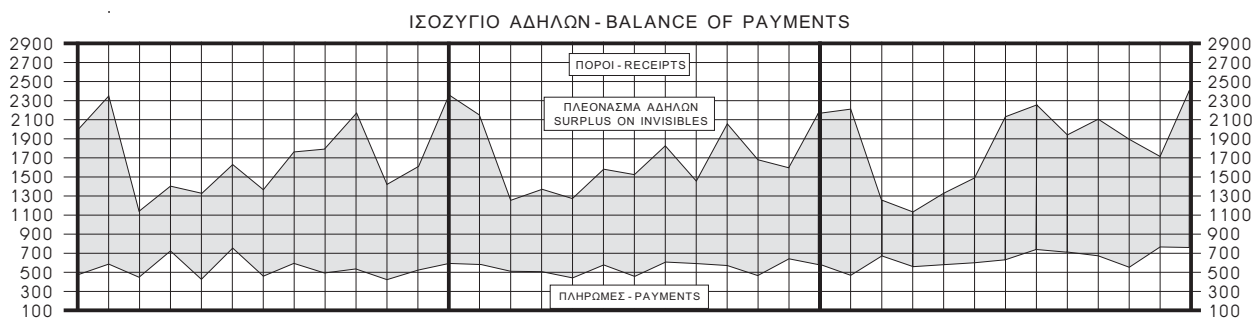
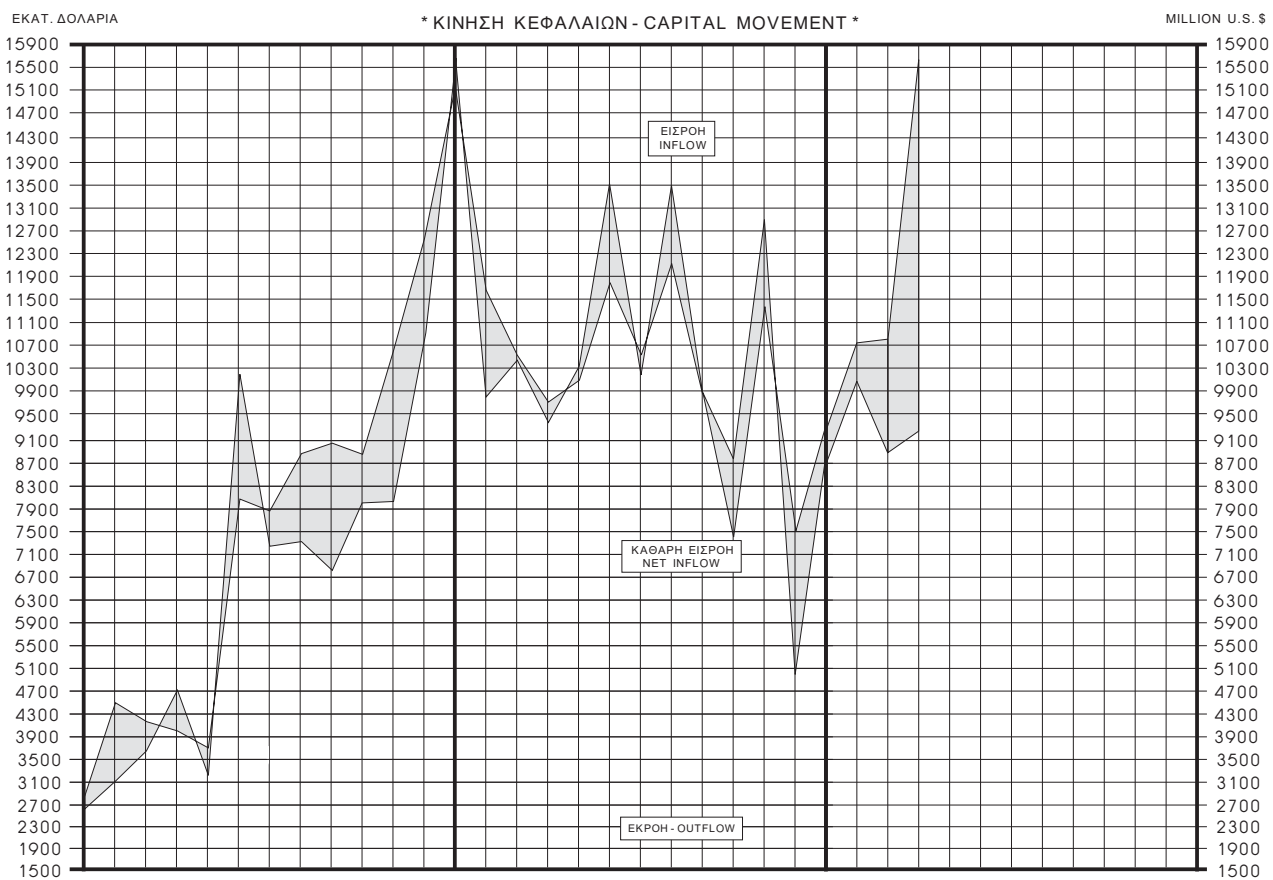
(¹) Συμπεριλαμβάνεται και η διαφορά συναλλαγματικών ισοτιμιών των συναλλαγματικών διαθεσίμων.

(α) Including unrequited transfers.

(β) Loans and capital of private enterprises either under the procedure of L 2687/53 or otherwise.

(¹) Including foreign exchange value adjustment of exchange reserves.

3. ΕΞΕΛΙΞΕΙΣ ΣΤΟ ΙΣΟΖΥΓΙΟ ΠΛΗΡΩΜΩΝ DEVELOPMENTS IN THE BALANCE OF PAYMENTS



* Δεν περιλαμβάνονται οι εμπορικές πιστώσεις

37. Βασικά συνολικά μεγέθη του Ισοζυγίου Πληρωμών (α)
Main items of the Balance of Payments (α)

Εκατομμύρια δολάρια ΗΠΑ

| Κατηγορία | 1992 | | 1993 | | 1994 | | 1995 | | 1996 | | 1997 | |
|--|-----------------|-----------------|-----------------|-----------------|-----------------|-----------------|-----------------|-----------------|-----------------|-----------------|------------------|------------------|
| | Χρέωση | Πίστωση | Χρέωση | Πίστωση | Χρέωση | Πίστωση | Χρέωση | Πίστωση | Χρέωση | Πίστωση | Χρέωση | Πίστωση |
| | Debit | Credit | Debit | Credit | Debit | Credit | Debit | Credit | Debit | Credit | Debit | Credit |
| I. ΤΡΕΧΟΥΣΕΣ ΣΥΝΑΛΛΑΓΕΣ | | | | | | | | | | | | |
| α. Αγαθά και υπηρεσίες | 25.338,3 | 16.784,3 | 22.756,3 | 15.541,4 | 24.079,4 | 17.022,0 | 29.372,4 | 18.514,5 | 30.722,5 | 18.161,0 | 30.156,8 | 17.802,6 |
| 1. Αγαθά (α) | 19.902,0 | 6.008,8 | 17.615,5 | 5.034,3 | 18.741,7 | 5.218,9 | 22.928,6 | 5.782,8 | 24.135,5 | 5.769,9 | 23.644,1 | 5.373,3 |
| 2. Υπηρεσίες | 5.436,3 | 10.775,9 | 5.140,8 | 10.507,1 | 5.337,7 | 11.803,1 | 6.443,8 | 12.731,77 | 6.587,0 | 12.391,1 | 6.512,7 | 12.429,3 |
| Καθαρό αποτέλεσμα (1 και 2) | 8.553,6 | - | 7.214,9 | - | 7.057,4 | - | 10.857,9 | - | 12.561,5 | - | 12.354,2 | - |
| β. Μονομερείς μεταβιβάσεις | 14,3 | 6.489,5 | 17,4 | 6.516,0 | 28,3 | 6.964,1 | 31,2 | 8.038,7 | 30,5 | 8.053,0 | 27,6 | 7.538,2 |
| 3. Ιδιωτών | 14,3 | 2.431,5 | 17,4 | 2.431,0 | 28,3 | 2.657,1 | 31,2 | 3.070,7 | 30,7 | 2.996,0 | 27,6 | 2.916,2 |
| 4. Δημοσίου | - | 4.058,0 | - | 4.085,0 | - | 4.307,0 | - | 4.968,0 | - | 5.057,0 | - | 4.622,0 |
| Καθαρό αποτέλεσμα (3 και 4) | - | 6.475,2 | - | 6.498,6 | - | 6.935,8 | - | 8.007,5 | - | 8.022,3 | - | 7.510,6 |
| Ισοζύγιο τρεχούσων συναλλαγών | 2.078,4 | - | 716,3 | - | 121,6 | - | 2.850,4 | - | 4.539,2 | - | 4.843,6 | - |
| II. ΚΙΝΗΣΗ ΚΕΦΑΛΑΙΩΝ | 20.089,6 | 21.977,0 | 21.293,1 | 25.030,6 | 30.782,5 | 37.270,2 | 44.849,8 | 47.669,9 | 89.247,7 | 97.982,5 | 122.377,7 | 122.676,2 |
| α. Μακροπρόθεσμα κεφάλαια | 4.775,6 | 5.560,7 | 5.352,5 | 7.964,5 | 12.902,1 | 21.015,0 | 17.341,8 | 24.511,2 | 58.246,6 | 69.160,9 | 88.818,0 | 93.437,2 |
| 5. Ιδιωτών | 996,6 | 3.463,8 | 2.092,2 | 4.056,7 | 8.954,1 | 12.383,5 | 12.249,9 | 16.174,5 | 50.508,1 | 58.062,2 | 80.871,6 | 79.379,5 |
| 5.1. Επιχειρηματικά | 366,1 | 2.038,1 | 344,8 | 1.981,3 | 631,3 | 2.756,5 | 1.664,7 | 5.396,2 | 5.332,4 | 10.176,7 | 8.541,4 | 11.161,1 |
| 5.2. Αγορά ακινήτων | - | 1.082,4 | - | 946,0 | - | 956,4 | - | 1.040,4 | - | 1.043,9 | - | 966,6 |
| 5.3. Λοιπά | 630,5 | 343,3 | 1.747,4 | 1.129,4 | 8.322,8 | 8.670,6 | 10.585,2 | 9.737,9 | 45.175,7 | 46.841,6 | 72.330,2 | 67.251,8 |
| 6. Δημοσίου | 3.778,4 | 2.096,9 | 3.245,0 | 3.907,8 | 3.928,7 | 8.631,5 | 5.091,9 | 8.336,7 | 7.738,5 | 11.098,8 | 7.946,5 | 14.057,8 |
| 6.1. Κεντρική διοίκηση | 3.210,0 | 1.436,6 | 2.562,5 | 3.445,7 | 3.226,7 | 7.930,0 | 4.272,9 | 7.713,4 | 7.015,0 | 10.544,6 | 6.649,5 | 13.749,9 |
| 6.2. Δημόσιες επιχειρήσεις | 594,4 | 660,3 | 682,5 | 462,1 | 702,0 | 701,5 | 819,0 | 623,3 | 723,5 | 554,2 | 1.297,0 | 307,9 |
| 7. Εμπορικές πιστώσεις | 1,6 | - | 15,3 | - | 19,3 | - | - | - | - | - | - | - |
| β. Βραχυπρόθεσμα κεφάλαια (β) | 921,6 | 430,5 | 1.075,3 | - | 415,8 | 288,3 | 341,7 | 526,9 | - | 336,4 | - | 656,3 |
| γ. Κεφάλαια πιστωτ. ιδρυμάτων | 14.391,4 | 15.985,8 | 14.865,3 | 17.066,1 | 17.464,6 | 15.966,9 | 27.166,3 | 22.631,8 | 31.001,1 | 28.485,2 | 33.559,7 | 28.582,7 |
| 8. Τράπεζα της Ελλάδος | 1.448,8 | 3.097,7 | 1.748,2 | 3.915,4 | 1.791,1 | 0,0 | 2.384,6 | - | 2.193,8 | - | 2.569,9 | 974,0 |
| 9. ΑΤΕ, ΕΤΒΑ | 70,7 | 18,1 | 51,9 | 7,4 | 54,2 | 258,0 | 39,9 | - | 42,7 | 317,7 | 32,9 | - |
| 10. Λοιπά πιστωτικά ιδρύματα | 12.871,9 | 12.870,0 | 13.065,2 | 13.143,3 | 15.619,3 | 15.708,9 | 24.741,8 | 22.631,8 | 28.764,6 | 28.167,5 | 30.956,9 | 27.608,7 |
| δ. Κατανομή Ειδ. Τραβ. Δικ. | - | - | - | - | - | - | - | - | - | - | - | - |
| Καθαρή εισροή κεφαλαίων | - | 1.887,4 | - | 3.737,5 | - | 6.487,7 | - | 2.820,1 | - | 8.734,8 | - | 298,5 |
| Διαφορά λόγω αναπροσαρμογής της αξίας χρυσού* και των συναλλαγματικών ισοτιμιών ⁽¹⁾ | 263,6 | - | - | 87,9 | - | 371,6 | - | 334,3 | 754,0 | - | 1.302,1 | - |
| Ισοζύγιο εξωτερικών συναλλαγών | - | 454,6 | 3.109,1 | - | 6.737,7 | - | 304,0 | - | 3.441,7 | - | - | 5.847,2 |
| III. ΜΕΤΑΒΟΛΕΣ | | | | | | | | | | | | |
| 11. Συναλ/κά διαθέσιμα | - | 457,6 | 3.105,5 | - | 6.737,7 | - | 304,0 | - | 3.441,7 | - | - | 5.840,8 |
| 12. Πιστώσεις ΔΝΤ | - | - | - | - | - | - | - | - | - | - | - | - |
| 13. Λογαριασμοί Clearing | 3,0 | - | 3,6 | - | - | - | - | - | - | - | - | 6,4 |

(α) Εξαγωγές fob, εισαγωγές cif. Δεν περιλαμβάνεται η εγγραφή πλοίων στα ελληνικά νηολόγια.

(β) Περιλαμβάνονται οι εμπορικές πιστώσεις και τα τακτοποιητέα στοιχεία.

* Η αξία των διαθεσίμων σε χρυσό αναπροσαρμόστηκε με βάση το 65% του μέσου όρου των τιμών αγοράς της συγγίας χρυσού σε δολάρια ΗΠΑ το Δεκέμβριο του 1985, του 1986 και του 1987.

(1) Συμπεριλαμβάνεται και η διαφορά συναλλαγματικών ισοτιμιών των συναλλαγματικών διαθεσίμων.

37. Βασικά συνολικά μεγέθη του Ισοζυγίου Πληρωμών (α) (συνέχεια)
Main items of the Balance of Payments (α) (continued)

Million US dollars

| Νοέμβριος – November | | | | | | Ιανουάριος – Νοέμβριος / January – November | | | | | | I t e m |
|----------------------|-------------------|-----------------|-------------------|-----------------|-------------------|---|-------------------|------------------|-------------------|-----------------|-------------------|--|
| 1996 | | 1997 | | 1998 | | 1996 | | 1997 | | 1998 | | |
| Χρέωση Debit | Πίστωση Credit | Χρέωση Debit | Πίστωση Credit | Χρέωση Debit | Πίστωση Credit | Χρέωση Debit | Πίστωση Credit | Χρέωση Debit | Πίστωση Credit | Χρέωση Debit | Πίστωση Credit | |
| 2.525,0 | 1.371,3 | 2.566,6 | 1.499,8 | ... | ... | 27.856,8 | 16.700,7 | 27.383,5 | 16.097,0 | ... | ... | I. CURRENT ACCOUNT |
| | | | | | | | | | | | | a. Goods and services |
| 1.993,4 | 493,2 | 1.921,0 | 580,4 | ... | ... | 21.863,8 | 5.228,9 | 21.451,4 | 4.610,6 | ... | ... | 1. Merchandise (α) |
| 531,6 | 878,1 | 645,6 | 919,4 | ... | ... | 5.993,0 | 11.471,8 | 5.932,1 | 11.486,5 | ... | ... | 2. Services |
| 1.153,7 | – | 1.066,8 | – | ... | ... | 11.156,1 | – | 11.286,4 | – | ... | ... | Net balance (1 and 2) |
| 2,6 | 717,9 | 2,0 | 679,4 | ... | ... | 28,2 | 6.504,4 | 25,4 | 6.308,9 | ... | ... | b. Unrequited transfers |
| 2,6 | 257,9 | 2,0 | 247,4 | ... | ... | 28,2 | 2.712,4 | 25,4 | 2.637,9 | ... | ... | 3. Private |
| – | 460,0 | – | 432,0 | ... | ... | – | 3.792,0 | – | 3.671,0 | ... | ... | 4. Official |
| – | 715,3 | – | 677,4 | ... | ... | – | 6.476,2 | – | 6.283,5 | ... | ... | Net balance (3 and 4) |
| 438,4 | – | 389,4 | – | ... | ... | 4.679,9 | – | 5.002,9 | – | ... | ... | Balance on current account |
| 10.976,8 | 12.638,1 | 5.027,1 | 7.739,4 | ... | ... | 73.591,7 | 83.298,6 | 113.662,2 | 113.694,2 | ... | ... | II. CAPITAL ACCOUNT |
| 8.318,7 | 9.709,4 | 3.384,1 | 4.660,6 | ... | ... | 46.027,5 | 56.794,1 | 82.224,9 | 85.227,2 | ... | ... | a. Long-term capital |
| 7.890,6 | 8.189,0 | 3.217,6 | 3.547,1 | ... | ... | 39.494,8 | 46.698,2 | 74.578,7 | 73.711,2 | ... | ... | 5. Private |
| 584,1 | 998,9 | 664,7 | 955,4 | ... | ... | 4.349,1 | 8.863,0 | 7.669,3 | 10.280,1 | ... | ... | 5.1. Entrepreneurial |
| – | 84,3 | – | 74,5 | ... | ... | – | 925,2 | – | 874,0 | ... | ... | 5.2. Real estate investment |
| 7.306,5 | 7.105,8 | 2.552,9 | 2.517,2 | ... | ... | 35.145,7 | 36.910,0 | 66.909,5 | 62.557,2 | ... | ... | 5.3. Other |
| 428,1 | 1.520,4 | 166,5 | 1.113,5 | ... | ... | 6.532,7 | 10.095,9 | 7.646,2 | 11.516,0 | ... | ... | 6. Official |
| 297,0 | 1.336,1 | 87,9 | 1.113,5 | ... | ... | 5.873,3 | 9.756,6 | 6.607,4 | 11.296,3 | ... | ... | 6.1. Central government |
| 131,1 | 184,3 | 78,6 | – | ... | ... | 659,4 | 339,3 | 1.038,8 | 219,7 | ... | ... | 6.2. Public enterprises |
| – | – | – | – | ... | ... | – | – | – | – | ... | ... | 7. Suppliers' credit |
| – | 270,9 | – | 212,9 | ... | ... | – | 797,5 | – | 1.010,7 | ... | ... | b. Short-term capital (β) |
| 2.658,1 | 2.657,8 | 1.643,0 | 2.865,9 | ... | ... | 27.564,2 | 25.707,0 | 31.437,3 | 27.456,5 | ... | ... | c. Credit institutions |
| 182,8 | – | 10,0 | 1.049,0 | ... | ... | 1.835,3 | – | 2.201,5 | 1.749,0 | ... | ... | 8. Bank of Greece |
| 1,3 | 317,7 | 0,8 | – | ... | ... | 28,5 | 317,0 | 22,8 | – | ... | ... | 9. ABG-HIDB |
| 2.474,0 | 2.340,1 | 1.632,2 | 1.816,9 | ... | ... | 25.700,4 | 25.389,3 | 29.213,0 | 25.707,5 | ... | ... | 10. Other institutions |
| – | – | – | – | ... | ... | – | – | – | – | ... | ... | d. Allocation of SDRs |
| – | 1.661,3 | – | 2.712,3 | ... | ... | – | 9.706,9 | – | 32,3 | ... | ... | Net capital inflow |
| 99,8 | – | 141,4 | – | ... | ... | 534,2 | – | 1.027,9 | – | ... | ... | Difference due to gold holdings revaluation* and foreign exchange value adjustments⁽¹⁾ |
| 1.123,1 | – | 2.181,5 | – | ... | ... | 4.492,8 | – | – | 5.998,6 | ... | ... | Overall balance |
| | | | | | | | | | | | | III. CHANGES |
| 1.123,1 | – | 2.181,5 | – | ... | 160,4 | 4.492,8 | – | – | 5.992,2 | ... | ... | 11. Reserves |
| – | – | – | – | ... | ... | – | – | – | – | ... | ... | 12. Use of IMF credit |
| – | – | – | – | ... | ... | – | – | – | 6,4 | ... | ... | 13. Clearing accounts |

(α) Exports feb, imports cif. Excluding ships registered under the Greek flag.

(β) Including suppliers' credit and errors and omissions.

* On December 31st 1985, 1986 and 1987 gold holdings were revalued on the basis of the 65 per cent of the average market price of gold in US dollars during December of the respective years.

(1) Including foreign exchange value adjustment of exchange reserves.

37. Βασικά συνολικά μεγέθη του Ισοζυγίου Πληρωμών (α)
Main items of the Balance of Payments (α)

Εκατομμύρια δολάρια ΗΠΑ

| Κατηγορία | 1992 | | 1993 | | 1994 | | 1995 | | 1996 | | 1997 | |
|--|-----------------|-----------------|-----------------|-----------------|-----------------|-----------------|-----------------|-----------------|-----------------|-----------------|------------------|------------------|
| | Χρέωση | Πίστωση | Χρέωση | Πίστωση | Χρέωση | Πίστωση | Χρέωση | Πίστωση | Χρέωση | Πίστωση | Χρέωση | Πίστωση |
| | Debit | Credit | Debit | Credit | Debit | Credit | Debit | Credit | Debit | Credit | Debit | Credit |
| I. ΤΡΕΧΟΥΣΕΣ ΣΥΝΑΛΛΑΓΕΣ | | | | | | | | | | | | |
| α. Αγαθά και υπηρεσίες | 25.338,3 | 16.784,3 | 22.756,3 | 15.541,4 | 24.079,4 | 17.022,0 | 29.372,4 | 18.514,5 | 30.722,5 | 18.161,0 | 30.156,8 | 17.802,6 |
| 1. Αγαθά (α) | 19.902,0 | 6.008,8 | 17.615,5 | 5.034,3 | 18.741,7 | 5.218,9 | 22.928,6 | 5.782,8 | 24.135,5 | 5.769,9 | 23.644,1 | 5.373,3 |
| 2. Υπηρεσίες | 5.436,3 | 10.775,9 | 5.140,8 | 10.507,1 | 5.337,7 | 11.803,1 | 6.443,8 | 12.731,77 | 6.587,0 | 12.391,1 | 6.512,7 | 12.429,3 |
| Καθαρό αποτέλεσμα (1 και 2) | 8.553,6 | - | 7.214,9 | - | 7.057,4 | - | 10.857,9 | - | 12.561,5 | - | 12.354,2 | - |
| β. Μονομερείς μεταβιβάσεις | 14,3 | 6.489,5 | 17,4 | 6.516,0 | 28,3 | 6.964,1 | 31,2 | 8.038,7 | 30,5 | 8.053,0 | 27,6 | 7.538,2 |
| 3. Ιδιωτών | 14,3 | 2.431,5 | 17,4 | 2.431,0 | 28,3 | 2.657,1 | 31,2 | 3.070,7 | 30,7 | 2.996,0 | 27,6 | 2.916,2 |
| 4. Δημοσίου | - | 4.058,0 | - | 4.085,0 | - | 4.307,0 | - | 4.968,0 | - | 5.057,0 | - | 4.622,0 |
| Καθαρό αποτέλεσμα (3 και 4) | - | 6.475,2 | - | 6.498,6 | - | 6.935,8 | - | 8.007,5 | - | 8.022,3 | - | 7.510,6 |
| Ισοζύγιο τρεχούσων συναλλαγών | 2.078,4 | - | 716,3 | - | 121,6 | - | 2.850,4 | - | 4.539,2 | - | 4.843,6 | - |
| II. ΚΙΝΗΣΗ ΚΕΦΑΛΑΙΩΝ | 20.089,6 | 21.977,0 | 21.293,1 | 25.030,6 | 30.782,5 | 37.270,2 | 44.849,8 | 47.669,9 | 89.247,7 | 97.982,5 | 122.377,7 | 122.676,2 |
| α. Μακροπρόθεσμα κεφάλαια | 4.775,6 | 5.560,7 | 5.352,5 | 7.964,5 | 12.902,1 | 21.015,0 | 17.341,8 | 24.511,2 | 58.246,6 | 69.160,9 | 88.818,0 | 93.437,2 |
| 5. Ιδιωτών | 996,6 | 3.463,8 | 2.092,2 | 4.056,7 | 8.954,1 | 12.383,5 | 12.249,9 | 16.174,5 | 50.508,1 | 58.062,2 | 80.871,6 | 79.379,5 |
| 5.1. Επιχειρηματικά | 366,1 | 2.038,1 | 344,8 | 1.981,3 | 631,3 | 2.756,5 | 1.664,7 | 5.396,2 | 5.332,4 | 10.176,7 | 8.541,4 | 11.161,1 |
| 5.2. Αγορά ακινήτων | - | 1.082,4 | - | 946,0 | - | 956,4 | - | 1.040,4 | - | 1.043,9 | - | 966,6 |
| 5.3. Λοιπά | 630,5 | 343,3 | 1.747,4 | 1.129,4 | 8.322,8 | 8.670,6 | 10.585,2 | 9.737,9 | 45.175,7 | 46.841,6 | 72.330,2 | 67.251,8 |
| 6. Δημοσίου | 3.778,4 | 2.096,9 | 3.245,0 | 3.907,8 | 3.928,7 | 8.631,5 | 5.091,9 | 8.336,7 | 7.738,5 | 11.098,8 | 7.946,5 | 14.057,8 |
| 6.1. Κεντρική διοίκηση | 3.210,0 | 1.436,6 | 2.562,5 | 3.445,7 | 3.226,7 | 7.930,0 | 4.272,9 | 7.713,4 | 7.015,0 | 10.544,6 | 6.649,5 | 13.749,9 |
| 6.2. Δημόσιες επιχειρήσεις | 594,4 | 660,3 | 682,5 | 462,1 | 702,0 | 701,5 | 819,0 | 623,3 | 723,5 | 554,2 | 1.297,0 | 307,9 |
| 7. Εμπορικές πιστώσεις | 1,6 | - | 15,3 | - | 19,3 | - | - | - | - | - | - | - |
| β. Βραχυπρόθεσμα κεφάλαια (β) | 921,6 | 430,5 | 1.075,3 | - | 415,8 | 288,3 | 341,7 | 526,9 | - | 336,4 | - | 656,3 |
| γ. Κεφάλαια πιστωτ. ιδρυμάτων | 14.391,4 | 15.985,8 | 14.865,3 | 17.066,1 | 17.464,6 | 15.966,9 | 27.166,3 | 22.631,8 | 31.001,1 | 28.485,2 | 33.559,7 | 28.582,7 |
| 8. Τράπεζα της Ελλάδος | 1.448,8 | 3.097,7 | 1.748,2 | 3.915,4 | 1.791,1 | 0,0 | 2.384,6 | - | 2.193,8 | - | 2.569,9 | 974,0 |
| 9. ΑΤΕ, ΕΤΒΑ | 70,7 | 18,1 | 51,9 | 7,4 | 54,2 | 258,0 | 39,9 | - | 42,7 | 317,7 | 32,9 | - |
| 10. Λοιπά πιστωτικά ιδρύματα | 12.871,9 | 12.870,0 | 13.065,2 | 13.143,3 | 15.619,3 | 15.708,9 | 24.741,8 | 22.631,8 | 28.764,6 | 28.167,5 | 30.956,9 | 27.608,7 |
| δ. Κατανομή Ειδ. Τραβ. Δικ. | - | - | - | - | - | - | - | - | - | - | - | - |
| Καθαρή εισροή κεφαλαίων | - | 1.887,4 | - | 3.737,5 | - | 6.487,7 | - | 2.820,1 | - | 8.734,8 | - | 298,5 |
| Διαφορά λόγω αναπροσαρμογής της αξίας χρυσού* και των συναλλαγματικών ισοτιμιών ⁽¹⁾ | 263,6 | - | - | 87,9 | - | 371,6 | - | 334,3 | 754,0 | - | 1.302,1 | - |
| Ισοζύγιο εξωτερικών συναλλαγών | - | 454,6 | 3.109,1 | - | 6.737,7 | - | 304,0 | - | 3.441,7 | - | - | 5.847,2 |
| III. ΜΕΤΑΒΟΛΕΣ | | | | | | | | | | | | |
| 11. Συναλ/κά διαθέσιμα | - | 457,6 | 3.105,5 | - | 6.737,7 | - | 304,0 | - | 3.441,7 | - | - | 5.840,8 |
| 12. Πιστώσεις ΔΝΤ | - | - | - | - | - | - | - | - | - | - | - | - |
| 13. Λογαριασμοί Clearing | 3,0 | - | 3,6 | - | - | - | - | - | - | - | - | 6,4 |

(α) Εξαγωγές fob, εισαγωγές cif. Δεν περιλαμβάνεται η εγγραφή πλοίων στα ελληνικά νηολόγια.

(β) Περιλαμβάνονται οι εμπορικές πιστώσεις και τα τακτοποιητέα στοιχεία.

* Η αξία των διαθεσίμων σε χρυσό αναπροσαρμόστηκε με βάση το 65% του μέσου όρου των τιμών αγοράς της συγγίας χρυσού σε δολάρια ΗΠΑ το Δεκέμβριο του 1985, του 1986 και του 1987.

(1) Συμπεριλαμβάνεται και η διαφορά συναλλαγματικών ισοτιμιών των συναλλαγματικών διαθεσίμων.

37. Βασικά συνολικά μεγέθη του Ισοζυγίου Πληρωμών (α) (συνέχεια)
Main items of the Balance of Payments (α) (continued)

Million US dollars

| Δεκέμβριος – December | | | | | | Ιανουάριος – Δεκέμβριος / January – December | | | | | | I t e m |
|-----------------------|-------------------|-----------------|-------------------|-----------------|-------------------|--|-------------------|------------------|-------------------|-----------------|-------------------|--|
| 1996 | | 1997 | | 1998 | | 1996 | | 1997 | | 1998 | | |
| Χρέωση Debit | Πίστωση Credit | Χρέωση Debit | Πίστωση Credit | Χρέωση Debit | Πίστωση Credit | Χρέωση Debit | Πίστωση Credit | Χρέωση Debit | Πίστωση Credit | Χρέωση Debit | Πίστωση Credit | |
| | | | | | | | | | | | | I. CURRENT ACCOUNT |
| 2.865,7 | 1.460,3 | 2.773,3 | 1.705,5 | ... | ... | 30.722,5 | 18.161,0 | 30.156,8 | 17.802,6 | ... | ... | a. Goods and services |
| 2.271,7 | 541,0 | 2.192,7 | 762,7 | ... | ... | 24.135,5 | 5.769,9 | 23.644,1 | 5.373,3 | ... | ... | 1. Merchandise (α) |
| 594,0 | 919,3 | 580,6 | 942,8 | ... | ... | 6.587,0 | 12.391,1 | 6.512,7 | 12.429,3 | ... | ... | 2. Services |
| 1.405,4 | – | 1.067,8 | – | ... | ... | 12.561,5 | – | 12.354,2 | – | ... | ... | Net balance (1 and 2) |
| 2,5 | 1.548,6 | 2,2 | 1.229,3 | ... | ... | 30,7 | 8.053,0 | 27,6 | 7.538,2 | ... | ... | b. Unrequited transfers |
| 2,5 | 283,6 | 2,2 | 278,3 | ... | ... | 30,7 | 2.996,0 | 27,6 | 2.916,2 | ... | ... | 3. Private |
| – | 1.265,0 | – | 951,0 | ... | ... | – | 5.057,0 | – | 4.622,0 | ... | ... | 4. Official |
| – | 1.546,1 | – | 1.227,1 | ... | ... | – | 8.022,3 | – | 7.510,6 | ... | ... | Net balance (3 and 4) |
| – | 140,7 | – | 159,3 | ... | ... | 4.539,2 | – | 4.843,6 | – | ... | ... | Balance on current account |
| | | | | | | | | | | | | II. CAPITAL ACCOUNT |
| 16.117,1 | 15.145,1 | 9.844,9 | 10.111,2 | ... | ... | 89.247,7 | 97.982,5 | 122.377,7 | 122.676,2 | ... | ... | a. Long-term capital |
| 10.219,1 | 12.366,9 | 6.593,1 | 8.210,0 | ... | ... | 58.246,6 | 69.160,9 | 88.818,0 | 93.437,2 | ... | ... | 5. Private |
| 11.013,3 | 11.364,0 | 6.292,8 | 5.668,2 | ... | ... | 50.508,1 | 58.062,2 | 80.871,6 | 79.379,5 | ... | ... | 5.1. Entrepreneurial |
| 983,3 | 1.313,7 | 872,1 | 881,0 | ... | ... | 5.332,4 | 10.176,7 | 8.541,4 | 11.161,1 | ... | ... | 5.2. Real estate investment |
| – | 118,7 | – | 92,6 | ... | ... | – | 1.043,9 | – | 966,6 | ... | ... | 5.3. Other |
| 10.030,0 | 9.931,6 | 5.420,7 | 4.694,6 | ... | ... | 45.175,7 | 46.841,6 | 72.330,2 | 67.251,8 | ... | ... | 6. Official |
| 1.205,8 | 1.002,9 | 300,3 | 2.541,8 | ... | ... | 7.738,5 | 11.098,8 | 7.946,5 | 14.057,8 | ... | ... | 6.1. Central Government |
| 1.141,7 | 788,0 | 42,1 | 2.453,6 | ... | ... | 7.015,0 | 10.544,6 | 6.649,5 | 13.749,9 | ... | ... | 6.2. Public enterprises |
| 64,1 | 214,9 | 258,2 | 88,2 | ... | ... | 723,5 | 554,2 | 1.297,0 | 307,9 | ... | ... | 7. Suppliers' credit |
| – | – | – | – | ... | ... | – | – | – | – | ... | ... | b. Short-term capital (β) |
| 461,1 | – | 354,4 | – | ... | ... | – | 336,4 | – | 656,3 | ... | ... | c. Credit institutions |
| 3.436,9 | 2.778,2 | 2.897,4 | 1.901,2 | ... | ... | 31.001,1 | 28.485,2 | 33.559,7 | 28.582,7 | ... | ... | 8. Bank of Greece |
| 358,5 | – | 1.143,4 | – | ... | ... | 2.193,8 | – | 2.569,9 | 974,0 | ... | ... | 9. ABG-HIDB |
| 14,2 | – | 10,1 | – | ... | ... | 42,7 | 317,7 | 32,9 | – | ... | ... | 10. Other institutions |
| 3.064,2 | 2.778,2 | 1.743,9 | 1.901,2 | ... | ... | 28.764,6 | 28.167,5 | 30.956,9 | 27.608,7 | ... | ... | d. Allocation of SDRs |
| – | – | – | – | ... | ... | – | – | – | – | ... | ... | Net capital inflow |
| 972,0 | – | – | 266,3 | ... | ... | – | 8.734,8 | – | 298,5 | ... | ... | Difference due to gold holdings revaluation* and foreign exchange value adjustments⁽¹⁾ |
| 219,8 | – | – | – | ... | ... | 754,0 | – | 1.302,1 | – | ... | ... | Overall balance |
| – | 1.051,1 | 274,2 | – | ... | ... | 3.441,7 | – | – | 5.847,2 | ... | ... | III. CHANGES |
| – | 1.051,1 | 151,4 | – | ... | ... | 3.441,7 | – | – | 5.840,8 | ... | ... | 11. Reserves |
| – | – | 151,4 | – | ... | ... | – | – | – | – | ... | ... | 12. Use of IMF credit |
| – | – | – | – | ... | ... | – | – | – | 6,4 | ... | ... | 13. Clearing accounts |

(α) Exports feb, imports cif. Excluding ships registered under the Greek flag.

(β) Including suppliers' credit and errors and omissions.

* On December 31st 1985, 1986 and 1987 gold holdings were revalued on the basis of the 65 per cent of the average market price of gold in US dollars during December of the respective years.

(1) Including foreign exchange value adjustment of exchange reserves.

38. Ανάλυση εξαγωγών (fob) κατά κατηγορία και είδος εμπορεύματος
Exports (fob) by commodity and commodity group

Χιλιάδες δολάρια ΗΠΑ

| Κατηγορία | 1994 | 1995 | 1996 | 1997 | Νοέμβριος – November | | | Ιανουάριος January |
|--|------------------|------------------|------------------|------------------|----------------------|----------------|------|-----------------------|
| | | | | | 1996 | 1997 | 1998 | 1996 |
| I. Τρόφιμα και ποτά | 1.386.275 | 1.345.389 | 1.210.504 | 1.032.635 | 122.396 | 71.488 | ... | 1.100.515 |
| Κορινθιακή | 31.121 | 28.908 | 24.068 | 28.541 | 2.538 | 1.683 | ... | 21.427 |
| Σουλτανίνα | 34.500 | 39.205 | 26.002 | 25.912 | 2.958 | 2.839 | ... | 23.777 |
| Ελιές | 100.102 | 95.700 | 106.343 | 97.330 | 9.655 | 7.677 | ... | 96.770 |
| Ελαιόλαδο | 93.176 | 94.863 | 103.721 | 77.743 | 3.159 | 2.760 | ... | 100.890 |
| Κρασιά και ποτά | 76.412 | 84.302 | 73.728 | 86.783 | 7.080 | 6.739 | ... | 64.448 |
| Εσπεριδοειδή | 108.886 | 92.407 | 64.246 | 67.520 | 6.778 | 3.602 | ... | 58.405 |
| Άλλα ωπά φρούτα | 157.180 | 166.785 | 149.538 | 106.730 | 19.217 | 10.520 | ... | 139.504 |
| Φρούτα και λαχανικά διατηρημένα | 286.571 | 316.560 | 292.571 | 218.509 | 39.170 | 19.083 | ... | 266.601 |
| Φρουτοχυμοί | 19.716 | 30.706 | 28.922 | 23.866 | 3.346 | 1.803 | ... | 25.090 |
| Δημητριακά (σπύρι, κριθάρι, ρύζι) | 112.289 | 60.432 | 66.947 | 43.067 | 4.938 | 671 | ... | 62.670 |
| Τυριά | 34.939 | 43.437 | 45.207 | 43.288 | 3.127 | 1.748 | ... | 42.838 |
| Λοιπά τρόφιμα | 331.383 | 292.084 | 229.211 | 213.346 | 20.430 | 12.363 | ... | 198.095 |
| II. Καπνός | 120.501 | 136.821 | 202.074 | 180.867 | 18.303 | 9.273 | ... | 177.197 |
| III. Πρώτες ύλες και ημικατεργασμένα προϊόντα | 304.055 | 327.704 | 352.667 | 258.628 | 39.433 | 36.139 | ... | 325.691 |
| Βαμβάκι | 195.372 | 214.221 | 244.700 | 153.395 | 29.587 | 23.063 | ... | 226.422 |
| Δέρματα | 44.971 | 47.128 | 37.303 | 33.280 | 3.637 | 2.616 | ... | 33.844 |
| Σφουγγάρια | 3.937 | 2.359 | 1.060 | 2.326 | 53 | 143 | ... | 997 |
| Κολοφώνιο, τερεβινθέλαιο | 2.900 | 3.469 | 3.930 | 11.317 | 480 | 1.075 | ... | 3.694 |
| Πυρηνέλαια | 4.175 | 3.265 | 4.496 | 3.717 | 100 | 167 | ... | 4.312 |
| Λοιπές | 52.700 | 57.262 | 61.178 | 54.593 | 5.576 | 9.075 | ... | 56.422 |
| IV. Ορυκτά και μεταλλεύματα | 233.802 | 211.926 | 232.625 | 228.924 | 18.959 | 30.402 | ... | 209.413 |
| Βωξίτης | 16.242 | 12.142 | 12.546 | 6.410 | 1.851 | 5.185 | ... | 11.268 |
| Μαγνησία καυστική | 8.116 | 10.238 | 9.346 | 12.871 | 700 | 509 | ... | 8.674 |
| Μαγνησία δίπτυρη | 4.419 | 515 | 354 | 1.116 | - | 7 | ... | 354 |
| Μολύβδου μεταλλεύματα | 3.723 | 6.513 | 5.233 | 3.349 | 339 | 252 | ... | 4.909 |
| Μάρμαρα | 67.957 | 66.051 | 67.265 | 67.455 | 5.129 | 5.735 | ... | 58.562 |
| Λοιπά | 133.345 | 116.467 | 137.881 | 137.723 | 10.940 | 18.714 | ... | 125.646 |
| V. Πετρελαιοειδή | 605.748 | 490.607 | 651.824 | 601.237 | 51.082 | 29.563 | ... | 576.799 |
| Βενζίνη | 74.308 | 55.362 | 71.946 | 60.911 | 4.801 | 5.121 | ... | 55.917 |
| Λοιπά | 531.440 | 435.245 | 579.878 | 540.326 | 46.281 | 24.442 | ... | 520.882 |
| VI. Βιομηχανικά και βιοτεχνικά προϊόντα | 2.426.241 | 3.075.237 | 2.915.660 | 2.891.873 | 218.627 | 378.751 | ... | 2.664.905 |
| Κλωστοϋφαντουργικά | 1.242.586 | 1.491.071 | 1.429.075 | 1.325.267 | 99.408 | 163.888 | ... | 1.310.020 |
| Τσιμέντα | 142.372 | 158.464 | 163.508 | 152.426 | 13.389 | 11.576 | ... | 154.864 |
| Αντικροτικά | 7.170 | 37.905 | 26.645 | 9.333 | 129 | 84 | ... | 26.197 |
| Άλλα χημικά και φαρμακευτικά | 159.246 | 203.685 | 223.323 | 230.050 | 20.097 | 29.767 | ... | 200.289 |
| Αλουμίνιο και αλουμίνα | 124.928 | 168.861 | 157.771 | 286.780 | 10.550 | 25.618 | ... | 135.507 |
| Νικέλιο και σιδηρονικέλιο | 29.032 | 39.800 | 22.357 | 16.443 | 3.415 | 530 | ... | 22.319 |
| Σιδηρόφυλλα (λαμαρίνες) | 48.120 | 83.483 | 74.279 | 63.872 | 7.942 | 11.827 | ... | 64.252 |
| Άλλα μέταλλα και είδη από μέταλλο | 294.975 | 409.370 | 324.618 | 305.548 | 25.515 | 62.130 | ... | 304.570 |
| Μηχανήματα και μεταφορικά μέσα | 38.518 | 60.794 | 56.885 | 66.862 | 5.027 | 2.899 | ... | 53.348 |
| Όργανα εφαρμογής ηλεκτρισμού | 17.737 | 24.025 | 8.617 | 7.474 | 389 | 415 | ... | 7.305 |
| Γουναρικά | 37.431 | 21.179 | 32.532 | 38.854 | 6.568 | 12.440 | ... | 29.043 |
| Υποδήματα και είδη από δέρμα | 13.203 | 20.332 | 17.536 | 12.758 | 1.414 | 3.551 | ... | 16.162 |
| Είδη λαϊκής τέχνης | 13.402 | 16.017 | 13.462 | 11.650 | 1.418 | 669 | ... | 11.830 |
| Λοιπά | 257.521 | 340.261 | 365.052 | 364.556 | 23.366 | 53.357 | ... | 329.199 |
| VII. Λοιπά είδη (α) | 142.318 | 195.135 | 204.587 | 179.127 | 20.339 | 24.793 | ... | 174.336 |
| Γενικό σύνολο | 5.218.940 | 5.782.819 | 5.769.941 | 5.373.291 | 489.139 | 580.409 | ... | 5.228.856 |

(α) Περιλαμβάνονται οι εκκρεμείς εντολές.

38. Ανάλυση εξαγωγών (fob) κατά κατηγορία και είδος εμπορεύματος (συνέχεια)
Exports (fob) by commodity and commodity group (continued)

Thousand US dollars

| Νοέμβριος November | | Δεκέμβριος – December | | | Ιανουάριος – Δεκέμβριος January – December | | | I t e m |
|-----------------------|------|-----------------------|----------------|------|---|------------------|------|--|
| 1997 | 1998 | 1996 | 1997 | 1998 | 1996 | 1997 | 1998 | |
| 886.929 | ... | 109.989 | 145.706 | ... | 1.210.504 | 1.032.635 | ... | I. Food and beverages |
| 25.963 | ... | 2.641 | 2.578 | ... | 24.068 | 28.541 | ... | Currants |
| 20.481 | ... | 2.225 | 5.431 | ... | 26.002 | 25.912 | ... | Raisins |
| 84.268 | ... | 9.573 | 13.062 | ... | 106.343 | 97.330 | ... | Olives |
| 65.510 | ... | 2.831 | 12.233 | ... | 103.721 | 77.743 | ... | Olive oil |
| 69.537 | ... | 9.280 | 17.246 | ... | 73.728 | 86.783 | ... | Wines and spirits |
| 61.072 | ... | 5.841 | 6.448 | ... | 64.246 | 67.520 | ... | Citrus fruit |
| 81.297 | ... | 10.034 | 25.433 | ... | 149.538 | 106.730 | ... | Other fresh fruit |
| 184.163 | ... | 25.970 | 34.346 | ... | 292.571 | 218.509 | ... | Fruit and vegetables preserved |
| 21.058 | ... | 3.832 | 2.808 | ... | 28.922 | 23.866 | ... | Fruit juices |
| 42.027 | ... | 4.277 | 1.040 | ... | 66.947 | 43.067 | ... | Cereals (wheat, barley, rice) |
| 40.840 | ... | 2.369 | 2.448 | ... | 45.207 | 43.288 | ... | Cheese |
| 190.713 | ... | 31.116 | 22.63 | ... | 229.211 | 213.346 | ... | Other food |
| 174.419 | ... | 24.877 | 6.448 | ... | 202.074 | 180.867 | ... | II. Tobacco |
| 231.384 | ... | 26.976 | 27.244 | ... | 352.667 | 258.628 | ... | III. Raw materials and semi-finished products |
| 138.461 | ... | 18.278 | 14.934 | ... | 244.700 | 153.395 | ... | Cotton |
| 28.867 | ... | 3.459 | 4.413 | ... | 37.303 | 33.280 | ... | Skins and hides |
| 2.282 | ... | 63 | 44 | ... | 1.060 | 2.326 | ... | Sponges |
| 11.169 | ... | 236 | 148 | ... | 3.930 | 11.317 | ... | Rosin, turpentine |
| 3.840 | ... | 184 | -123 | ... | 4.496 | 3.717 | ... | Sulphur oil |
| 46.765 | ... | 4.756 | 7.828 | ... | 61.178 | 54.593 | ... | Other |
| 203.814 | ... | 23.212 | 25.110 | ... | 232.625 | 228.924 | ... | IV. Minerals and ores |
| 5.868 | ... | 1.278 | 542 | ... | 12.546 | 6.410 | ... | Bauxite |
| 11.206 | ... | 672 | 1.665 | ... | 9.346 | 12.871 | ... | Caustic magnesia |
| 907 | ... | - | 209 | ... | 354 | 1.116 | ... | Dead burnt magnesite |
| 3.142 | ... | 324 | 207 | ... | 5.233 | 3.349 | ... | Lead ore |
| 60.783 | ... | 8.703 | 6.672 | ... | 67.265 | 67.455 | ... | Marble |
| 121.908 | ... | 12.235 | 15.815 | ... | 137.881 | 137.723 | ... | Other |
| 504.375 | ... | 75.025 | 96.862 | ... | 651.824 | 601.237 | ... | V. Petroleum products |
| 51.077 | ... | 16.029 | 9.834 | ... | 71.946 | 60.911 | ... | Gasoline |
| 453.298 | ... | 58.996 | 87.028 | ... | 579.878 | 540.326 | ... | Other |
| 2.449.564 | ... | 250.755 | 442.309 | ... | 2.915.660 | 2.891.873 | ... | VI. Manufactures |
| 1.147.696 | ... | 119.055 | 177.571 | ... | 1.429.075 | 1.325.267 | ... | Textiles |
| 123.926 | ... | 8.644 | 28.500 | ... | 163.508 | 152.426 | ... | Cement |
| 9.313 | ... | 448 | 20 | ... | 26.645 | 9.333 | ... | Antiknock compound |
| 190.651 | ... | 23.034 | 39.399 | ... | 223.323 | 230.050 | ... | Chemicals, pharmaceuticals |
| 251.774 | ... | 22.264 | 35.006 | ... | 157.771 | 286.780 | ... | Aluminium and alumina |
| 5.526 | ... | 38 | 10.917 | ... | 22.357 | 16.443 | ... | Nickel, ferronickel |
| 40.927 | ... | 10.027 | 22.945 | ... | 74.279 | 63.872 | ... | Steel plate |
| 261.561 | ... | 20.048 | 43.987 | ... | 324.618 | 305.548 | ... | Metals and metal articles |
| 57.986 | ... | 3.537 | 8.876 | ... | 56.885 | 66.862 | ... | Machinery and means of transport |
| 6.518 | ... | 1.312 | 956 | ... | 8.617 | 7.474 | ... | Electrical appliances |
| 29.308 | ... | 3.489 | 9.546 | ... | 32.532 | 38.854 | ... | Furs |
| 12.207 | ... | 1.374 | 551 | ... | 17.536 | 12.758 | ... | Footwear, leather articles |
| 7.907 | ... | 1.632 | 3.743 | ... | 13.462 | 11.650 | ... | Handicraft articles |
| 304.264 | ... | 35.853 | 6.292 | ... | 365.052 | 364.556 | ... | Other |
| 160.158 | ... | 30.251 | 18.969 | ... | 204.587 | 179.127 | ... | VII. Unallocated (a) |
| 4.610.643 | ... | 541.085 | 762.648 | ... | 5.769.941 | 5.373.291 | ... | Grand total |

(a) Including orders for unspecified commodities.

39. Ανάλυση εισαγωγών (cif) κατά κατηγορία και είδος εμπορεύματος
Imports (cif) by commodity and commodity group

Χιλιάδες δολάρια ΗΠΑ

| Κατηγορία | 1994 | 1995 | 1996 | 1997 | Νοέμβριος – November | | | Ιανουάριος January |
|---------------------------------|------------------|------------------|------------------|------------------|----------------------|----------------|------|-----------------------|
| | | | | | 1996 | 1997 | 1998 | 1996 |
| I. Τρόφιμα | 2.760.343 | 3.218.551 | 3.169.785 | 3.137.631 | 269.414 | 236.620 | ... | 2.887.464 |
| α. Βασικά | 2.050.777 | 2.352.967 | 2.218.008 | 2.231.135 | 183.223 | 178.341 | ... | 2.017.220 |
| Κρέατα και ζωντανά ζώα | 784.099 | 885.044 | 873.009 | 851.818 | 76.573 | 71.776 | ... | 789.367 |
| Γαλακτοκομικά | 474.532 | 490.635 | 448.382 | 402.127 | 38.215 | 33.204 | ... | 411.606 |
| Ψαρικά | 164.132 | 169.773 | 173.691 | 172.937 | 13.256 | 12.686 | ... | 160.200 |
| Σιτάρι | 66.121 | 95.552 | 74.901 | 84.322 | 5.208 | 2.263 | ... | 67.553 |
| Δημητριακά (και αλεύρι) | 112.356 | 155.775 | 123.934 | 193.784 | 8.446 | 15.612 | ... | 112.091 |
| Όσπρια (και πατάτες) | 72.881 | 91.504 | 72.786 | 59.903 | 4.825 | 5.624 | ... | 67.681 |
| Ζάχαρη | 4.854 | 65.067 | 18.381 | 12.471 | 2.821 | 145 | ... | 17.723 |
| Καφές | 102.252 | 105.669 | 106.831 | 95.382 | 8.252 | 5.802 | ... | 100.781 |
| Ρύζι | 4.829 | 4.355 | 13.780 | 7.198 | 346 | 292 | ... | 11.877 |
| Φυτικά λάδια και σπόροι | 95.045 | 106.096 | 105.077 | 129.857 | 9.268 | 7.056 | ... | 87.826 |
| Ζωοτροφές | 99.492 | 111.829 | 132.793 | 119.196 | 9.708 | 15.653 | ... | 123.675 |
| Λοιπά | 70.184 | 71.668 | 74.443 | 102.140 | 6.305 | 8.228 | ... | 66.840 |
| β. Μη βασικά | 709.566 | 865.584 | 951.777 | 906.496 | 86.191 | 58.279 | ... | 870.244 |
| Κρέατα παρασκευασμένα | 31.753 | 33.208 | 25.640 | 22.878 | 1.526 | 1.444 | ... | 22.609 |
| Γαλακτοκομικά | 17.818 | 24.619 | 22.407 | 15.050 | 1.510 | 1.013 | ... | 20.628 |
| Ψαρικά οα παρασκευασμένα | 32.389 | 34.278 | 35.269 | 46.812 | 2.271 | 2.634 | ... | 32.967 |
| Κακάο και σοκολάτα | 62.027 | 91.125 | 82.840 | 82.889 | 8.879 | 7.167 | ... | 74.408 |
| Καρποί και φρούτα | 100.551 | 102.591 | 124.748 | 120.028 | 10.732 | 9.775 | ... | 116.789 |
| Ποτά οινοπνευματώδη κλπ. | 103.918 | 146.490 | 198.989 | 195.835 | 25.322 | 14.099 | ... | 168.629 |
| Λοιπά | 361.110 | 433.273 | 461.884 | 423.004 | 35.951 | 22.147 | ... | 434.314 |
| II. Πρώτες ύλες | 2.130.142 | 2.901.129 | 2.673.986 | 2.666.617 | 200.706 | 221.336 | ... | 2.443.532 |
| α. Καταναλωτικές | 1.227.635 | 1.667.672 | 1.682.059 | 1.576.111 | 135.494 | 122.687 | ... | 1.537.649 |
| Δέρματα ακατέργαστα | 29.641 | 40.722 | 26.612 | 23.893 | 2.116 | 2.136 | ... | 24.371 |
| Χαρτοπολτός | 67.457 | 64.624 | 60.929 | 45.662 | 2.705 | 4.085 | ... | 55.733 |
| Έρια | 12.776 | 11.004 | 11.165 | 11.887 | 886 | 155 | ... | 9.637 |
| Βαμβάκι και κλωστικές ίνες | 71.312 | 77.099 | 72.112 | 103.388 | 2.329 | 9.443 | ... | 66.856 |
| Λιπάσματα | 109.171 | 145.710 | 180.854 | 199.486 | 8.301 | 20.777 | ... | 161.410 |
| Λοιπά χημικά | 783.455 | 1.105.292 | 1.112.660 | 1.021.144 | 103.223 | 72.530 | ... | 1.021.662 |
| Ορυκτά και μεταλλεύματα | 30.797 | 60.422 | 63.397 | 55.803 | 5.967 | 3.702 | ... | 59.416 |
| Καουτσούκ ακατέργαστο | 30.501 | 37.999 | 46.612 | 23.407 | 2.880 | 2.449 | ... | 37.227 |
| Λοιπές | 92.525 | 124.800 | 107.718 | 91.441 | 7.087 | 7.410 | ... | 101.287 |
| β. Υλικά κατασκευών | 902.507 | 1.233.457 | 991.927 | 1.090.506 | 65.212 | 98.649 | ... | 905.883 |
| Σίδηρος και χάλυβας | 568.516 | 782.406 | 590.621 | 704.173 | 37.507 | 73.254 | ... | 536.331 |
| Ξυλεία | 166.166 | 200.716 | 180.935 | 180.933 | 12.725 | 16.656 | ... | 163.389 |
| Χαλκός και είδη από χαλκό | 156.240 | 243.206 | 210.776 | 195.631 | 14.748 | 8.229 | ... | 197.265 |
| Άσφαλτος | 2.763 | 2.148 | 887 | 3.364 | 127 | 8 | ... | 794 |
| Λοιπά | 8.822 | 4.981 | 8.708 | 6.405 | 105 | 432 | ... | 8.104 |
| III. Καύσιμα – λιπαντικά | 1.942.707 | 2.229.506 | 5.879.669 | 2.804.862 | 238.400 | 233.181 | ... | 2.392.567 |
| α. Άνθρακες | 20.907 | 38.586 | 43.845 | 52.464 | 235 | 8.848 | ... | 41.202 |
| β. Πετρελαιοειδή | 1.921.800 | 2.190.920 | 2.835.824 | 2.752.398 | 238.165 | 224.333 | ... | 2.351.365 |
| Πετρέλαιο αργό | 1.185.595 | 1.177.762 | 1.673.623 | 2.127.800 | 139.212 | 171.299 | ... | 1.361.643 |
| Βενζίνη | 206.123 | 192.549 | 179.919 | 124.944 | -191 | 14.611 | ... | 133.150 |
| Φωτιστικό πετρέλαιο | 6.924 | 2.359 | 1.786 | 4.870 | 20 | 70 | ... | 1.827 |
| Νάφθα | 417.919 | 697.362 | 825.971 | 365.464 | 75.842 | 32.845 | ... | 717.044 |
| Λιπαντικά | 77.796 | 85.555 | 116.281 | 81.662 | 19.584 | -1.610 | ... | 106.418 |
| Λοιπά | 27.443 | 35.333 | 38.249 | 47.658 | 3.698 | 7.118 | ... | 31.283 |

39. Ανάλυση εισαγωγών (cif) κατά κατηγορία και είδος εμπορεύματος (συνέχεια)
Imports (cif) by commodity and commodity group (continued)

Thousand US dollars

| Νοέμβριος November | | Δεκέμβριος – December | | | Ιανουάριος – Δεκέμβριος January – December | | | I t e m |
|-----------------------|------|-----------------------|----------------|------|---|------------------|------|--------------------------------|
| 1997 | 1998 | 1996 | 1997 | 1998 | 1996 | 1997 | 1998 | |
| 2.845.064 | ... | 282.321 | 292.567 | ... | 3.169.785 | 3.137.631 | ... | I. Food |
| 2.011.052 | ... | 200.788 | 220.083 | ... | 2.218.008 | 2.231.135 | ... | a. Basic |
| 773.420 | ... | 83.642 | 78.398 | ... | 873.009 | 851.818 | ... | Meat and live animals |
| 369.225 | ... | 36.776 | 32.902 | ... | 448.382 | 402.127 | ... | Dairy products |
| 156.709 | ... | 13.491 | 16.228 | ... | 173.691 | 172.937 | ... | Fish |
| 81.143 | ... | 7.348 | 3.179 | ... | 74.901 | 84.322 | ... | Wheat |
| 160.348 | ... | 11.843 | 33.436 | ... | 123.934 | 193.784 | ... | Cereals (and flour) |
| 54.529 | ... | 5.105 | 5.374 | ... | 72.786 | 59.903 | ... | Pulse (and potatoes) |
| 11.478 | ... | 658 | 993 | ... | 18.381 | 12.471 | ... | Sugar |
| 87.163 | ... | 6.050 | 8.219 | ... | 106.831 | 95.382 | ... | Coffee |
| 5.790 | ... | 1.903 | 1.407 | ... | 13.780 | 7.198 | ... | Rice |
| 115.134 | ... | 17.251 | 14.723 | ... | 105.077 | 129.857 | ... | Vegetable oils and seeds |
| 104.211 | ... | 9.118 | 14.985 | ... | 132.793 | 119.196 | ... | Animal geed |
| 91.901 | ... | 7.603 | 10.239 | ... | 74.443 | 102.140 | ... | Other |
| 834.012 | ... | 81.533 | 72.484 | ... | 951.777 | 906.496 | ... | b. Non-basic |
| 20.577 | ... | 3.031 | 2.301 | ... | 25.640 | 22.878 | ... | Meat preparations |
| 13.030 | ... | 1.779 | 2.020 | ... | 22.407 | 15.050 | ... | Dairy products |
| 44.570 | ... | 2.302 | 2.242 | ... | 35.269 | 46.812 | ... | Fish preparations |
| 73.421 | ... | 8.432 | 9.468 | ... | 82.840 | 82.889 | ... | Cocoa and chocolate |
| 109.643 | ... | 7.959 | 10.385 | ... | 124.748 | 120.028 | ... | Nuts and fruit |
| 178.104 | ... | 30.360 | 17.731 | ... | 198.989 | 195.835 | ... | Beverages |
| 394.667 | ... | 27.670 | 28.337 | ... | 461.884 | 423.004 | ... | Other |
| 2.441.145 | ... | 230.454 | 225.472 | ... | 2.673.986 | 2.666.617 | ... | II. Raw materials |
| 1.431.776 | ... | 144.410 | 144.335 | ... | 1.682.059 | 1.576.111 | ... | a. Consumption materials |
| 22.562 | ... | 2.241 | 1.331 | ... | 26.612 | 23.893 | ... | Hides and skins |
| 40.666 | ... | 5.196 | 4.996 | ... | 60.929 | 45.662 | ... | Paper pulp |
| 11.182 | ... | 1.528 | 705 | ... | 11.125 | 11.887 | ... | Wool |
| 92.008 | ... | 5.256 | 11.380 | ... | 72.112 | 103.338 | ... | Cotton and fibres |
| 182.801 | ... | 19.444 | 16.685 | ... | 180.854 | 199.486 | ... | Fertilizers |
| 931.013 | ... | 90.998 | 90.131 | ... | 1.112.660 | 1.021.144 | ... | Other chemicals |
| 48.792 | ... | 3.981 | 7.011 | ... | 63.397 | 55.803 | ... | Minerals and ores |
| 21.434 | ... | 9.335 | 1.973 | ... | 46.612 | 23.407 | ... | Raw rubber |
| 81.318 | ... | 6.431 | 10.123 | ... | 107.718 | 91.441 | ... | Other |
| 1.009.369 | ... | 86.044 | 81.137 | ... | 991.927 | 1.090.506 | ... | b. Construction materials |
| 646.626 | ... | 54.290 | 57.547 | ... | 590.621 | 704.173 | ... | Iron and steel |
| 165.848 | ... | 17.546 | 15.085 | ... | 180.935 | 180.933 | ... | Timber |
| 187.857 | ... | 13.511 | 7.774 | ... | 210.776 | 195.631 | ... | Copper and articles of copper |
| 3.365 | ... | 93 | -1 | ... | 887 | 3.364 | ... | Asphalt |
| 5.763 | ... | 604 | 732 | ... | 8.708 | 6.405 | ... | Other |
| 2.497.466 | ... | 487.102 | 307.396 | ... | 2.879.669 | 2.804.862 | ... | III. Fuels – lubricants |
| 47.071 | ... | 2.643 | 5.393 | ... | 43.845 | 52.464 | ... | a. Coal |
| 2.450.395 | ... | 484.459 | 302.003 | ... | 2.835.824 | 2.752.398 | ... | b. Petroleum products |
| 1.883.972 | ... | 311.980 | 243.828 | ... | 1.673.623 | 2.127.800 | ... | Crude oil |
| 113.902 | ... | 46.764 | 11.042 | ... | 179.919 | 124.944 | ... | Gasoline |
| 4.065 | ... | -41 | 805 | ... | 1.786 | 4.870 | ... | Lamp oil |
| 328.533 | ... | 108.927 | 36.931 | ... | 825.971 | 365.464 | ... | Diesel oil |
| 75.902 | ... | 9.863 | 5.760 | ... | 116.281 | 81.662 | ... | Lubricants |
| 44.021 | ... | 6.966 | 3.637 | ... | 38.249 | 47.658 | ... | Other |

39. Ανάλυση εισαγωγών (cif) κατά κατηγορία και είδος εμπορεύματος (συνέχεια)
Imports (cif) by commodity and commodity group (continued)

Χιλιάδες δολάρια ΗΠΑ

| Κατηγορία | 1994 | 1995 | 1996 | 1997 | Νοέμβριος – November | | | Ιανουάριος January |
|---|-------------------|-------------------|-------------------|-------------------|----------------------|------------------|------|-----------------------|
| | | | | | 1996 | 1997 | 1998 | 1996 |
| IV. Κεφαλαιουχικά | 4.433.116 | 5.702.727 | 6.147.670 | 5.643.441 | 508.552 | 410.624 | ... | 5.633.203 |
| <i>a. Μηχανήματα</i> | 3.520.945 | 4.587.398 | 4.996.020 | 4.630.805 | 391.123 | 345.247 | ... | 4.572.167 |
| Γεωργικά | 86.186 | 130.853 | 144.541 | 106.892 | 10.648 | 8.317 | ... | 135.448 |
| Ν.Δ. 2687/53 | ... | ... | ... | ... | ... | ... | ... | ... |
| Λοιπά | 3.434.759 | 4.456.545 | 4.851.479 | 4.523.913 | 380.475 | 336.930 | ... | 4.436.719 |
| <i>β. Μεταφορικά μέσα</i> | 535.433 | 680.513 | 666.267 | 526.880 | 75.259 | 23.045 | ... | 625.332 |
| Φορτηγά – λεωφορεία | 240.647 | 233.276 | 301.021 | 203.158 | 29.337 | 8.744 | ... | 280.105 |
| Λοιπά | 294.786 | 447.237 | 365.246 | 323.722 | 45.922 | 14.301 | ... | 345.227 |
| <i>γ. Ηλεκτροτεχνικός εξοπλισμός</i> | 376.738 | 434.816 | 485.383 | 485.756 | 42.170 | 42.332 | ... | 435.704 |
| V. Βιομηχανικά είδη κατανάλωσης ... | 7.474.279 | 8.875.804 | 9.263.502 | 9.391.359 | 776.259 | 819.152 | ... | 8.506.119 |
| <i>a. Ενδιάμεσα</i> | 656.647 | 820.325 | 722.383 | 803.168 | 62.659 | 67.283 | ... | 662.734 |
| Νήματα και κλωστές | 135.153 | 161.615 | 145.273 | 163.098 | 12.091 | 15.474 | ... | 133.414 |
| Μέταλλα (εκτός από σίδηρο, χάλυβα, χαλκό) | 187.174 | 229.656 | 169.615 | 227.091 | 11.381 | 18.177 | ... | 155.458 |
| Πλαστικές, τεχνητές, συνθετικές ύλες | 334.320 | 429.054 | 407.495 | 412.979 | 39.187 | 33.632 | ... | 373.862 |
| <i>β. Βασικά</i> | 2.068.079 | 2.533.171 | 2.695.441 | 2.864.137 | 225.420 | 216.925 | ... | 2.507.150 |
| Είδη αυτοκινήτων (ελαστικά, ανταλικά) | 416.521 | 463.552 | 421.885 | 556.801 | 40.218 | 46.646 | ... | 439.317 |
| Χαρτί και είδη από χαρτί | 277.387 | 419.507 | 394.604 | 373.059 | 26.142 | 29.832 | ... | 358.362 |
| Βιομηχανικά είδη από μέταλλο | 141.747 | 191.006 | 202.340 | 173.448 | 16.463 | 13.291 | ... | 182.831 |
| Ιατρικά και φαρμακευτικά | 423.825 | 527.782 | 681.838 | 703.821 | 60.333 | 47.319 | ... | 623.168 |
| Επιστημονικά, ιατρικά κλπ. όργανα .. | 381.249 | 430.412 | 459.524 | 512.357 | 38.376 | 31.419 | ... | 415.643 |
| Χρώματα και βαφές | 118.973 | 133.996 | 126.357 | 111.106 | 9.481 | 9.745 | ... | 119.928 |
| Λοιπά | 308.377 | 366.916 | 408.893 | 433.545 | 34.407 | 38.673 | ... | 367.901 |
| <i>γ. Μη βασικά</i> | 4.749.553 | 5.522.308 | 5.845.678 | 5.724.054 | 488.180 | 534.944 | ... | 5.336.235 |
| Καλλυντικά, αρώματα | 161.466 | 206.148 | 207.477 | 206.963 | 20.275 | 22.274 | ... | 194.220 |
| Είδη από δέρμα και γουναρικά | 154.982 | 184.058 | 153.013 | 121.016 | 12.616 | 11.483 | ... | 140.676 |
| Είδη υφαντουργίας | 1.008.283 | 1.255.527 | 1.325.380 | 1.264.247 | 118.866 | 117.279 | ... | 1.204.656 |
| Γυάλινα και πήλινα είδη | 264.114 | 303.557 | 332.427 | 349.004 | 26.456 | 29.289 | ... | 306.874 |
| Όργανα εφαρμογής ηλεκτρισμού .. | 447.031 | 494.292 | 512.068 | 455.438 | 51.285 | 35.903 | ... | 460.696 |
| Μεταφορικά μέσα, ιδιωτικού τύπου .. | 684.644 | 790.218 | 819.692 | 960.554 | 45.789 | 119.543 | ... | 768.020 |
| Είδη οικιακής οικονομίας | 302.745 | 343.549 | 431.279 | 469.314 | 35.299 | 39.599 | ... | 378.336 |
| Φωτογραφικά, κινηματογραφικά, μου- σικά και λοιπά όργανα, ρολόγια .. | 274.192 | 272.824 | 309.109 | 324.869 | 25.608 | 25.159 | ... | 269.819 |
| Είδη από ξύλο | 48.023 | 69.429 | 76.228 | 76.674 | 6.466 | 7.665 | ... | 66.754 |
| Τεχνουργήματα από πλαστικό | 189.812 | 273.150 | 230.060 | 240.646 | 22.784 | 23.603 | ... | 209.667 |
| Τεχνουργήματα από χαρτί κλπ. | 131.824 | 178.943 | 156.323 | 104.462 | 10.930 | 6.726 | ... | 145.805 |
| Έντυπα | 112.965 | 107.339 | 111.234 | 108.173 | 12.053 | 12.015 | ... | 100.772 |
| Πολύτιμοι λίθοι - μέταλλα κλπ. | 119.490 | 122.378 | 114.372 | 100.573 | 8.341 | 9.332 | ... | 109.292 |
| Λοιπά | 849.982 | 920.896 | 1.067.016 | 942.121 | 91.412 | 75.074 | ... | 980.648 |
| VI. Ναύλοι (που δεν κατανέμονται) | 1.134 | 853 | 867 | 155 | - | 3 | ... | 866 |
| Γενικό σύνολο | 18.741.721 | 22.928.570 | 24.135.479 | 23.644.065 | 1.993.331 | 1.920.916 | ... | 21.863.751 |

39. Ανάλυση εισαγωγών (cif) κατά κατηγορία και είδος εμπορεύματος (συνέχεια)
Imports (cif) by commodity and commodity group (continued)

Thousand US dollars

| Νοέμβριος November | | Δεκέμβριος – December | | | Ιανουάριος – Δεκέμβριος January – December | | | I t e m |
|-----------------------|------|-----------------------|------------------|------|---|-------------------|------|---|
| 1997 | 1998 | 1996 | 1997 | 1998 | 1996 | 1997 | 1998 | |
| 5.170.003 | ... | 514.467 | 473.438 | ... | 6.147.670 | 5.643.441 | ... | IV. Capital goods |
| 4.215.841 | ... | 423.853 | 414.964 | ... | 4.996.020 | 4.630.805 | ... | <i>a. Machinery</i> |
| 98.704 | ... | 9.039 | 8.188 | ... | 144.541 | 106.892 | ... | Agricultural machinery |
| 4.117.137 | ... | 414.760 | 406.776 | ... | 4.851.479 | 4.523.913 | ... | L. 2687/53 Other |
| 507.014 | ... | 40.935 | 19.866 | ... | 666.267 | 526.880 | ... | <i>b. Transport equipment</i> |
| 194.727 | ... | 20.916 | 8.431 | ... | 301.021 | 203.158 | ... | Trucks and buses |
| 312.287 | ... | 20.019 | 11.435 | ... | 365.246 | 323.722 | ... | Other |
| 447.148 | ... | 49.679 | 38.608 | ... | 485.383 | 485.756 | ... | <i>c. Electrical equipment</i> |
| 8.497.531 | ... | 757.383 | 893.828 | ... | 9.263.502 | 9.391.359 | ... | V. Manufactured consumer goods |
| 732.163 | ... | 59.649 | 71.005 | ... | 722.383 | 803.168 | ... | <i>a. Intermediate</i> |
| 149.351 | ... | 11.859 | 13.747 | ... | 145.273 | 163.098 | ... | Threads and yarns |
| 209.679 | ... | 14.157 | 17.412 | ... | 169.615 | 227.091 | ... | Metals (excl. iron, steel, cooper) |
| 373.133 | ... | 33.633 | 39.846 | ... | 407.495 | 412.979 | ... | Plastic and other synthetic materials |
| 2.558.451 | ... | 188.291 | 305.686 | ... | 2.695.441 | 2.864.137 | ... | <i>b. Basic</i> |
| 489.023 | ... | -17.432 | 67.778 | ... | 421.885 | 556.801 | ... | Motor vehicle articles (tyres, tubes, spare parts) |
| 344.973 | ... | 36.242 | 28.086 | ... | 394.604 | 373.059 | ... | Paper and paper articles |
| 154.977 | ... | 19.509 | 18.471 | ... | 202.340 | 173.448 | ... | Metal manufacturers |
| 619.429 | ... | 58.670 | 84.392 | ... | 681.838 | 703.821 | ... | Medical and pharmaceutical products |
| 466.820 | ... | 43.881 | 45.537 | ... | 459.524 | 512.357 | ... | Scientific and medical instruments |
| 101.498 | ... | 6.429 | 9.608 | ... | 126.357 | 111.106 | ... | Paints and dyes |
| 381.731 | ... | 40.992 | 51.814 | ... | 408.893 | 433.545 | ... | Other |
| 5.206.917 | ... | 509.443 | 517.137 | ... | 5.845.678 | 5.724.054 | ... | <i>c. Non-basic</i> |
| 192.450 | ... | 13.257 | 14.513 | ... | 207.477 | 206.963 | ... | Cosmetics, perfumes |
| 107.331 | ... | 12.337 | 13.685 | ... | 153.013 | 121.016 | ... | Leather articles and furs |
| 1.139.576 | ... | 120.724 | 124.671 | ... | 1.325.380 | 1.264.247 | ... | Textiles |
| 319.059 | ... | 25.553 | 29.945 | ... | 332.427 | 349.004 | ... | Glassware and pottery |
| 416.883 | ... | 51.372 | 38.555 | ... | 512.068 | 455.438 | ... | Electrical appliances |
| 867.961 | ... | 51.672 | 92.593 | ... | 819.692 | 960.554 | ... | Passenger vehicles (other than buses) |
| 419.632 | ... | 52.943 | 49.682 | ... | 431.279 | 469.314 | ... | Household articles |
| 293.913 | ... | 39.290 | 30.956 | ... | 309.109 | 324.869 | ... | Photographic, cinematographic, musi- cal instruments, watches and clocks |
| 69.220 | ... | 9.474 | 7.454 | ... | 76.228 | 76.674 | ... | Wood manufactures |
| 220.649 | ... | 20.393 | 19.997 | ... | 230.060 | 240.646 | ... | Plastic articles |
| 97.736 | ... | 10.518 | 6.726 | ... | 156.323 | 104.462 | ... | Paper articles etc. |
| 93.887 | ... | 10.462 | 14.286 | ... | 111.234 | 108.173 | ... | Printed matter |
| 93.079 | ... | 5.080 | 7.494 | ... | 114.372 | 100.573 | ... | Precious stones, metals etc. |
| 875.541 | ... | 86.368 | 66.580 | ... | 1.067.016 | 942.121 | ... | Other |
| 142 | ... | 1 | 13 | ... | 867 | 155 | ... | VI. Freight (unallocated) |
| 21.451.351 | ... | 2.271.728 | 2.192.714 | ... | 24.135.479 | 23.644.065 | ... | Grand total |

40. Ανάλυση άδηλων πόρων και πληρωμών
Invisible receipts and payments

Χιλιάδες δολάρια ΗΠΑ

| Κατηγορία | 1994 | 1995 | 1996 | 1997 | Νοέμβριος – November | | | Ιανουάριος January |
|--|-------------------|-------------------|-------------------|-------------------|----------------------|------------------|------|-----------------------|
| | | | | | 1996 | 1997 | 1998 | 1996 |
| Άδηλοι πόροι | | | | | | | | |
| 1. Ταξιδιωτικό | 3.904.883 | 4.135.797 | 3.723.147 | 3.772.771 | 176.459 | 186.726 | ... | 3.552.881 |
| 2. Μεταφορές | 1.957.128 | 2.189.771 | 2.263.461 | 2.111.288 | 194.110 | 185.402 | ... | 2.055.454 |
| Εμβάσματα εφοπλιστών | 1.407.508 | 1.650.218 | 1.691.233 | 1.533.998 | 133.218 | 143.107 | ... | 1.521.521 |
| Εμβάσματα ναυτικών (α) | 193.738 | 208.043 | 195.135 | 210.964 | 15.227 | 17.314 | ... | 180.061 |
| Εισφορές σε ασφ/κά ταμεία ναυτικών | 88.421 | 101.694 | 129.383 | 87.913 | 27.581 | 4.438 | ... | 126.458 |
| Νάυλοι εμπορευμάτων | 100.386 | 47.773 | 92.564 | 54.376 | 6.506 | 4.866 | ... | 86.447 |
| Ανεφοδιασμός – επισκευές | 118.869 | 135.503 | 119.571 | 202.534 | 9.970 | 14.185 | ... | 106.745 |
| Εισπήτρια επιβατών | 48.206 | 46.540 | 35.575 | 21.503 | 1.558 | 1.547 | ... | 34.222 |
| 3. Μονομερείς μεταβιβάσεις | 6.969.016 | 8.043.397 | 8.056.462 | 7.543.626 | 718.841 | 679.695 | ... | 6.507.227 |
| Εμβάσματα μεταναστών | 2.575.980 | 2.981.700 | 2.894.478 | 2.816.000 | 247.880 | 239.984 | ... | 2.621.626 |
| Συντάξεις | 81.075 | 88.977 | 101.525 | 100.185 | 10.001 | 7.412 | ... | 90.738 |
| Μεταβιβάσεις ΕΕ | 4.307.000 | 4.968.000 | 5.057.000 | 4.622.000 | 460.000 | 432.000 | ... | 3.792.000 |
| Λοιπές (γ) | 4.961 | 4.720 | 3.459 | 5.441 | 960 | 299 | ... | 2.818 |
| 4. Τόκοι | 743.936 | 986.697 | 908.976 | 928.459 | 64.416 | 66.463 | ... | 806.387 |
| Δημοσίου | 650.343 | 928.327 | 770.756 | 836.798 | 52.797 | 59.168 | ... | 688.133 |
| Ιδιωτών | 93.593 | 58.370 | 138.220 | 91.661 | 11.619 | 7.295 | ... | 118.254 |
| 5. Μερίσματα – κέρδη | 44.521 | 22.214 | 62.395 | 33.297 | 7.990 | 1.302 | ... | 57.243 |
| 6. Υπηρεσίες Δημοσίου (δ) | 71.023 | 76.553 | 85.322 | 62.636 | 15.286 | 3.413 | ... | 76.283 |
| 7. Αναλήψεις από καταθέσεις μετατρέψιμες σε δραχμές | 2.640.000 | 2.810.000 | 3.005.670 | 3.060.000 | 250.000 | 270.000 | ... | 2.785.670 |
| 8. Λοιποί πόροι | 2.436.651 | 2.505.999 | 2.338.680 | 2.455.442 | 168.920 | 205.822 | ... | 2.135.627 |
| Προμήθειες αντιπροσώπων | 54.126 | 71.729 | 59.027 | 54.761 | 7.867 | 3.844 | ... | 55.904 |
| Αμοιβές και μισθοί | 310.246 | 304.413 | 185.156 | 246.336 | 10.717 | 20.748 | ... | 172.625 |
| Ασφάλιστα | 17.338 | 23.584 | 28.134 | 26.339 | 1.249 | 3.280 | ... | 24.473 |
| Τηλεπικοινωνίες | 98.712 | 86.952 | 71.037 | 68.477 | 3.364 | 8.166 | ... | 65.671 |
| Λοιπά | 1.956.229 | 2.019.321 | 1.995.326 | 2.059.529 | 145.723 | 169.784 | ... | 1.816.954 |
| Σύνολο | 18.767.158 | 20.770.428 | 20.444.113 | 19.967.519 | 1.596.022 | 1.598.823 | ... | 17.976.172 |
| Άδηλες πληρωμές | | | | | | | | |
| 1. Ταξιδιωτικό | 1.124.784 | 1.322.863 | 1.210.084 | 1.326.814 | 101.067 | 120.159 | ... | 1.100.530 |
| Τουρισμός | 828.867 | 990.467 | 909.326 | 1.015.470 | 74.042 | 92.234 | ... | 825.750 |
| Σπουδές | 222.839 | 260.411 | 233.298 | 253.997 | 21.043 | 23.817 | ... | 212.514 |
| Ιατρική περίθαλψη | 73.029 | 71.985 | 67.460 | 57.347 | 5.982 | 4.108 | ... | 62.266 |
| 2. Μεταφορές | 313.763 | 421.605 | 431.181 | 393.730 | 30.233 | 29.850 | ... | 392.613 |
| Εφοπλιστικές δαπάνες | 161.157 | 199.192 | 209.535 | 156.146 | 8.937 | 17.570 | ... | 195.702 |
| Εισπήτρια | 129.649 | 171.402 | 185.906 | 209.907 | 19.817 | 10.139 | ... | 165.680 |
| Ανεφοδιασμός – επισκευές | 22.957 | 51.011 | 35.740 | 27.677 | 1.479 | 2.141 | ... | 31.231 |
| 3. Μονομερείς μεταβιβάσεις | 28.325 | 31.161 | 30.654 | 27.601 | 2.613 | 2.038 | ... | 28.182 |
| Συντάξεις | 28.325 | 31.161 | 30.654 | 27.601 | 2.613 | 2.038 | ... | 28.182 |
| Λοιπές | - | - | - | - | - | - | ... | - |
| 4. Τόκοι | 1.985.367 | 2.489.942 | 2.818.060 | 2.369.327 | 252.273 | 269.268 | ... | 2.555.136 |
| Δημοσίου | 1.856.477 | 2.232.659 | 2.516.573 | 2.086.418 | 226.755 | 243.263 | ... | 2.271.663 |
| Ιδιωτών | 128.980 | 257.283 | 401.487 | 282.909 | 25.518 | 26.005 | ... | 283.473 |
| 5. Μερίσματα – κέρδη | 116.167 | 192.719 | 185.196 | 112.138 | 16.241 | 2.923 | ... | 173.695 |
| 6. Υπηρεσίες δημοσίου (δ) | 353.655 | 365.067 | 407.912 | 454.154 | 24.142 | 39.515 | ... | 372.945 |
| 7. Λοιπές πληρωμές | 1.443.987 | 1.651.623 | 1.534.622 | 1.856.575 | 107.663 | 183.816 | ... | 1.398.110 |
| Προμήθειες αντιπροσώπων | 121.676 | 153.983 | 117.684 | 111.323 | 7.141 | 7.625 | ... | 106.702 |
| Αμοιβές και μισθοί | 221.510 | 300.426 | 319.376 | 341.931 | 22.593 | 44.544 | ... | 290.989 |
| Ασφάλιστα | 44.080 | 49.723 | 61.610 | 75.267 | 5.431 | 5.620 | ... | 55.703 |
| Τηλεπικοινωνίες | 55.719 | 95.135 | 77.910 | 87.737 | 3.628 | 2.942 | ... | 73.480 |
| Δικαιώματα ευρεσιτεχνίας | 46.431 | 58.030 | 56.942 | 58.054 | 5.342 | 5.196 | ... | 51.145 |
| Λοιπά | 954.571 | 994.326 | 901.100 | 1.182.263 | 63.528 | 117.889 | ... | 820.091 |
| Σύνολο | 5.366.048 | 6.474.980 | 6.617.709 | 6.540.339 | 534.232 | 647.569 | ... | 6.021.211 |
| Ισοζύγιο άδηλων συναλλαγών | 13.401.110 | 14.295.448 | 13.826.404 | 13.427.180 | 1.061.790 | 951.254 | ... | 11.954.961 |

(α) Περιλαμβάνονται και οι αναλήψεις σε δραχμές των καταθέσεων των ναυτικών.

(β) Περιλαμβάνονται και οι αναλήψεις σε δραχμές των καταθέσεων των εργατών.

(γ) Περιλαμβάνονται και η κατηγορία "Βοήθεια - επανορθώσεις - αποζημιώσεις".

(δ) Περιλαμβάνονται δαπάνες ξένων αποστολών, προξενικά τέλη και δαπάνες για έργα υποδομής του NATO.

40. Ανάλυση άδηλων πόρων και πληρωμών
Invisible receipts and payments

Thousand US dollars

| Νοέμβριος November | | Δεκέμβριος – December | | | Ιανουάριος – Δεκέμβριος January – December | | | I t e m |
|-----------------------|------|-----------------------|------------------|------|---|-------------------|------|---|
| 1997 | 1998 | 1996 | 1997 | 1998 | 1996 | 1997 | 1998 | |
| | | | | | | | | Invisible receipts |
| 3.585.621 | ... | 170.866 | 187.150 | ... | 3.723.147 | 3.772.771 | ... | 1. <i>Travel</i> |
| 1.911.376 | ... | 208.007 | 199.912 | ... | 2.263.461 | 2.111.288 | ... | 2. <i>Transportation</i> |
| 1.397.123 | ... | 169.712 | 136.875 | ... | 1.691.233 | 1.533.998 | ... | Shipowners' remittances |
| 193.077 | ... | 15.074 | 17.887 | ... | 195.135 | 210.964 | ... | Seamen's remittances (α) |
| 81.018 | ... | 2.925 | 6.895 | ... | 129.383 | 87.913 | ... | Contributions to seamen's [pension funds] |
| 46.457 | ... | 6.117 | 7.919 | ... | 92.564 | 54.376 | ... | Freight |
| 174.235 | ... | 12.826 | 28.299 | ... | 119.571 | 202.534 | ... | Supplies and repairs |
| 19.466 | ... | 1.353 | 2.037 | ... | 35.575 | 21.503 | ... | Passenger fares |
| 6.314.031 | ... | 1.549.235 | 1.229.595 | ... | 8.056.462 | 7.543.626 | ... | 3. <i>Unrequited transfers</i> |
| 2.545.521 | ... | 272.852 | 270.479 | ... | 2.894.478 | 2.816.000 | ... | Emigrants' remittances (β) |
| 92.407 | ... | 10.742 | 7.778 | ... | 101.525 | 100.185 | ... | Pensions |
| 3.671.000 | ... | 1.265.000 | 951.000 | ... | 5.057.000 | 4.622.000 | ... | EE transfers |
| 5.103 | ... | 641 | 338 | ... | 3.459 | 5.441 | ... | Other (γ) |
| 861.741 | ... | 102.589 | 66.718 | ... | 908.976 | 928.459 | ... | 4. <i>Interest</i> |
| 780.111 | ... | 82.623 | 56.687 | ... | 770.756 | 836.798 | ... | Official |
| 81.630 | ... | 19.966 | 10.031 | ... | 138.220 | 91.661 | ... | Private |
| 26.409 | ... | 5.152 | 6.888 | ... | 62.395 | 33.297 | ... | 5. <i>Dividends and profits</i> |
| 56.584 | ... | 9.039 | 6.052 | ... | 85.322 | 62.636 | ... | 6. <i>Official services (δ)</i> |
| 2.810.000 | ... | 220.000 | 250.000 | ... | 3.005.670 | 3.060.000 | ... | 7. <i>Withdrawals out of convertible drachma deposits</i> |
| 2.229.684 | ... | 203.053 | 225.758 | ... | 2.338.680 | 2.455.442 | ... | 8. <i>Other receipts</i> |
| 49.699 | ... | 3.123 | 5.062 | ... | 59.027 | 54.761 | ... | Commissions |
| 221.485 | ... | 12.531 | 24.851 | ... | 185.156 | 246.336 | ... | Labour income |
| 25.470 | ... | 3.661 | 869 | ... | 28.134 | 26.339 | ... | Non-merchandise insurance |
| 62.820 | ... | 5.366 | 5.657 | ... | 71.037 | 68.477 | ... | Communications |
| 1.870.210 | ... | 178.372 | 189.319 | ... | 1.995.326 | 2.059.529 | ... | Other |
| 17.795.446 | ... | 2.467.941 | 2.172.073 | ... | 20.444.113 | 19.967.519 | ... | T o t a l |
| | | | | | | | | Invisible payments |
| 1.204.670 | ... | 109.554 | 122.144 | ... | 1.210.084 | 1.326.814 | ... | 1. <i>Travel</i> |
| 922.846 | ... | 83.576 | 92.624 | ... | 909.326 | 1.015.470 | ... | Tourism |
| 229.317 | ... | 20.784 | 24.680 | ... | 233.298 | 253.997 | ... | Studies |
| 52.507 | ... | 5.194 | 4.840 | ... | 67.460 | 57.347 | ... | Medical care |
| 363.483 | ... | 38.568 | 30.247 | ... | 431.181 | 393.730 | ... | 2. <i>Transportation</i> |
| 143.836 | ... | 13.833 | 12.310 | ... | 209.535 | 156.146 | ... | Shipping office expenses |
| 196.304 | ... | 20.226 | 13.603 | ... | 185.906 | 209.907 | ... | Passenger fares |
| 23.343 | ... | 4.509 | 4.334 | ... | 35.740 | 27.677 | ... | Supplies and repairs |
| 25.445 | ... | 2.472 | 2.156 | ... | 30.654 | 27.601 | ... | 3. <i>Unrequited transfers</i> |
| 25.445 | ... | 2.472 | 2.156 | ... | 30.654 | 27.601 | ... | Pensions |
| - | ... | - | - | ... | - | - | ... | Other |
| 2.201.746 | ... | 262.924 | 167.581 | ... | 2.818.060 | 2.369.327 | ... | 4. <i>Interest</i> |
| 1.954.355 | ... | 244.910 | 132.063 | ... | 2.516.573 | 2.086.418 | ... | Official |
| 247.391 | ... | 18.014 | 35.518 | ... | 401.487 | 282.909 | ... | Private |
| 71.740 | ... | 11.501 | 40.398 | ... | 185.196 | 112.138 | ... | 5. <i>Dividends and profits</i> |
| 422.150 | ... | 34.967 | 32.004 | ... | 407.912 | 454.154 | ... | 6. <i>Official services (δ)</i> |
| 1.668.240 | ... | 136.512 | 188.335 | ... | 1.534.622 | 1.586.575 | ... | 7. <i>Other payments</i> |
| 101.707 | ... | 10.982 | 9.616 | ... | 117.684 | 111.323 | ... | Commissions |
| 313.119 | ... | 28.387 | 28.812 | ... | 319.376 | 341.931 | ... | Labour income |
| 68.212 | ... | 5.907 | 7.055 | ... | 61.610 | 75.267 | ... | Non-merchandise insurance |
| 71.230 | ... | 4.430 | 16.507 | ... | 77.910 | 87.737 | ... | Communications |
| 56.252 | ... | 5.797 | 1.802 | ... | 56.942 | 58.054 | ... | Royalties |
| 1.057.720 | ... | 81.009 | 124.543 | ... | 901.100 | 1.182.263 | ... | Other |
| 5.957.474 | ... | 596.498 | 582.865 | ... | 6.617.709 | 6.540.339 | ... | T o t a l |
| 11.837.972 | ... | 1.871.443 | 1.589.208 | ... | 13.826.404 | 13.427.180 | ... | Balance on invisibles |

(α) Including withdrawals in drachmas out of Greek seamen's deposits.

(β) Including withdrawals in drachmas out of deposits of Greeks working abroad.

(γ) Including the item "Reparations and restitutions".

(δ) Including expenses of embassies and consulates as well as expenditure on NATO infrastructure.

41. Ανάλυση κίνησης κεφαλαίων
Capital movement

Εκατομμύρια δολάρια ΗΠΑ

| Κατηγορία | 1992 | | 1993 | | 1994 | | 1995 | | 1996 | | 1997 | |
|---|-----------------|-----------------|-----------------|-----------------|-----------------|-----------------|-----------------|-----------------|-----------------|-----------------|------------------|------------------|
| | Χρέωση | Πίστωση | Χρέωση | Πίστωση | Χρέωση | Πίστωση | Χρέωση | Πίστωση | Χρέωση | Πίστωση | Χρέωση | Πίστωση |
| | Debit | Credit | Debit | Credit | Debit | Credit | Debit | Credit | Debit | Credit | Debit | Credit |
| I. Μακροπρόθεσμα κεφάλαια | 4.776,6 | 5.560,7 | 5.352,5 | 7.964,5 | 12.902,1 | 21.015,0 | 17.341,8 | 24.511,2 | 58.246,6 | 69.160,9 | 88.818,0 | 93.437,2 |
| <i>a. Ιδιωτών</i> | 996,6 | 3.463,8 | 2.092,2 | 4.056,7 | 8.954,1 | 12.383,5 | 12.249,9 | 16.174,5 | 50.508,1 | 58.062,2 | 80.871,6 | 79.379,5 |
| 1. Επιχειρηματικά βάσει ΝΔ 2687/53 (α) | 17,8 | 61,7 | 3,5 | 31,4 | 5,3 | 25,0 | 10,5 | 12,9 | 21,4 | 14,2 | 8,3 | 16,5 |
| 2. Λοιπά επιχειρηματικά (β) | 348,3 | 1.976,4 | 341,3 | 1.949,9 | 626,0 | 2.731,5 | 1.654,2 | 5.383,3 | 5.311,0 | 10.162,5 | 8.533,1 | 11.144,6 |
| 3. Αγορά ακινήτων | - | 1.082,4 | - | 946,0 | - | 956,4 | - | 1.040,4 | - | 1.043,9 | - | 966,6 |
| 4. Λοιπά | 630,5 | 343,3 | 1.747,4 | 1.129,4 | 8.322,8 | 8.670,6 | 10.585,2 | 9.737,9 | 45.175,7 | 46.841,6 | 72.330,2 | 67.251,8 |
| <i>β. Δημοσίου</i> | 3.778,4 | 2.096,9 | 3.245,0 | 3.907,8 | 3.928,7 | 8.631,5 | 5.091,9 | 8.336,7 | 7.738,5 | 11.098,8 | 7.946,5 | 14.507,8 |
| 1. Κεντρική διοίκηση | 3.210,0 | 1.436,6 | 2.562,5 | 3.445,7 | 3.226,7 | 7.930,0 | 4.272,9 | 7.713,4 | 7.015,0 | 10.544,6 | 6.649,5 | 13.749,9 |
| 2. Δημόσιες επιχειρήσεις | 568,4 | 660,3 | 682,5 | 462,1 | 702,0 | 701,5 | 819,0 | 623,3 | 723,5 | 554,2 | 1.297,0 | 307,9 |
| ΔΕΗ | 230,2 | 447,2 | 292,2 | 416,6 | 491,3 | 269,7 | 556,4 | 204,6 | 366,2 | 157,6 | 798,8 | 287,4 |
| ΟΤΕ | 160,9 | - | 77,6 | - | 102,5 | 246,5 | 117,6 | 173,4 | 272,3 | - | 319,8 | - |
| Λοιπές | 177,3 | 213,1 | 312,7 | 45,5 | 108,2 | 185,3 | 145,0 | 245,3 | 85,0 | 396,6 | 174,4 | 20,5 |
| <i>γ. Εμπορικές πιστώσεις (γ)</i> | 1,6 | - | 15,3 | - | 19,3 | - | - | - | - | - | - | - |
| II. Βραχυπρόθεσμα κεφάλαια | 921,6 | 430,5 | 1.075,3 | - | 415,8 | 288,3 | 341,7 | 526,9 | - | 336,4 | - | 656,3 |
| <i>a. Εμπορικές πιστώσεις</i> | - | 430,5 | 412,8 | - | - | 288,3 | - | 526,9 | - | 258,9 | - | 469,7 |
| <i>β. Τακτοποιητέα στοιχεία</i> | 921,6 | - | 662,5 | - | 415,8 | - | 341,7 | - | - | 77,5 | - | 186,6 |
| III. Κεφάλαια πιστωτικών ιδρυμάτων | 14.391,4 | 15.985,8 | 14.865,3 | 17.066,1 | 17.464,6 | 15.966,9 | 27.166,3 | 22.631,8 | 31.001,1 | 28.485,2 | 33.559,7 | 28.582,7 |
| <i>a. Τράπεζα της Ελλάδος</i> | 1.448,8 | 3.097,7 | 1.748,2 | 3.915,4 | 1.791,1 | - | 2.384,6 | - | 2.193,8 | - | 2.569,9 | 974,0 |
| 1. Μακροπρόθεσμα | 1.448,8 | 2.911,6 | 1.328,2 | 3.915,4 | 1.791,1 | - | 2.384,6 | - | 2.193,8 | - | 2.569,9 | - |
| 2. Βραχυπρόθεσμα | - | 186,1 | 420,0 | - | - | - | - | - | - | - | - | 974,0 |
| <i>β. ΕΤΒΑ (μακροπρόθεσμα)</i> | 21,1 | 18,1 | 11,4 | 7,4 | 13,5 | - | 10,2 | - | 10,8 | - | 10,1 | - |
| <i>γ. ΑΤΕ</i> | 49,6 | - | 40,5 | - | 40,7 | 258,0 | 29,7 | - | 31,9 | 317,7 | 22,8 | - |
| 1. Long-term | 49,6 | - | 40,5 | - | 40,7 | 258,0 | 29,7 | - | 31,9 | 317,7 | 22,8 | - |
| 2. Short-term | - | - | - | - | - | - | - | - | - | - | - | - |
| <i>δ. Λοιπά πιστωτικά ιδρύματα</i> | 12.871,9 | 12.870,0 | 13.065,2 | 13.143,3 | 15.619,3 | 15.708,9 | 24.741,8 | 22.631,8 | 28.764,6 | 28.167,5 | 30.956,9 | 27.608,7 |
| 1. Μακροπρόθεσμα | 48,9 | 71,2 | 33,8 | 65,9 | 15,4 | 44,6 | 22,6 | 28,3 | 20,8 | 26,3 | 20,1 | 15,4 |
| 2. Βραχυπρόθεσμα (δ) | 12.823,0 | 12.798,8 | 13.031,4 | 13.077,4 | 15.603,9 | 15.664,3 | 24.741,8 | 22.603,5 | 28.743,8 | 28.141,2 | 30.936,8 | 27.593,3 |
| IV. Κατανομή Ειδικών Τραβ. Δικαιωμάτων | - | - | - | - | - | - | - | - | - | - | - | - |
| T o t a l | 20.089,6 | 21.977,0 | 21.293,1 | 25.030,6 | 30.782,5 | 37.270,2 | 44.849,8 | 47.669,9 | 89.247,7 | 97.982,5 | 122.377,7 | 122.676,2 |

- (α) Κεφάλαια που εισάγονται από ιδιωτικές επιχειρήσεις σύμφωνα με τη διαδικασία του ΝΔ 2687/53. Δεν είναι δυνατόν να γίνει διαχωρισμός των κεφαλαίων αυτών σε άμεσες επενδύσεις και κεφάλαια κίνησης των επιχειρήσεων.
 (β) Κεφάλαια που εισάγονται από ιδιωτικές επιχειρήσεις εκτός της διαδικασίας του ΝΔ 2687/53. Και για τα κεφάλαια αυτά δεν είναι εφικτός ο διαχωρισμός σε άμεσες επενδύσεις και κεφάλαια κίνησης των επιχειρήσεων.
 (γ) Δεν είναι δυνατόν να γίνει διαχωρισμός των μακροπρόθεσμων εμπορικών πιστώσεων κατα φορέα.
 (δ) Το μεγαλύτερο μέρος αποτελούν οι καταθέσεις ιδιωτών σε συνάλλαγμα.

41. Ανάλυση κίνησης κεφαλαίων (συνέχεια)
Capital movement (continued)

Million US dollars

| Νοέμβριος – November | | | | | | Ιανουάριος – Νοέμβριος/ January – November | | | | | | I t e m |
|----------------------|-------------------|-----------------|-------------------|-----------------|-------------------|--|-------------------|------------------|-------------------|-----------------|-------------------|--------------------------------------|
| 1996 | | 1997 | | 1998 | | 1996 | | 1997 | | 1998 | | |
| Χρέωση Debit | Πίστωση Credit | Χρέωση Debit | Πίστωση Credit | Χρέωση Debit | Πίστωση Credit | Χρέωση Debit | Πίστωση Credit | Χρέωση Debit | Πίστωση Credit | Χρέωση Debit | Πίστωση Credit | |
| 8.318,7 | 9.709,4 | 3.384,1 | 4.660,6 | ... | ... | 46.027,5 | 56.794,1 | 82.224,9 | 85.227,2 | ... | ... | I. Long-term capital |
| 7.890,6 | 8.189,0 | 3.217,6 | 3.547,1 | ... | ... | 39.494,8 | 46.698,2 | 74.578,7 | 73.711,2 | ... | ... | a. Private |
| 1,9 | 1,2 | 0,4 | 0,9 | ... | ... | 18,0 | 13,1 | 8,1 | 15,3 | ... | ... | 1. Entrepreneurial LD 2687/53 (α) |
| 582,2 | 997,7 | 664,3 | 954,5 | ... | ... | 4.331,1 | 8.849,9 | 7.661,2 | 10.264,8 | ... | ... | 2. Other entrepre- neurial (β) |
| - | 84,3 | - | 74,5 | ... | ... | - | 925,2 | - | 874,0 | ... | ... | 3. Real estate investment |
| 7.306,5 | 7.105,8 | 2.552,9 | 2.517,2 | ... | ... | 35.145,7 | 36.910,0 | 66.909,5 | 62.557,2 | ... | ... | 4. Other |
| 428,1 | 1.520,4 | 166,5 | 1.113,5 | ... | ... | 6.532,7 | 10.095,9 | 7.646,2 | 11.516,0 | ... | ... | b. Official |
| 297,0 | 1.336,1 | 87,9 | 1.113,5 | ... | ... | 5.873,3 | 9.756,6 | 6.607,4 | 11.296,3 | ... | ... | 1. Central Government |
| 131,1 | 184,3 | 78,6 | - | ... | ... | 659,4 | 339,3 | 1.038,8 | 219,7 | ... | ... | 2. Public enterprises |
| 130,2 | 132,0 | 55,0 | - | ... | ... | 311,9 | 132,0 | 570,1 | 199,2 | ... | ... | PPC |
| - | - | 14,9 | - | ... | ... | 272,3 | - | 318,7 | - | ... | ... | HTO |
| 0,9 | 52,3 | 8,7 | - | ... | ... | 75,2 | 207,3 | 150,0 | 20,5 | ... | ... | Other |
| - | - | - | - | - | - | - | - | - | - | - | - | c. Suppliers' credit (γ) |
| - | 270,9 | - | 212,9 | ... | ... | - | 797,5 | - | 1.010,7 | ... | ... | II. Short-term capital |
| - | 72,1 | - | 125,3 | ... | ... | - | 308,6 | - | 436,0 | ... | ... | a. Suppliers' credit |
| - | 198,8 | - | 87,6 | ... | ... | - | 488,9 | - | 574,7 | ... | ... | b. Errors and omissions |
| 2.658,1 | 2.657,8 | 1.643,0 | 2.865,9 | ... | ... | 27.564,2 | 25.707,0 | 31.437,3 | 27.456,5 | ... | ... | III. Credit institutions |
| 182,8 | - | 10,0 | 1.049,0 | ... | ... | 1.835,3 | - | 2.201,5 | 1.749,0 | ... | ... | a. Bank of Greece |
| 182,8 | - | 10,0 | - | ... | ... | 1.835,3 | - | 2.201,5 | - | ... | ... | 1. Long-term |
| - | - | - | 1.049,0 | ... | ... | - | - | - | 1.749,0 | ... | ... | 2. Short-term |
| 1,3 | - | 0,5 | - | ... | ... | 8,8 | - | 8,2 | - | ... | ... | b. HIDB (long-term) |
| - | 317,7 | 0,3 | - | ... | ... | 19,7 | 317,7 | 14,6 | - | ... | ... | c. ABG |
| - | 317,7 | 0,3 | - | ... | ... | 19,7 | 317,7 | 14,6 | - | ... | ... | 1. Long-term |
| - | - | - | - | ... | ... | - | - | - | - | ... | ... | 2. Short-term |
| 2.474,0 | 2.340,1 | 1.632,2 | 1.816,9 | ... | ... | 25.700,4 | 25.389,3 | 29.213,0 | 25.707,5 | ... | ... | d. Other credit insitutions |
| - | - | - | 7,6 | ... | ... | 19,0 | 26,3 | 16,7 | 15,4 | ... | ... | 1. Long-term |
| 2.474,0 | 2.340,0 | 1.632,2 | 1.809,3 | ... | ... | 25.681,4 | 25.363,0 | 29.196,3 | 25.692,1 | ... | ... | 2. Short-term (δ) |
| - | - | - | - | - | - | - | - | - | - | - | - | IV. Allocation of SDRs |
| 10.976,8 | 12.638,1 | 5.027,1 | 7.739,4 | ... | ... | 73.591,7 | 83.298,6 | 113.662,2 | 113.694,2 | ... | ... | T o t a l |

(α) Private enterprises capital inflow under LD 2687/53. It is not possible to break down this inflow into direct investment and working capital.

(β) Other private capital inflow (not under LD 2687/53). It is also impossible to break down this inflow into direct investment and working capital.

(γ) It is not possible to break down long-term suppliers' credit into private and public sector.

(δ) Mostly comprising foreign exchange deposits by individuals.

41. Ανάλυση κίνησης κεφαλαίων
Capital movement

Εκατομμύρια δολάρια ΗΠΑ

| Κατηγορία | 1992 | | 1993 | | 1994 | | 1995 | | 1996 | | 1997 | |
|---|-----------------|-----------------|-----------------|-----------------|-----------------|-----------------|-----------------|-----------------|-----------------|-----------------|------------------|------------------|
| | Χρέωση | Πίστωση | Χρέωση | Πίστωση | Χρέωση | Πίστωση | Χρέωση | Πίστωση | Χρέωση | Πίστωση | Χρέωση | Πίστωση |
| | Debit | Credit | Debit | Credit | Debit | Credit | Debit | Credit | Debit | Credit | Debit | Credit |
| I. Μακροπρόθεσμα κεφάλαια | 4.776,6 | 5.560,7 | 5.352,5 | 7.964,5 | 12.902,1 | 21.015,0 | 17.341,8 | 24.511,2 | 58.246,6 | 69.160,9 | 88.818,0 | 93.437,2 |
| <i>α. Ιδιωτών</i> | 996,6 | 3.463,8 | 2.092,2 | 4.056,7 | 8.954,1 | 12.383,5 | 12.249,9 | 16.174,5 | 50.508,1 | 58.062,2 | 80.871,6 | 79.379,5 |
| 1. Επιχειρηματικά βάσει ΝΔ 2687/53 (α) | 17,8 | 61,7 | 3,5 | 31,4 | 5,3 | 25,0 | 10,5 | 12,9 | 21,4 | 14,2 | 8,3 | 16,5 |
| 2. Λοιπά επιχειρηματικά (β) | 348,3 | 1.976,4 | 341,3 | 1.949,9 | 626,0 | 2.731,5 | 1.654,2 | 5.383,3 | 5.311,0 | 10.162,5 | 8.533,1 | 11.144,6 |
| 3. Αγορά ακινήτων | - | 1.082,4 | - | 946,0 | - | 956,4 | - | 1.040,4 | - | 1.043,9 | - | 966,6 |
| 4. Λοιπά | 630,5 | 343,3 | 1.747,4 | 1.129,4 | 8.322,8 | 8.670,6 | 10.585,2 | 9.737,9 | 45.175,7 | 46.841,6 | 72.330,2 | 67.251,8 |
| <i>β. Δημοσίου</i> | 3.778,4 | 2.096,9 | 3.245,0 | 3.907,8 | 3.928,7 | 8.631,5 | 5.091,9 | 8.336,7 | 7.738,5 | 11.098,8 | 7.946,5 | 14.507,8 |
| 1. Κεντρική διοίκηση | 3.210,0 | 1.436,6 | 2.562,5 | 3.445,7 | 3.226,7 | 7.930,0 | 4.272,9 | 7.713,4 | 7.015,0 | 10.544,6 | 6.649,5 | 13.749,9 |
| 2. Δημόσιες επιχειρήσεις | 568,4 | 660,3 | 682,5 | 462,1 | 702,0 | 701,5 | 819,0 | 623,3 | 723,5 | 554,2 | 1.297,0 | 307,9 |
| ΔΕΗ | 230,2 | 447,2 | 292,2 | 416,6 | 491,3 | 269,7 | 556,4 | 204,6 | 366,2 | 157,6 | 798,8 | 287,4 |
| ΟΤΕ | 160,9 | - | 77,6 | - | 102,5 | 246,5 | 117,6 | 173,4 | 272,3 | - | 319,8 | - |
| Λοιπές | 177,3 | 213,1 | 312,7 | 45,5 | 108,2 | 185,3 | 145,0 | 245,3 | 85,0 | 396,6 | 174,4 | 20,5 |
| <i>γ. Εμπορικές πιστώσεις</i> | 1,6 | - | 15,3 | - | 19,3 | - | - | - | - | - | - | - |
| II. Βραχυπρόθεσμα κεφάλαια | 921,6 | 430,5 | 1.075,3 | - | 415,8 | 288,3 | 341,7 | 526,9 | - | 336,4 | - | 656,3 |
| <i>α. Εμπορικές πιστώσεις</i> | - | 430,5 | 412,8 | - | - | 288,3 | - | 526,9 | - | 258,9 | - | 469,7 |
| <i>β. Τακτοποιητέα στοιχεία</i> | 921,6 | - | 662,5 | - | 415,8 | - | 341,7 | - | - | 77,5 | - | 186,6 |
| III. Κεφάλαια πιστωτικών ιδρυμάτων | 14.391,4 | 15.985,8 | 14.865,3 | 17.066,1 | 17.464,6 | 15.966,9 | 27.166,3 | 22.631,8 | 31.001,1 | 28.485,2 | 33.559,7 | 28.582,7 |
| <i>α. Τράπεζα της Ελλάδος</i> | 1.448,8 | 3.097,7 | 1.748,2 | 3.915,4 | 1.791,1 | - | 2.384,6 | - | 2.193,8 | - | 2.569,9 | 974,0 |
| 1. Μακροπρόθεσμα | 1.448,8 | 2.911,6 | 1.328,2 | 3.915,4 | 1.791,1 | - | 2.384,6 | - | 2.193,8 | - | 2.569,9 | - |
| 2. Βραχυπρόθεσμα | - | 186,1 | 420,0 | - | - | - | - | - | - | - | - | 974,0 |
| <i>β. ΕΤΒΑ (μακροπρόθεσμα)</i> | 21,1 | 18,1 | 11,4 | 7,4 | 13,5 | - | 10,2 | - | 10,8 | - | 10,1 | - |
| <i>γ. ΑΤΕ</i> | 49,6 | - | 40,5 | - | 40,7 | 258,0 | 29,7 | - | 31,9 | 317,7 | 22,8 | - |
| 1. Long-term | 49,6 | - | 40,5 | - | 40,7 | 258,0 | 29,7 | - | 31,9 | 317,7 | 22,8 | - |
| 2. Short-term | - | - | - | - | - | - | - | - | - | - | - | - |
| <i>δ. Λοιπά πιστωτικά ιδρύματα</i> | 12.871,9 | 12.870,0 | 13.065,2 | 13.143,3 | 15.619,3 | 15.708,9 | 24.741,8 | 22.631,8 | 28.764,6 | 28.167,5 | 30.956,9 | 27.608,7 |
| 1. Μακροπρόθεσμα | 48,9 | 71,2 | 33,8 | 65,9 | 15,4 | 44,6 | 22,6 | 28,3 | 20,8 | 26,3 | 20,1 | 15,4 |
| 2. Βραχυπρόθεσμα (δ) | 12.823,0 | 12.798,8 | 13.031,4 | 13.077,4 | 15.603,9 | 15.664,3 | 24.741,8 | 22.603,5 | 28.743,8 | 28.141,2 | 30.936,8 | 27.593,3 |
| IV. Κατανομή Ειδικών Τραβ. Δικαιωμάτων | - | - | - | - | - | - | - | - | - | - | - | - |
| T o t a l | 20.089,6 | 21.977,0 | 21.293,1 | 25.030,6 | 30.782,5 | 37.270,2 | 44.849,8 | 47.669,9 | 89.247,7 | 97.982,5 | 122.377,7 | 122.676,2 |

- (α) Κεφάλαια που εισάγονται από ιδιωτικές επιχειρήσεις σύμφωνα με τη διαδικασία του ΝΔ 2687/53. Δεν είναι δυνατόν να γίνει διαχωρισμός των κεφαλαίων αυτών σε άμεσες επενδύσεις και κεφάλαια κίνησης των επιχειρήσεων.
 (β) Κεφάλαια που εισάγονται από ιδιωτικές επιχειρήσεις εκτός της διαδικασίας του ΝΔ 2687/53. Και για τα κεφάλαια αυτά δεν είναι εφικτός ο διαχωρισμός σε άμεσες επενδύσεις και κεφάλαια κίνησης των επιχειρήσεων.
 (γ) Δεν είναι δυνατόν να γίνει διαχωρισμός των μακροπρόθεσμων εμπορικών πιστώσεων κατα φορέα.
 (δ) Το μεγαλύτερο μέρος αποτελούν οι καταθέσεις ιδιωτών σε συνάλλαγμα.

41. Ανάλυση κίνησης κεφαλαίων (συνέχεια)
Capital movement (continued)

Million US dollars

| Δεκέμβριος – December | | | | | | Ιανουάριος – Δεκέμβριος / January – December | | | | | | I t e m |
|-----------------------|-------------------|-----------------|-------------------|-----------------|-------------------|--|-------------------|------------------|-------------------|-----------------|-------------------|--------------------------------------|
| 1996 | | 1997 | | 1998 | | 1996 | | 1997 | | 1998 | | |
| Χρέωση Debit | Πίστωση Credit | Χρέωση Debit | Πίστωση Credit | Χρέωση Debit | Πίστωση Credit | Χρέωση Debit | Πίστωση Credit | Χρέωση Debit | Πίστωση Credit | Χρέωση Debit | Πίστωση Credit | |
| 12.219,1 | 12.366,9 | 6.539,1 | 8.210,0 | ... | ... | 58.246,6 | 69.160,9 | 88.818,0 | 93.437,2 | ... | ... | I. Long-term capital |
| 11.013,3 | 11.364,0 | 6.292,8 | 5.668,2 | ... | ... | 50.508,1 | 58.062,2 | 80.871,6 | 79.379,5 | ... | ... | a. Private |
| 3,4 | 1,1 | 0,2 | 1,2 | ... | ... | 21,4 | 14,2 | 8,3 | 16,5 | ... | ... | 1. Entrepreneurial LD 2687/53 (α) |
| 979,9 | 1.312,6 | 871,9 | 879,8 | ... | ... | 5.311,0 | 10.162,5 | 8.533,1 | 11.144,6 | ... | ... | 2. Other entrepre- neurial (β) |
| - | 118,7 | - | 92,6 | ... | ... | - | 1.043,9 | - | 966,6 | ... | ... | 3. Real estate investment |
| 10.030,0 | 9.931,6 | 5.420,7 | 4.694,6 | ... | ... | 45.175,7 | 46.841,6 | 72.330,2 | 67.251,8 | ... | ... | 4. Other |
| 1.205,8 | 1.002,9 | 300,3 | 2.541,8 | ... | ... | 7.738,5 | 11.098,8 | 7.946,5 | 14.507,8 | ... | ... | b. Official |
| 1.141,7 | 788,0 | 42,1 | 2.453,6 | ... | ... | 7.015,0 | 10.544,6 | 6.649,5 | 13.749,9 | ... | ... | 1. Central government |
| 64,1 | 214,9 | 258,2 | 88,2 | ... | ... | 723,5 | 554,2 | 1.297,0 | 307,9 | ... | ... | 2. Public enterprises |
| 54,3 | 25,6 | 228,7 | 88,2 | ... | ... | 366,2 | 157,6 | 798,8 | 287,4 | ... | ... | PPC |
| - | - | 1,1 | - | ... | ... | 272,3 | - | 319,8 | - | ... | ... | HTO |
| 9,8 | 189,3 | 28,4 | - | ... | ... | 85,0 | 396,6 | 178,4 | 20,5 | ... | ... | Other |
| - | - | - | - | ... | ... | - | - | - | - | ... | ... | c. Suppliers' credit (γ) |
| 461,1 | - | 354,4 | - | ... | ... | - | 336,4 | - | 656,3 | ... | ... | II. Short-term capital |
| 49,7 | - | - | 33,7 | ... | ... | - | 258,9 | - | 469,7 | ... | ... | a. Suppliers' credit |
| 411,4 | - | 388,1 | - | ... | ... | - | 77,5 | - | 186,6 | ... | ... | b. Errors and omissions |
| 3.436,9 | 2.778,2 | 2.897,4 | 1.901,2 | ... | ... | 31.001,1 | 28.485,2 | 33.559,7 | 28.582,7 | ... | ... | III. Credit institutions |
| 358,5 | - | 1.143,4 | - | ... | ... | 2.193,8 | - | 2.569,9 | 974,0 | ... | ... | a. Bank of Greece |
| 358,5 | - | 368,4 | - | ... | ... | 2.193,8 | - | 2.569,9 | - | ... | ... | 1. Long-term |
| - | - | 775,0 | - | ... | ... | - | - | - | 974,0 | ... | ... | 2. Short-term |
| 2,0 | - | 1,9 | - | ... | ... | 10,8 | - | 10,1 | - | ... | ... | b. HIDB (long-term) |
| 12,2 | - | 8,2 | - | ... | ... | 31,9 | 317,7 | 22,8 | - | ... | ... | c. ABG |
| 12,2 | - | 8,2 | - | ... | ... | 31,9 | 317,7 | 22,8 | - | ... | ... | 1. Long-term |
| - | - | - | - | ... | ... | - | - | - | - | ... | ... | 2. Short-term |
| 3.064,2 | 2.778,2 | 1.743,9 | 1.901,2 | ... | ... | 28.764,6 | 28.167,5 | 30.956,9 | 27.608,7 | ... | ... | d. Other credit insitutions |
| 1,8 | 0,0 | 3,4 | - | ... | ... | 20,8 | 26,3 | 20,1 | 15,4 | ... | ... | 1. Long-term |
| 3.062,4 | 2.778,2 | 1.740,5 | 1.901,2 | ... | ... | 28.743,8 | 28.141,2 | 30.936,8 | 27.593,3 | ... | ... | 2. Short-term (δ) |
| - | - | - | - | ... | ... | - | - | - | - | ... | ... | IV. Allocation of SDRs |
| 16.117,1 | 15.145,1 | 9.844,9 | 10.111,2 | ... | ... | 89.247,7 | 97.982,5 | 122.377,7 | 122.676,2 | ... | ... | T o t a l |

(α) Private enterprises capital inflow under LD 2687/53. It is not possible to break down this inflow into direct investment and working capital.

(β) Other private capital inflow (not under LD 2687/53). It is also impossible to break down this inflow into direct investment and working capital.

(γ) It is not possible to break down long-term suppliers' credit into private and public sector.

(δ) Mostly comprising foreign exchange deposits by individuals.

42. Εξωτερικό εμπόριο της Ελλάδος, κατά χώρα
Greek commodity foreign trade, by country

Χιλιάδες δολάρια ΗΠΑ

| Χώρα | 1992 | | 1993 | | 1994 | | 1995 | | 1996 | | 1997 | |
|-------------------------------------|------------------|-------------------|------------------|-------------------|------------------|-------------------|------------------|-------------------|------------------|-------------------|------------------|-------------------|
| | Εξαγωγές | Εισαγωγές | Εξαγωγές | Εισαγωγές | Εξαγωγές | Εισαγωγές | Εξαγωγές | Εισαγωγές | Εξαγωγές | Εισαγωγές | Εξαγωγές | Εισαγωγές |
| | Exports | Imports | Exports | Imports | Exports | Imports | Exports | Imports | Exports | Imports | Exports | Imports |
| Χώρες ΟΟΣΑ | 5.014.986 | 16.460.559 | 4.066.335 | 14.533.395 | 4.276.590 | 15.594.296 | 4.834.460 | 19.067.231 | 4.647.500 | 19.867.666 | 4.403.872 | 19.584.721 |
| <i>ΕΕ</i> | <i>3.619.380</i> | <i>12.516.750</i> | <i>2.894.715</i> | <i>10.852.341</i> | <i>2.993.537</i> | <i>12.124.738</i> | <i>3.267.979</i> | <i>14.781.811</i> | <i>3.083.202</i> | <i>15.439.306</i> | <i>3.035.955</i> | <i>14.401.981</i> |
| Γερμανία | 1.580.009 | 4.200.274 | 1.390.286 | 3.320.603 | 1.353.777 | 3.436.797 | 1.601.113 | 4.095.015 | 1.426.841 | 3.950.484 | 1.356.658 | 3.674.371 |
| Γαλλία | 398.221 | 1.641.057 | 320.533 | 1.408.054 | 342.605 | 1.544.246 | 382.409 | 1.880.540 | 341.693 | 1.925.938 | 322.918 | 1.955.924 |
| Ιταλία | 796.438 | 2.689.988 | 559.296 | 2.482.961 | 588.376 | 2.866.261 | 488.438 | 3.601.284 | 535.510 | 4.057.708 | 579.560 | 3.679.489 |
| Ολλανδία | 137.999 | 1.348.438 | 114.315 | 1.147.375 | 127.609 | 1.370.251 | 127.907 | 1.512.109 | 126.086 | 1.454.794 | 132.111 | 1.225.140 |
| Βέλγιο-Λουξεμβούργο | 120.271 | 645.845 | 66.435 | 551.236 | 76.218 | 615.700 | 87.372 | 792.932 | 87.726 | 817.406 | 67.333 | 767.238 |
| Ην. Βασίλειο | 411.957 | 1.151.847 | 328.614 | 1.117.460 | 335.134 | 1.247.966 | 383.891 | 1.589.541 | 381.443 | 1.802.870 | 416.355 | 1.552.090 |
| Ιρλανδία | 8.467 | 86.268 | 7.529 | 112.551 | 8.443 | 130.476 | 15.645 | 146.834 | 18.369 | 173.412 | 37.313 | 135.377 |
| Δανία | 46.139 | 296.480 | 37.986 | 230.719 | 44.593 | 278.733 | 43.808 | 306.240 | 31.078 | 301.947 | 31.938 | 272.802 |
| Ελλάδα | 1.974 | 86.169 | 2.115 | 30.741 | 2.261 | 91.109 | 3.523 | 122.408 | 6.479 | 130.503 | 11.343 | 92.043 |
| Ισπανία | 104.210 | 375.530 | 52.288 | 403.608 | 95.745 | 494.575 | 114.373 | 681.369 | 112.549 | 751.023 | 63.517 | 984.530 |
| Πορτογαλία | 13.695 | 55.854 | 15.318 | 47.033 | 18.776 | 49.624 | 19.500 | 53.539 | 15.428 | 73.221 | 16.909 | 62.977 |
| <i>Λοιπές ευρωπαϊκές χώρες ΟΟΣΑ</i> | <i>364.412</i> | <i>1.412.765</i> | <i>267.022</i> | <i>1.218.335</i> | <i>286.758</i> | <i>1.251.630</i> | <i>312.179</i> | <i>1.687.973</i> | <i>431.040</i> | <i>1.732.340</i> | <i>379.661</i> | <i>1.895.354</i> |
| Αυστρία | 76.908 | 255.724 | 48.113 | 190.500 | 51.564 | 159.789 | 52.807 | 291.052 | 45.473 | 263.162 | 48.933 | 242.909 |
| Γιουγκοσλαβία | 22.916 | 64.458 | 5.003 | 28.786 | 10.746 | 19.617 | 2.270 | 41.016 | 44.206 | 55.090 | 36.614 | 64.119 |
| Ελβετία | 93.640 | 591.626 | 86.110 | 474.681 | 92.904 | 447.866 | 115.324 | 590.633 | 147.169 | 676.207 | 116.678 | 809.100 |
| Ισλανδία | 3.991 | 17.901 | 268 | 12.047 | 752 | 13.344 | 421 | 15.852 | 1.161 | 13.633 | 2.298 | 5.054 |
| Ισπανία | - | - | - | - | - | - | - | - | - | - | - | - |
| Νορβηγία | 16.117 | 37.661 | 9.177 | 49.272 | 14.002 | 71.282 | 13.733 | 70.181 | 10.339 | 78.476 | 8.441 | 71.639 |
| Πορτογαλία | - | - | - | - | - | - | - | - | - | - | - | - |
| Σουηδία | 101.059 | 287.604 | 64.339 | 305.655 | 82.527 | 309.240 | 85.612 | 391.254 | 90.690 | 367.350 | 71.781 | 378.123 |
| Τουρκία | 33.208 | 69.785 | 37.450 | 78.180 | 26.461 | 103.153 | 23.886 | 127.655 | 68.927 | 113.674 | 77.281 | 131.386 |
| Φιλανδία | 16.573 | 88.006 | 16.562 | 79.214 | 7.802 | 127.339 | 18.126 | 160.330 | 23.075 | 164.748 | 17.635 | 193.024 |
| <i>Λοιπές χώρες ΟΟΣΑ</i> | <i>1.031.194</i> | <i>2.531.044</i> | <i>904.598</i> | <i>2.462.719</i> | <i>996.295</i> | <i>2.217.928</i> | <i>1.254.302</i> | <i>2.597.447</i> | <i>1.133.258</i> | <i>2.696.020</i> | <i>988.256</i> | <i>3.287.386</i> |
| Αυστραλία | 16.035 | 12.179 | 15.181 | 26.634 | 22.002 | 18.808 | 24.673 | 18.798 | 25.103 | 20.318 | 18.880 | 14.506 |
| ΗΠΑ | 944.446 | 1.811.503 | 822.047 | 1.780.782 | 900.588 | 1.710.616 | 1.024.731 | 2.062.527 | 932.092 | 2.115.555 | 846.592 | 2.618.436 |
| Ιαπωνία | 45.225 | 616.162 | 39.189 | 572.883 | 47.910 | 398.726 | 170.188 | 422.400 | 155.949 | 456.997 | 92.358 | 576.187 |
| Καναδάς | 25.361 | 68.780 | 27.120 | 65.868 | 25.410 | 73.053 | 34.312 | 77.125 | 18.957 | 81.777 | 29.617 | 54.232 |
| Νέα Ζηλανδία | 127 | 22.420 | 1.061 | 16.552 | 385 | 16.725 | 398 | 16.597 | 1.157 | 21.373 | 809 | 24.025 |
| Χώρες ανατολικής Ευρώπης | 87.344 | 690.100 | 86.828 | 619.999 | 89.267 | 749.270 | 115.234 | 973.573 | 134.480 | 937.455 | 138.202 | 630.546 |
| Αλβανία | 4.150 | 8.777 | 1.562 | 7.470 | 4.863 | 3.426 | 2.689 | 5.702 | 6.493 | 3.869 | 3.211 | 11.861 |
| Βουλγαρία | 21.393 | 98.571 | 11.978 | 99.333 | 14.442 | 156.404 | 21.042 | 229.466 | 26.789 | 164.853 | 21.573 | 149.568 |
| Αν. Γερμανία | 1.664 | -8.402 | 1.254 | -3.095 | 1.487 | 338 | - | - | - | - | - | - |
| ΕΣΣΔ | 15.103 | 394.941 | 41.985 | 370.075 | 33.090 | 413.308 | 45.351 | 496.825 | 42.436 | 539.452 | 53.170 | 246.330 |
| Ουγγαρία | 11.458 | 61.779 | 9.145 | 33.297 | 5.302 | 29.844 | 10.865 | 36.330 | 13.951 | 52.397 | 11.813 | 35.075 |
| Πολωνία | 10.047 | 22.474 | 6.635 | 27.131 | 8.421 | 15.083 | 8.863 | 33.565 | 11.832 | 31.500 | 12.911 | 40.092 |
| Ρουμανία | 11.598 | 49.304 | 8.740 | 30.248 | 15.767 | 69.658 | 16.916 | 104.995 | 24.204 | 79.328 | 29.962 | 79.751 |
| Τσεχοσλοβακία | 11.931 | 62.656 | 5.529 | 55.540 | 5.895 | 61.209 | 9.508 | 66.690 | 8.775 | 66.056 | 5.562 | 67.869 |
| Χώρες ΟΠΕΚ | 152.697 | 1.576.881 | 121.649 | 1.426.409 | 99.234 | 1.192.246 | 87.055 | 1.080.584 | 109.600 | 1.182.777 | 77.032 | 339.057 |
| Αλγερία | 9.861 | 5.752 | 766 | 6.657 | 1.932 | 23.632 | 2.624 | 9.564 | 5.579 | 4.222 | 3.928 | 7.707 |
| Βενεζουέλα | 185 | 1.261 | 13 | 58 | - | 4.668 | 2.459 | 2.757 | 124 | -56 | 45 | 3.308 |
| Ην. Αραβ. Εμιράτα | 22.178 | 10.127 | 35.909 | 3.006 | 19.637 | 2.623 | 23.789 | 9.839 | 17.416 | 4.446 | 13.270 | 7.418 |
| Ινδονησία | 352 | 19.512 | 186 | 19.318 | 1.904 | 30.170 | 4.456 | 41.652 | 17.010 | 48.848 | 5.395 | 44.603 |
| Ιράκ | 34 | 17.205 | 2 | -162 | 94 | -68 | - | 81 | - | 116 | - | -32 |
| Ιράν | 8.259 | 684.661 | 1.287 | 509.413 | 1.440 | 418.934 | 5.354 | 475.943 | 2.360 | 430.718 | 10.953 | 7.674 |
| Κουβέιτ | 6.709 | -170 | 4.859 | 13.691 | 2.239 | 288 | 2.414 | 3.851 | 3.694 | 712 | 2.956 | -190 |
| Λιβύη | 40.893 | 296.447 | 30.324 | 227.283 | 25.288 | 157.299 | 22.287 | 121.500 | 35.495 | 179.256 | 16.735 | 72.271 |
| Νιγηρία | 14.357 | 1.023 | 2.365 | 1.041 | 1.051 | 18.211 | 364 | 17.632 | 122 | -239 | 57 | 375 |
| Σαουδική Αραβία | 49.869 | 541.063 | 45.938 | 646.104 | 45.649 | 536.489 | 23.308 | 397.765 | 27.800 | 514.754 | 23.693 | 195.923 |
| Άλλες χώρες | 753.800 | 1.174.505 | 759.502 | 1.035.695 | 753.849 | 1.205.909 | 746.070 | 1.807.182 | 878.361 | 2.147.569 | 754.185 | 3.089.741 |
| Σύνολο | 6.008.827 | 19.902.045 | 5.034.314 | 17.615.498 | 5.218.940 | 18.741.721 | 5.782.819 | 22.928.570 | 5.769.941 | 24.135.467 | 5.373.291 | 23.644.065 |

42. Εξωτερικό εμπόριο της Ελλάδος, κατά χώρα (συνέχεια)
Greek commodity foreign trade, by country (continued)

Thousand US dollars

| Νοέμβριος / November | | | | | | Ιανουάριος – Νοέμβριος / January – November | | | | | | Country |
|----------------------|----------------------|---------------------|----------------------|---------------------|----------------------|---|----------------------|---------------------|----------------------|---------------------|----------------------|--------------------------------------|
| 1996 | | 1997 | | 1998 | | 1996 | | 1997 | | 1998 | | |
| Εξαγωγές Exports | Εισαγωγές Imports | Εξαγωγές Exports | Εισαγωγές Imports | Εξαγωγές Exports | Εισαγωγές Imports | Εξαγωγές Exports | Εισαγωγές Imports | Εξαγωγές Exports | Εισαγωγές Imports | Εξαγωγές Exports | Εισαγωγές Imports | |
| 388.344 | 1.700.496 | 515.635 | 1.603.609 | ... | ... | 4.203.555 | 18.094.909 | 3.783.299 | 17.754.861 | ... | ... | OECD countries |
| 241.405 | 1.283.044 | 400.100 | 1.199.421 | ... | ... | 2.794.344 | 14.058.222 | 2.599.265 | 13.072.997 | ... | ... | <i>EE</i> |
| 110.501 | 363.675 | 202.343 | 254.963 | ... | ... | 1.295.392 | 3.607.387 | 1.163.422 | 3.417.681 | ... | ... | Germany |
| 21.088 | 145.498 | 28.523 | 131.746 | ... | ... | 297.885 | 1.762.948 | 266.471 | 1.766.407 | ... | ... | France |
| 44.589 | 315.818 | 67.442 | 316.360 | ... | ... | 493.779 | 3.690.871 | 493.720 | 3.308.286 | ... | ... | Italy |
| 11.278 | 115.384 | 12.342 | 98.577 | ... | ... | 114.456 | 1.339.635 | 119.430 | 1.118.450 | ... | ... | Netherlands |
| 4.509 | 64.573 | 5.584 | 73.280 | ... | ... | 79.524 | 736.141 | 58.196 | 685.180 | ... | ... | Belgium-Luxembourg |
| 33.963 | 159.593 | 66.238 | 78.200 | ... | ... | 342.187 | 1.613.634 | 361.505 | 1.449.546 | ... | ... | Un. Kingdom |
| 2.301 | 16.651 | 10.235 | 10.198 | ... | ... | 16.530 | 156.074 | 30.730 | 129.451 | ... | ... | Ireland |
| 4.772 | 22.401 | 2.254 | 23.636 | ... | ... | 28.550 | 272.676 | 29.493 | 246.386 | ... | ... | Denmark |
| 921 | 14.638 | 325 | 5.518 | ... | ... | 5.699 | 117.097 | 9.793 | 84.566 | ... | ... | Greece |
| 4.893 | 57.356 | 3.686 | 202.627 | ... | ... | 107.567 | 693.390 | 55.880 | 808.183 | ... | ... | Spain |
| 2.590 | 7.457 | 1.128 | 4.336 | ... | ... | 12.775 | 68.096 | 10.625 | 58.861 | ... | ... | Portugal |
| 38.217 | 156.230 | 36.163 | 150.118 | ... | ... | 379.292 | 1.578.236 | 334.276 | 1.682.067 | ... | ... | <i>Other European OECD countries</i> |
| 2.474 | 21.102 | 3.651 | 16.741 | ... | ... | 41.774 | 240.739 | 44.655 | 217.320 | ... | ... | Austria |
| 1.780 | 5.746 | 3.719 | 4.366 | ... | ... | 27.836 | 50.183 | 29.919 | 61.850 | ... | ... | Yugoslavia |
| 15.501 | 63.328 | 7.880 | 68.706 | ... | ... | 130.355 | 615.731 | 98.253 | 707.087 | ... | ... | Switzerland |
| 13 | 735 | 723 | -47 | ... | ... | 1.155 | 12.005 | 1.768 | 4.537 | ... | ... | Iceland |
| - | - | - | - | ... | ... | - | - | - | - | ... | ... | Spain |
| 674 | 6.979 | 869 | 4.350 | ... | ... | 9.754 | 70.574 | 7.711 | 67.571 | ... | ... | Norway |
| - | - | - | - | ... | ... | - | - | - | - | ... | ... | Portugal |
| 12.491 | 33.752 | 7.226 | 28.460 | ... | ... | 83.774 | 331.159 | 65.726 | 346.101 | ... | ... | Sweden |
| 4.347 | 10.038 | 11.386 | 13.807 | ... | ... | 65.840 | 106.051 | 69.446 | 118.052 | ... | ... | Turkey |
| 937 | 14.550 | 709 | 13.735 | ... | ... | 18.804 | 151.794 | 16.798 | 159.549 | ... | ... | Finland |
| 108.722 | 261.222 | 79.372 | 254.070 | ... | ... | 1.029.919 | 2.458.451 | 849.758 | 2.999.797 | ... | ... | <i>Other OECD countries</i> |
| 3.849 | 680 | 1.030 | 1.226 | ... | ... | 23.354 | 19.028 | 17.613 | 12.436 | ... | ... | Australia |
| 90.280 | 225.732 | 73.718 | 199.989 | ... | ... | 848.916 | 1.866.611 | 727.066 | 2.385.613 | ... | ... | USA |
| 12.285 | 28.504 | 3.548 | 49.469 | ... | ... | 138.777 | 475.915 | 83.937 | 530.332 | ... | ... | Japan |
| 2.161 | 4.475 | 1.014 | 1.753 | ... | ... | 17.739 | 76.520 | 20.473 | 48.486 | ... | ... | Canada |
| 147 | 1.831 | 62 | 1.633 | ... | ... | 1.133 | 20.377 | 669 | 22.930 | ... | ... | New Zealand |
| 11.455 | 49.473 | 10.329 | 56.776 | ... | ... | 120.416 | 830.130 | 117.245 | 571.221 | ... | ... | East Europe |
| 137 | 390 | 121 | 662 | ... | ... | 6.321 | 3.464 | 2.651 | 11.329 | ... | ... | Albania |
| 2.381 | 9.087 | 2.433 | 16.419 | ... | ... | 25.275 | 160.290 | 18.522 | 130.659 | ... | ... | Bulgaria |
| - | - | - | - | ... | ... | - | - | - | - | ... | ... | East Germany |
| 1.585 | 30.403 | 4.659 | 24.271 | ... | ... | 37.593 | 452.799 | 44.148 | 227.899 | ... | ... | USSR |
| 1.095 | 2.169 | 434 | 2.260 | ... | ... | 12.553 | 49.383 | 10.219 | 33.443 | ... | ... | Hungary |
| 1.149 | 573 | 690 | 2.604 | ... | ... | 10.812 | 28.489 | 11.378 | 31.574 | ... | ... | Poland |
| 4.292 | 3.103 | 1.799 | 6.627 | ... | ... | 20.068 | 73.387 | 25.561 | 73.792 | ... | ... | Rumania |
| 816 | 3.748 | 193 | 3.933 | ... | ... | 7.794 | 62.318 | 4.766 | 62.525 | ... | ... | Czechoslovakia |
| 20.780 | 11.082 | 9.384 | 26.548 | ... | ... | 102.165 | 1.138.985 | 69.542 | 299.137 | ... | ... | OPEC countries |
| 3.290 | 121 | 2.776 | - | ... | ... | 5.167 | 4.047 | 3.902 | 7.707 | ... | ... | Algeria |
| 24 | 1 | - | 28 | ... | ... | 124 | 23 | 45 | 3.208 | ... | ... | Venezuela |
| 1.457 | 82 | 1.875 | 158 | ... | ... | 16.541 | 4.006 | 11.865 | 7.207 | ... | ... | Un. Arab Emirates |
| 2.352 | 4.512 | 22 | 4.980 | ... | ... | 15.999 | 46.626 | 5.213 | 41.895 | ... | ... | Indonesia |
| - | - | - | - | ... | ... | - | 116 | - | -32 | ... | ... | Iraq |
| 597 | 2.800 | 438 | 474 | ... | ... | 2.176 | 418.765 | 10.547 | 7.782 | ... | ... | Iran |
| 109 | 6 | 133 | -162 | ... | ... | 3.419 | 712 | 2.798 | -226 | ... | ... | Kuwait |
| 11.704 | 453 | 2.771 | 369 | ... | ... | 32.680 | 165.115 | 14.575 | 58.863 | ... | ... | Libya |
| - | - | -14 | -1 | ... | ... | 122 | -139 | 43 | 56 | ... | ... | Nigeria |
| 1.247 | 3.107 | 1.383 | 20.702 | ... | ... | 25.937 | 499.714 | 20.554 | 172.677 | ... | ... | Saudi Arabia |
| 68.560 | 232.280 | 45.061 | 233.979 | ... | ... | 802.720 | 1.799.715 | 640.557 | 2.826.132 | ... | ... | Other countries |
| 489.139 | 1.993.331 | 580.409 | 1.920.912 | ... | ... | 5.228.856 | 21.863.739 | 4.610.643 | 21.451.351 | ... | ... | T o t a l |

42. Εξωτερικό εμπόριο της Ελλάδος, κατά χώρα
Greek commodity foreign trade, by country

Χιλιάδες δολάρια ΗΠΑ

| Χώρα | 1992 | | 1993 | | 1994 | | 1995 | | 1996 | | 1997 | |
|-------------------------------------|------------------|-------------------|------------------|-------------------|------------------|-------------------|------------------|-------------------|------------------|-------------------|------------------|-------------------|
| | Εξαγωγές | Εισαγωγές | Εξαγωγές | Εισαγωγές | Εξαγωγές | Εισαγωγές | Εξαγωγές | Εισαγωγές | Εξαγωγές | Εισαγωγές | Εξαγωγές | Εισαγωγές |
| | Exports | Imports | Exports | Imports | Exports | Imports | Exports | Imports | Exports | Imports | Exports | Imports |
| Χώρες ΟΟΣΑ | 5.014.986 | 16.460.559 | 4.066.335 | 14.533.395 | 4.276.590 | 15.594.296 | 4.834.460 | 19.067.231 | 4.647.500 | 19.867.666 | 4.403.872 | 19.584.721 |
| ΕΕ | 3.619.380 | 12.516.750 | 2.894.715 | 10.852.341 | 2.993.537 | 12.124.738 | 3.267.979 | 14.781.811 | 3.083.202 | 15.439.306 | 3.035.955 | 14.401.981 |
| Γερμανία | 1.580.009 | 4.200.274 | 1.390.286 | 3.320.603 | 1.353.777 | 3.436.797 | 1.601.113 | 4.095.015 | 1.426.841 | 3.950.484 | 1.356.658 | 3.674.371 |
| Γαλλία | 398.221 | 1.641.057 | 320.533 | 1.408.054 | 342.605 | 1.544.246 | 382.409 | 1.880.540 | 341.693 | 1.925.938 | 322.918 | 1.955.924 |
| Ιταλία | 796.438 | 2.689.988 | 559.296 | 2.482.961 | 588.376 | 2.866.261 | 488.438 | 3.601.284 | 535.510 | 4.057.708 | 579.560 | 3.679.489 |
| Ολλανδία | 137.999 | 1.348.438 | 114.315 | 1.147.375 | 127.609 | 1.370.251 | 127.907 | 1.512.109 | 126.086 | 1.454.794 | 132.111 | 1.225.140 |
| Βέλγιο-Λουξεμβούργο | 120.271 | 645.845 | 66.435 | 551.236 | 76.218 | 615.700 | 87.372 | 792.932 | 87.726 | 817.406 | 67.333 | 767.238 |
| Ην. Βασίλειο | 411.957 | 1.151.847 | 328.614 | 1.117.460 | 335.134 | 1.247.966 | 383.891 | 1.589.541 | 381.443 | 1.802.870 | 416.355 | 1.552.090 |
| Ιρλανδία | 8.467 | 86.268 | 7.529 | 112.551 | 8.443 | 130.476 | 15.645 | 146.834 | 18.369 | 173.412 | 37.313 | 135.377 |
| Δανία | 46.139 | 296.480 | 37.986 | 230.719 | 44.593 | 278.733 | 43.808 | 306.240 | 31.078 | 301.947 | 31.938 | 272.802 |
| Ελλάδα | 1.974 | 86.169 | 2.115 | 30.741 | 2.261 | 91.109 | 3.523 | 122.408 | 6.479 | 130.503 | 11.343 | 92.043 |
| Ισπανία | 104.210 | 375.530 | 52.288 | 403.608 | 95.745 | 494.575 | 114.373 | 681.369 | 112.549 | 751.023 | 63.517 | 984.530 |
| Πορτογαλία | 13.695 | 55.854 | 15.318 | 47.033 | 18.776 | 49.624 | 19.500 | 53.539 | 15.428 | 73.221 | 16.909 | 62.977 |
| <i>Λοιπές ευρωπαϊκές χώρες ΟΟΣΑ</i> | <i>364.412</i> | <i>1.412.765</i> | <i>267.022</i> | <i>1.218.335</i> | <i>286.758</i> | <i>1.251.630</i> | <i>312.179</i> | <i>1.687.973</i> | <i>431.040</i> | <i>1.732.340</i> | <i>379.661</i> | <i>1.895.354</i> |
| Αυστρία | 76.908 | 255.724 | 48.113 | 190.500 | 51.564 | 159.789 | 52.807 | 291.052 | 45.473 | 263.162 | 48.933 | 242.909 |
| Γιουγκοσλαβία | 22.916 | 64.458 | 5.003 | 28.786 | 10.746 | 19.617 | 2.270 | 41.016 | 44.206 | 55.090 | 36.614 | 64.119 |
| Ελβετία | 93.640 | 591.626 | 86.110 | 474.681 | 92.904 | 447.866 | 115.324 | 590.633 | 147.169 | 676.207 | 116.678 | 809.100 |
| Ισλανδία | 3.991 | 17.901 | 268 | 12.047 | 752 | 13.344 | 421 | 15.852 | 1.161 | 13.633 | 2.298 | 5.054 |
| Ισπανία | - | - | - | - | - | - | - | - | - | - | - | - |
| Νορβηγία | 16.117 | 37.661 | 9.177 | 49.272 | 14.002 | 71.282 | 13.733 | 70.181 | 10.339 | 78.476 | 8.441 | 71.639 |
| Πορτογαλία | - | - | - | - | - | - | - | - | - | - | - | - |
| Σουηδία | 101.059 | 287.604 | 64.339 | 305.655 | 82.527 | 309.240 | 85.612 | 391.254 | 90.690 | 367.350 | 71.781 | 378.123 |
| Τουρκία | 33.208 | 69.785 | 37.450 | 78.180 | 26.461 | 103.153 | 23.886 | 127.655 | 68.927 | 113.674 | 77.281 | 131.386 |
| Φιλανδία | 16.573 | 88.006 | 16.562 | 79.214 | 7.802 | 127.339 | 18.126 | 160.330 | 23.075 | 164.748 | 17.635 | 193.024 |
| <i>Λοιπές χώρες ΟΟΣΑ</i> | <i>1.031.194</i> | <i>2.531.044</i> | <i>904.598</i> | <i>2.462.719</i> | <i>996.295</i> | <i>2.217.928</i> | <i>1.254.302</i> | <i>2.597.447</i> | <i>1.133.258</i> | <i>2.696.020</i> | <i>988.256</i> | <i>3.287.386</i> |
| Αυστραλία | 16.035 | 12.179 | 15.181 | 26.634 | 22.002 | 18.808 | 24.673 | 18.798 | 25.103 | 20.318 | 18.880 | 14.506 |
| ΗΠΑ | 944.446 | 1.811.503 | 822.047 | 1.780.782 | 900.588 | 1.710.616 | 1.024.731 | 2.062.527 | 932.092 | 2.115.555 | 846.592 | 2.618.436 |
| Ιαπωνία | 45.225 | 616.162 | 39.189 | 572.883 | 47.910 | 398.726 | 170.188 | 422.400 | 155.949 | 456.997 | 92.358 | 576.187 |
| Καναδάς | 25.361 | 68.780 | 27.120 | 65.868 | 25.410 | 73.053 | 34.312 | 77.125 | 18.957 | 81.777 | 29.617 | 54.232 |
| Νέα Ζηλανδία | 127 | 22.420 | 1.061 | 16.552 | 385 | 16.725 | 398 | 16.597 | 1.157 | 21.373 | 809 | 24.025 |
| Χώρες ανατολικής Ευρώπης | 87.344 | 690.100 | 86.828 | 619.999 | 89.267 | 749.270 | 115.234 | 973.573 | 134.480 | 937.455 | 138.202 | 630.546 |
| Αλβανία | 4.150 | 8.777 | 1.562 | 7.470 | 4.863 | 3.426 | 2.689 | 5.702 | 6.493 | 3.869 | 3.211 | 11.861 |
| Βουλγαρία | 21.393 | 98.571 | 11.978 | 99.333 | 14.442 | 156.404 | 21.042 | 229.466 | 26.789 | 164.853 | 21.573 | 149.568 |
| Αν. Γερμανία | 1.664 | -8.402 | 1.254 | -3.095 | 1.487 | 338 | - | - | - | - | - | - |
| ΕΣΣΔ | 15.103 | 394.941 | 41.985 | 370.075 | 33.090 | 413.308 | 45.351 | 496.825 | 42.436 | 539.452 | 53.170 | 246.330 |
| Ουγγαρία | 11.458 | 61.779 | 9.145 | 33.297 | 5.302 | 29.844 | 10.865 | 36.330 | 13.951 | 52.397 | 11.813 | 35.075 |
| Πολωνία | 10.047 | 22.474 | 6.635 | 27.131 | 8.421 | 15.083 | 8.863 | 33.565 | 11.832 | 31.500 | 12.911 | 40.092 |
| Ρουμανία | 11.598 | 49.304 | 8.740 | 30.248 | 15.767 | 69.658 | 16.916 | 104.995 | 24.204 | 79.328 | 29.962 | 79.751 |
| Τσεχοσλοβακία | 11.931 | 62.656 | 5.529 | 55.540 | 5.895 | 61.209 | 9.508 | 66.690 | 8.775 | 66.056 | 5.562 | 67.869 |
| Χώρες ΟΠΕΚ | 152.697 | 1.576.881 | 121.649 | 1.426.409 | 99.234 | 1.192.246 | 87.055 | 1.080.584 | 109.600 | 1.182.777 | 77.032 | 339.057 |
| Αλγερία | 9.861 | 5.752 | 766 | 6.657 | 1.932 | 23.632 | 2.624 | 9.564 | 5.579 | 4.222 | 3.928 | 7.707 |
| Βενεζουέλα | 185 | 1.261 | 13 | 58 | - | 4.668 | 2.459 | 2.757 | 124 | -56 | 45 | 3.308 |
| Ην. Αραβ. Εμιράτα | 22.178 | 10.127 | 35.909 | 3.006 | 19.637 | 2.623 | 23.789 | 9.839 | 17.416 | 4.446 | 13.270 | 7.418 |
| Ινδονησία | 352 | 19.512 | 186 | 19.318 | 1.904 | 30.170 | 4.456 | 41.652 | 17.010 | 48.848 | 5.395 | 44.603 |
| Ιράκ | 34 | 17.205 | 2 | -162 | 94 | -68 | - | 81 | - | 116 | - | -32 |
| Ιράν | 8.259 | 684.661 | 1.287 | 509.413 | 1.440 | 418.934 | 5.354 | 475.943 | 2.360 | 430.718 | 10.953 | 7.674 |
| Κουβέιτ | 6.709 | -170 | 4.859 | 13.691 | 2.239 | 288 | 2.414 | 3.851 | 3.694 | 712 | 2.956 | -190 |
| Λυβύη | 40.893 | 296.447 | 30.324 | 227.283 | 25.288 | 157.299 | 22.287 | 121.500 | 35.495 | 179.256 | 16.735 | 72.271 |
| Νιγηρία | 14.357 | 1.023 | 2.365 | 1.041 | 1.051 | 18.211 | 364 | 17.632 | 122 | -239 | 57 | 375 |
| Σαουδική Αραβία | 49.869 | 541.063 | 45.938 | 646.104 | 45.649 | 536.489 | 23.308 | 397.765 | 27.800 | 514.754 | 23.693 | 195.923 |
| Άλλες χώρες | 753.800 | 1.174.505 | 759.502 | 1.035.695 | 753.849 | 1.205.909 | 746.070 | 1.807.182 | 878.361 | 2.147.569 | 754.185 | 3.089.741 |
| Σύνολο | 6.008.827 | 19.902.045 | 5.034.314 | 17.615.498 | 5.218.940 | 18.741.721 | 5.782.819 | 22.928.570 | 5.769.941 | 24.135.467 | 5.373.291 | 23.644.065 |

42. Εξωτερικό εμπόριο της Ελλάδος, κατά χώρα (συνέχεια)
Greek commodity foreign trade, by country (continued)

Thousand US dollars

| Δεκέμβριος – December | | | | | | Ιανουάριος – Δεκέμβριος / January – December | | | | | | Country |
|-----------------------|----------------------|---------------------|----------------------|---------------------|----------------------|--|----------------------|---------------------|----------------------|---------------------|----------------------|--------------------------------------|
| 1996 | | 1997 | | 1998 | | 1996 | | 1997 | | 1998 | | |
| Εξαγωγές Exports | Εισαγωγές Imports | Εξαγωγές Exports | Εισαγωγές Imports | Εξαγωγές Exports | Εισαγωγές Imports | Εξαγωγές Exports | Εισαγωγές Imports | Εξαγωγές Exports | Εισαγωγές Imports | Εξαγωγές Exports | Εισαγωγές Imports | |
| 443.945 | 1.772.757 | 620.573 | 1.829.860 | ... | ... | 4.647.500 | 19.867.666 | 4.403.872 | 19.584.721 | ... | ... | OECD countries |
| 288.858 | 1.381.084 | 436.690 | 1.328.984 | ... | ... | 3.083.202 | 15.439.306 | 3.035.955 | 14.401.981 | ... | ... | <i>EE</i> |
| 131.449 | 343.097 | 193.236 | 256.690 | ... | ... | 1.426.841 | 3.950.484 | 1.356.658 | 3.674.371 | ... | ... | Germany |
| 43.808 | 162.990 | 56.447 | 189.517 | ... | ... | 341.693 | 1.925.938 | 322.918 | 1.955.924 | ... | ... | France |
| 41.731 | 366.837 | 85.840 | 371.203 | ... | ... | 535.510 | 4.057.708 | 579.560 | 3.679.489 | ... | ... | Italy |
| 11.630 | 115.159 | 12.681 | 106.690 | ... | ... | 126.086 | 1.454.794 | 132.111 | 1.225.140 | ... | ... | Netherlands |
| 8.202 | 80.992 | 9.137 | 82.058 | ... | ... | 87.726 | 817.406 | 67.333 | 767.238 | ... | ... | Belgium-Luxembourg |
| 39.256 | 189.236 | 54.850 | 102.544 | ... | ... | 381.443 | 1.802.870 | 416.355 | 1.552.090 | ... | ... | Un. Kingdom |
| 1.839 | 17.338 | 6.583 | 5.926 | ... | ... | 18.369 | 173.412 | 37.313 | 135.377 | ... | ... | Ireland |
| 2.528 | 29.271 | 2.445 | 26.416 | ... | ... | 31.078 | 301.947 | 31.938 | 272.802 | ... | ... | Denmark |
| 780 | 13.406 | 1.550 | 7.477 | ... | ... | 6.479 | 130.503 | 11.343 | 92.043 | ... | ... | Greece |
| 4.982 | 57.633 | 7.637 | 176.347 | ... | ... | 112.549 | 751.023 | 63.517 | 984.530 | ... | ... | Spain |
| 2.653 | 5.125 | 6.284 | 4.116 | ... | ... | 15.428 | 73.221 | 16.909 | 62.977 | ... | ... | Portugal |
| 51.748 | 154.104 | 45.385 | 213.287 | ... | ... | 431.040 | 1.732.340 | 379.661 | 1.895.354 | ... | ... | <i>Other European OECD countries</i> |
| 3.699 | 22.423 | 4.278 | 25.589 | ... | ... | 45.473 | 263.162 | 48.933 | 242.909 | ... | ... | Austria |
| 16.370 | 4.907 | 6.695 | 2.269 | ... | ... | 44.206 | 55.090 | 36.614 | 64.119 | ... | ... | Yugoslavia |
| 16.814 | 60.476 | 18.425 | 102.013 | ... | ... | 147.169 | 676.207 | 116.678 | 809.100 | ... | ... | Switzerland |
| 6 | 1.628 | 530 | 517 | ... | ... | 1.161 | 13.633 | 2.298 | 5.054 | ... | ... | Iceland |
| 585 | 7.902 | 730 | 4.068 | ... | ... | 10.339 | 78.476 | 8.441 | 71.639 | ... | ... | Spain |
| 6.916 | 36.191 | 6.055 | 32.022 | ... | ... | 90.690 | 367.350 | 71.781 | 378.123 | ... | ... | Norway |
| 3.087 | 7.623 | 7.835 | 13.334 | ... | ... | 68.297 | 113.674 | 77.281 | 131.386 | ... | ... | Portugal |
| 4.271 | 12.954 | 837 | 33.475 | ... | ... | 23.075 | 164.748 | 17.635 | 193.024 | ... | ... | Sweden |
| 103.339 | 237.569 | 138.498 | 287.589 | ... | ... | 1.133.258 | 2.696.020 | 988.256 | 3.287.386 | ... | ... | Turkey |
| 1.749 | 1.290 | 1.267 | 2.070 | ... | ... | 25.103 | 20.318 | 18.880 | 14.506 | ... | ... | Finland |
| 83.176 | 248.944 | 119.526 | 232.823 | ... | ... | 932.092 | 2.115.555 | 846.592 | 2.618.436 | ... | ... | <i>Other OECD countries</i> |
| 17.172 | -18.918 | 8.421 | 45.855 | ... | ... | 155.949 | 456.997 | 92.358 | 576.187 | ... | ... | Australia |
| 1.218 | 5.257 | 9.144 | 5.746 | ... | ... | 18.957 | 81.777 | 29.617 | 54.232 | ... | ... | USA |
| 24 | 996 | 140 | 1.095 | ... | ... | 1.157 | 21.373 | 809 | 24.025 | ... | ... | Japan |
| 14.064 | 107.325 | 20.957 | 59.325 | ... | ... | 134.480 | 937.455 | 138.202 | 630.546 | ... | ... | Canada |
| 172 | 405 | 560 | 532 | ... | ... | 6.493 | 3.869 | 3.211 | 11.861 | ... | ... | New Zealand |
| 1.514 | 4.563 | 3.051 | 18.909 | ... | ... | 26.789 | 164.853 | 21.573 | 149.568 | ... | ... | East Europe |
| 4.843 | 86.653 | 9.022 | 18.431 | ... | ... | 42.436 | 539.452 | 53.170 | 246.330 | ... | ... | Albania |
| 1.398 | 3.014 | 1.594 | 1.632 | ... | ... | 13.951 | 52.397 | 11.813 | 35.075 | ... | ... | Bulgaria |
| 1.020 | 3.011 | 1.533 | 8.518 | ... | ... | 11.832 | 31.500 | 12.911 | 40.092 | ... | ... | East Germany |
| 4.136 | 5.941 | 4.401 | 5.959 | ... | ... | 24.204 | 79.328 | 29.962 | 79.751 | ... | ... | USSR |
| 981 | 3.738 | 796 | 5.344 | ... | ... | 8.775 | 66.056 | 5.562 | 67.869 | ... | ... | Hungary |
| 7.435 | 43.792 | 7.490 | 39.920 | ... | ... | 109.600 | 1.182.777 | 77.032 | 339.057 | ... | ... | Poland |
| 412 | 175 | 26 | - | ... | ... | 5.579 | 4.222 | 3.928 | 7.707 | ... | ... | Rumania |
| 875 | -79 | 1.405 | 211 | ... | ... | 17.416 | 4.446 | 13.270 | 7.418 | ... | ... | Czechoslovakia |
| 1.011 | 2.222 | 182 | 2.708 | ... | ... | 17.010 | 48.848 | 5.395 | 44.603 | ... | ... | OPEC countries |
| 184 | 11.953 | 406 | -108 | ... | ... | 2.360 | 430.718 | 10.953 | 7.674 | ... | ... | Algeria |
| 275 | - | 158 | 36 | ... | ... | 3.694 | 712 | 2.956 | -190 | ... | ... | Venezuela |
| 2.815 | 14.141 | 2.160 | 13.408 | ... | ... | 35.495 | 179.256 | 16.735 | 72.271 | ... | ... | Un. Arab Emirates |
| 1.863 | 15.040 | 3.139 | 23.246 | ... | ... | 27.800 | 514.754 | 23.693 | 195.923 | ... | ... | Indonesia |
| 75.641 | 347.854 | 113.628 | 263.609 | ... | ... | 878.361 | 2.147.569 | 754.185 | 3.089.741 | ... | ... | Iran |
| 541.085 | 2.271.728 | 762.648 | 2.192.714 | ... | ... | 5.769.941 | 24.135.467 | 5.373.291 | 23.644.065 | ... | ... | Iraq |
| | | | | | | | | | | | | Kuwait |
| | | | | | | | | | | | | Libya |
| | | | | | | | | | | | | Nigeria |
| | | | | | | | | | | | | Saudi Arabia |
| | | | | | | | | | | | | Other countries |
| | | | | | | | | | | | | T o t a l |

43. Δείκτες μέσης αξίας και όγκου εξαγωγών – εισαγωγών

Indices of unit value and volume of exports – imports

(1991 = 100)

| Έτη, τρίμηνα, μήνες | Σύνολο εξαγωγών (0-9) Total Exports | Κατηγορίες ΤΤΔΕ | | | | | | | | | |
|-------------------------------|---|-----------------------------|--------------------|--|---------------------------------|-------------------|--------------------|-----------------------|---|----------------------------------|-------------------------|
| | | Τρόφιμα και ζώντα ζώα | Ποτά και Καπνός | Πρώτες ύλες εκτός από καύσιμα | Ορυκτά καύσιμα, λιπαντικά | Έλαια και λίπη | Χημικά προϊόντα | Βιομηχα- νικά είδη | Μηχανή- ματα και υλικά με- ταφορών | Διάφορα βιομηχα- νικά είδη | Μη ταξινο- μημένα |
| | | (0) | (1) | (2) | (3) | (4) | (5) | (6) | (7) | (8) | (9) |
| α. Δείκτης μέσης αξίας | | | | | | | | | | | |
| 1991 | 100,0 | 100,0 | 100,0 | 100,0 | 100,0 | 100,0 | 100,0 | 100,0 | 100,0 | 100,0 | 100,0 |
| 1992 | 97,7 | 97,3 | 117,3 | 93,6 | 96,3 | 92,4 | 93,7 | 103,3 | 87,6 | 100,0 | - |
| 1993 | 100,3 | 96,7 | 120,6 | 96,2 | 86,2 | 95,8 | 91,5 | 102,6 | 85,9 | 110,6 | - |
| 1994 | 111,6 | 100,9 | 127,3 | 120,8 | 108,4 | 119,3 | 83,8 | 121,0 | 97,6 | 120,5 | - |
| 1995 | 112,4 | 112,4 | 115,1 | 144,4 | 87,5 | 136,8 | 90,5 | 128,3 | 84,7 | 124,5 | - |
| 1996 | 118,3 | 119,0 | 128,9 | 137,5 | 88,5 | 194,4 | 90,7 | 121,7 | 101,2 | 122,7 | - |
| 1997 | 113,2 | 122,1 | 171,0 | 144,7 | 105,5 | 139,5 | 88,4 | 131,1 | 64,5 | 114,0 | - |
| 1998 | 104,9 | 126,7 | 179,9 | 148,3 | 63,4 | 115,8 | 53,2 | 113,4 | 82,1 | 133,6 | - |
| 1999 | 104,2 | 117,6 | 179,1 | 124,8 | 64,9 | 121,7 | 69,9 | 122,4 | 77,9 | 125,0 | - |
| 2000 Ιαν. | 115,8 | 115,2 | 165,7 | 118,6 | 137,9 | 122,5 | 44,7 | 136,6 | 99,6 | 146,3 | - |
| Ιαν. - Φεβρ. | 120,5 | 116,7 | 199,1 | 119,0 | 153,0 | 124,1 | 61,1 | 132,9 | 96,3 | 134,3 | - |
| Ιαν. - Μάρτ. | 121,8 | 118,5 | 199,6 | 121,7 | 148,1 | 123,4 | 72,5 | 135,6 | 90,9 | 130,7 | - |
| Ιαν. - Απρ. | 119,9 | 120,6 | 195,3 | 122,3 | 151,5 | 124,1 | 62,5 | 136,5 | 93,6 | 129,1 | - |
| Ιαν. - Μάιος | 122,4 | 122,3 | 193,5 | 126,2 | 160,6 | 122,7 | 67,6 | 137,5 | 90,2 | 129,6 | - |
| Ιαν. - Ιούν. | 123,4 | 122,8 | 191,8 | 128,3 | 156,2 | 120,4 | 72,0 | 137,4 | 97,3 | 127,8 | - |
| Ιαν. - Ιούλ. | 123,7 | 120,9 | 192,5 | 130,0 | 162,8 | 117,9 | 75,3 | 137,6 | 94,0 | 129,1 | - |
| Ιαν. - Αύγ. | 123,6 | 120,5 | 188,5 | 131,9 | 155,8 | 118,8 | 77,4 | 137,9 | 94,3 | 129,1 | - |
| Ιαν. - Σεπτ. | 124,1 | 122,3 | 188,5 | 134,8 | 149,6 | 118,2 | 80,5 | 138,1 | 95,0 | 129,3 | - |
| 2000 Ιαν. | 115,8 | 115,2 | 165,7 | 118,6 | 137,9 | 122,5 | 44,7 | 136,6 | 99,6 | 146,3 | - |
| Φεβρ. | 125,2 | 118,4 | 231,6 | 119,3 | 181,5 | 125,9 | 87,3 | 129,4 | 94,0 | 124,2 | - |
| Μάρτ. | 124,3 | 122,9 | 200,9 | 129,7 | 138,9 | 122,2 | 102,2 | 140,2 | 82,8 | 124,8 | - |
| Απρ. | 114,4 | 126,3 | 181,7 | 126,0 | 166,5 | 126,3 | 44,4 | 139,2 | 101,0 | 124,0 | - |
| Μάιος | 131,8 | 130,1 | 185,5 | 152,2 | 182,0 | 118,4 | 92,4 | 141,4 | 80,4 | 131,6 | - |
| Ιούν. | 128,0 | 124,4 | 183,2 | 148,2 | 135,7 | 110,4 | 97,4 | 136,8 | 128,2 | 120,6 | - |
| Ιούλ. | 125,4 | 111,7 | 197,1 | 145,9 | 253,1 | 104,9 | 96,1 | 139,0 | 77,6 | 136,2 | - |
| Αύγ. | 122,6 | 118,2 | 166,4 | 156,3 | 116,8 | 127,3 | 98,2 | 140,2 | 96,8 | 129,9 | - |
| Σεπτ. | 128,4 | 138,1 | 188,4 | 168,6 | 113,3 | 109,5 | 115,8 | 140,5 | 101,1 | 130,2 | - |
| β. Δείκτης όγκου | | | | | | | | | | | |
| 1991 | 100,0 | 100,0 | 100,0 | 100,0 | 100,0 | 100,0 | 100,0 | 100,0 | 100,0 | 100,0 | 100,0 |
| 1992 | 128,0 | 118,1 | 125,6 | 112,4 | 74,9 | 301,9 | 139,7 | 127,4 | 209,5 | 139,2 | - |
| 1993 | 124,6 | 116,5 | 110,8 | 144,6 | 123,8 | 196,6 | 161,5 | 112,1 | 209,8 | 123,0 | - |
| 1994 | 129,8 | 129,3 | 109,4 | 145,2 | 154,2 | 173,0 | 188,6 | 111,9 | 222,9 | 113,7 | - |
| 1995 | 143,0 | 116,7 | 137,7 | 130,2 | 135,0 | 253,2 | 222,0 | 120,7 | 353,8 | 120,2 | - |
| 1996 | 152,8 | 114,4 | 149,5 | 180,9 | 194,0 | 232,1 | 268,8 | 132,1 | 342,5 | 132,8 | - |
| 1997 | 169,8 | 122,5 | 118,6 | 153,2 | 169,0 | 195,6 | 326,9 | 133,4 | 612,0 | 166,2 | - |
| 1998 | 193,0 | 132,8 | 108,4 | 139,4 | 240,8 | 224,6 | 639,5 | 169,1 | 619,9 | 141,7 | - |
| 1999 | 205,5 | 136,8 | 122,0 | 190,2 | 336,2 | 349,6 | 570,7 | 147,4 | 676,9 | 150,3 | - |
| 2000 Ιαν. | 210,1 | 143,2 | 127,7 | 290,0 | 353,6 | 240,4 | 876,4 | 143,5 | 474,1 | 139,1 | - |
| Ιαν. - Φεβρ. | 206,8 | 136,0 | 129,4 | 341,6 | 270,3 | 222,1 | 711,3 | 148,9 | 589,8 | 151,6 | - |
| Ιαν. - Μάρτ. | 208,3 | 126,4 | 125,3 | 304,1 | 275,4 | 227,4 | 656,6 | 158,3 | 649,8 | 162,4 | - |
| Ιαν. - Απρ. | 209,3 | 129,7 | 123,6 | 265,4 | 252,3 | 218,8 | 765,0 | 158,3 | 666,0 | 159,8 | - |
| Ιαν. - Μάιος | 212,3 | 126,8 | 120,9 | 243,4 | 287,8 | 227,9 | 736,4 | 159,8 | 716,1 | 160,6 | - |
| Ιαν. - Ιούν. | 216,7 | 136,2 | 120,9 | 225,0 | 290,6 | 235,2 | 720,2 | 164,3 | 733,1 | 168,2 | - |
| Ιαν. - Ιούλ. | 216,7 | 141,0 | 119,3 | 213,4 | 267,3 | 240,1 | 715,4 | 165,8 | 754,2 | 170,1 | - |
| Ιαν. - Αύγ. | 213,8 | 143,9 | 123,3 | 201,3 | 275,8 | 233,3 | 690,3 | 162,1 | 740,5 | 164,2 | - |
| Ιαν. - Σεπτ. | 211,8 | 142,9 | 117,6 | 194,3 | 287,4 | 222,9 | 668,0 | 159,9 | 730,4 | 163,9 | - |
| 2000 Ιαν. | 210,1 | 143,2 | 127,7 | 290,0 | 353,6 | 240,4 | 876,4 | 143,5 | 474,1 | 139,1 | - |
| Φεβρ. | 203,4 | 128,9 | 131,0 | 393,2 | 187,0 | 203,8 | 546,3 | 154,2 | 705,5 | 164,1 | - |
| Μάρτ. | 211,4 | 107,2 | 117,3 | 229,2 | 285,6 | 238,2 | 547,2 | 177,0 | 769,9 | 184,0 | - |
| Απρ. | 212,1 | 139,5 | 118,6 | 149,0 | 183,0 | 193,1 | 1.089,9 | 158,6 | 714,5 | 151,9 | - |
| Μάιος | 224,6 | 115,1 | 110,0 | 155,8 | 429,8 | 264,3 | 622,1 | 165,7 | 916,6 | 164,1 | - |
| Ιούν. | 238,4 | 183,2 | 120,9 | 133,0 | 304,3 | 271,7 | 639,2 | 186,7 | 817,7 | 205,9 | - |
| Ιούλ. | 216,9 | 170,1 | 109,8 | 143,6 | 127,6 | 269,5 | 686,3 | 174,7 | 881,1 | 182,0 | - |
| Αύγ. | 193,6 | 163,7 | 151,4 | 116,6 | 335,8 | 185,8 | 515,2 | 136,4 | 644,8 | 122,8 | - |
| Σεπτ. | 195,4 | 135,5 | 71,7 | 138,1 | 380,1 | 139,6 | 489,4 | 142,2 | 649,7 | 161,6 | - |

Σημείωση : Αναθεώρηση δεικτών, λόγω αλλαγής έτους βάσης και ανάθεωρησης δείγματος.
Αναθεώρηση της ονοματολογίας (nomenclature) των εμπορευμάτων τον Ιανουάριο του 1988.

Πηγή : ΕΣΥΕ.

43. Δείκτες μέσης αξίας και όγκου εξαγωγών – εισαγωγών (συνέχεια)

Indices of unit value and volume of exports – imports (continued)

(1991 = 100)

| Σύνολο εισαγωγών (0-9) Total Imports | Categories of SITC | | | | | | | | | | Years, quarters, months |
|--|--|-----------------------------|---------------------------------|---------------------------------|------------------|-----------|----------------------------|--|------------------------------------|-----------------------|----------------------------|
| | Food - stuff and live animals | Beverages and tobacco | Raw materials excl. fuels | Mineral fuels, lubricants | Oils and fats | Chemicals | Manu- factured goods | Machinery and transport materials | Various manu- factured goods | Un- allo- cated | |
| | (0) | (1) | (2) | (3) | (4) | (5) | (6) | (7) | (8) | (9) | |
| a. Index of average value | | | | | | | | | | | |
| 100,0 | 100,0 | 100,0 | 100,0 | 100,0 | 100,0 | 100,0 | 100,0 | 100,0 | 100,0 | – | 1991 |
| 100,8 | 106,3 | 119,7 | 98,9 | 98,3 | 107,1 | 97,2 | 99,5 | 103,5 | 93,8 | – | 1992 |
| 102,0 | 105,7 | 148,1 | 102,1 | 119,0 | 114,9 | 87,4 | 94,0 | 108,1 | 89,7 | – | 1993 |
| 100,7 | 112,5 | 149,8 | 116,4 | 105,6 | 132,5 | 84,3 | 100,1 | 109,3 | 83,7 | – | 1994 |
| 102,4 | 113,5 | 147,8 | 126,3 | 108,7 | 133,0 | 90,1 | 110,8 | 107,1 | 76,5 | – | 1995 |
| 107,9 | 113,2 | 156,2 | 120,1 | 129,7 | 137,5 | 86,7 | 111,7 | 113,4 | 82,0 | – | 1996 |
| 115,0 | 116,5 | 169,6 | 122,7 | 145,9 | 142,4 | 100,0 | 111,6 | 121,5 | 101,3 | – | 1997 |
| 112,3 | 117,2 | 180,0 | 126,6 | 120,0 | 174,6 | 99,2 | 117,6 | 118,3 | 93,3 | – | 1998 |
| 111,6 | 111,3 | 182,1 | 122,0 | 108,4 | 167,9 | 97,4 | 106,4 | 123,1 | 98,8 | – | 1999 |
| 125,2 | 109,9 | 166,7 | 120,1 | 201,3 | 142,1 | 123,0 | 111,7 | 126,8 | 105,3 | – | Jan. 2000 |
| 124,7 | 110,7 | 177,6 | 115,3 | 205,5 | 136,5 | 121,9 | 116,3 | 125,2 | 104,2 | – | Jan. – Febr. |
| 127,9 | 113,3 | 152,2 | 103,5 | 217,8 | 138,4 | 123,9 | 117,5 | 132,3 | 105,4 | – | Jan. – Mar. |
| 127,9 | 112,7 | 153,7 | 107,1 | 220,4 | 139,7 | 122,7 | 118,3 | 133,5 | 106,7 | – | Jan. – Apr. |
| 127,0 | 109,7 | 154,9 | 113,1 | 203,9 | 141,7 | 118,6 | 120,0 | 131,9 | 107,5 | – | Jan. – May |
| 127,0 | 110,2 | 157,7 | 117,2 | 200,9 | 138,4 | 113,0 | 120,6 | 129,2 | 108,2 | – | Jan. – June |
| 127,4 | 109,5 | 158,0 | 118,8 | 204,4 | 137,8 | 112,6 | 121,9 | 130,4 | 108,6 | – | Jan. – July |
| 128,7 | 110,1 | 162,1 | 119,8 | 210,2 | 138,0 | 112,5 | 122,6 | 131,5 | 109,0 | – | Jan. – Aug. |
| 129,1 | 111,6 | 162,8 | 122,7 | 217,7 | 138,5 | 111,4 | 122,9 | 129,9 | 111,1 | – | Jan. – Sept. |
| 125,2 | 109,9 | 166,7 | 120,1 | 201,3 | 142,1 | 123,0 | 111,7 | 126,8 | 105,3 | – | Jan. 2000 |
| 124,3 | 111,6 | 186,2 | 111,1 | 210,1 | 128,0 | 120,9 | 120,8 | 123,7 | 103,5 | – | Febr. |
| 133,1 | 118,1 | 126,5 | 90,5 | 240,2 | 142,1 | 127,8 | 119,6 | 145,2 | 107,1 | – | Mar. |
| 128,2 | 110,7 | 157,2 | 119,7 | 235,9 | 145,2 | 118,9 | 120,7 | 137,1 | 110,9 | – | Apr. |
| 124,3 | 100,4 | 158,4 | 143,3 | 174,1 | 150,4 | 106,9 | 125,7 | 126,7 | 108,2 | – | May |
| 126,6 | 112,5 | 170,8 | 141,6 | 194,7 | 126,4 | 92,8 | 123,4 | 118,7 | 114,3 | – | June |
| 130,2 | 105,8 | 159,3 | 129,0 | 240,9 | 134,6 | 110,4 | 129,4 | 137,3 | 111,1 | – | July |
| 139,9 | 115,2 | 195,1 | 127,7 | 252,4 | 139,1 | 111,3 | 129,9 | 142,3 | 112,7 | – | Aug. |
| 132,2 | 123,8 | 167,8 | 152,6 | 290,7 | 141,3 | 103,3 | 125,5 | 117,2 | 124,9 | – | Sept. |
| b. Index of volume | | | | | | | | | | | |
| 100,0 | 100,0 | 100,0 | 100,0 | 100,0 | 100,0 | 100,0 | 100,0 | 100,0 | 100,0 | – | 1991 |
| 115,3 | 117,7 | 112,7 | 82,9 | 117,1 | 38,4 | 121,2 | 106,9 | 118,5 | 136,2 | – | 1992 |
| 126,5 | 125,7 | 120,6 | 82,0 | 132,0 | 31,6 | 159,1 | 118,2 | 119,0 | 159,7 | – | 1993 |
| 133,5 | 138,0 | 110,3 | 87,0 | 126,7 | 46,3 | 192,3 | 126,0 | 108,5 | 196,0 | – | 1994 |
| 144,6 | 161,2 | 125,9 | 95,8 | 104,7 | 44,9 | 215,8 | 140,3 | 112,0 | 246,9 | – | 1995 |
| 157,6 | 168,1 | 133,9 | 107,8 | 141,6 | 54,9 | 245,5 | 144,9 | 126,1 | 242,8 | – | 1996 |
| 160,1 | 175,9 | 127,9 | 118,1 | 101,7 | 56,3 | 231,9 | 162,1 | 131,8 | 256,1 | – | 1997 |
| 194,5 | 193,4 | 138,5 | 117,9 | 140,7 | 55,3 | 271,0 | 170,9 | 181,0 | 321,6 | – | 1998 |
| 205,1 | 204,9 | 146,9 | 106,0 | 125,4 | 46,6 | 283,9 | 176,3 | 207,6 | 329,3 | – | 1999 |
| 190,3 | 206,1 | 103,0 | 110,2 | 160,0 | 47,5 | 249,2 | 174,9 | 188,3 | 248,5 | – | Jan. 2000 |
| 201,2 | 213,4 | 116,4 | 119,4 | 153,4 | 39,3 | 266,8 | 177,0 | 196,8 | 304,4 | – | Jan. – Febr. |
| 214,5 | 218,5 | 154,4 | 151,9 | 158,3 | 39,6 | 274,5 | 189,9 | 204,5 | 351,1 | – | Jan. – Mar. |
| 210,3 | 218,2 | 167,7 | 146,9 | 138,3 | 36,7 | 273,9 | 185,9 | 202,3 | 343,6 | – | Jan. – Apr. |
| 222,5 | 229,7 | 179,0 | 140,9 | 171,8 | 36,3 | 295,6 | 193,3 | 213,3 | 349,0 | – | Jan. – May |
| 231,9 | 231,4 | 181,1 | 137,1 | 214,2 | 38,7 | 314,6 | 195,6 | 223,1 | 344,7 | – | Jan. – June |
| 231,3 | 235,3 | 187,4 | 135,8 | 201,6 | 39,7 | 316,9 | 195,9 | 223,3 | 342,3 | – | Jan. – July |
| 225,5 | 231,8 | 184,7 | 133,8 | 200,4 | 41,3 | 306,4 | 189,6 | 216,1 | 337,7 | – | Jan. – Aug. |
| 225,7 | 230,2 | 183,9 | 130,6 | 196,6 | 43,4 | 308,5 | 189,3 | 216,1 | 344,1 | – | Jan. – Sept. |
| 190,3 | 206,1 | 103,0 | 110,2 | 160,0 | 47,5 | 249,2 | 174,9 | 188,3 | 248,5 | – | Jan. 2000 |
| 212,1 | 220,7 | 129,8 | 128,7 | 146,8 | 31,1 | 284,4 | 179,2 | 205,3 | 360,3 | – | Febr. |
| 241,1 | 228,6 | 230,4 | 217,0 | 168,3 | 40,0 | 289,8 | 215,5 | 220,0 | 444,5 | – | Mar. |
| 212,1 | 139,5 | 118,6 | 149,0 | 183,0 | 193,1 | 1.089,9 | 158,6 | 714,5 | 151,9 | – | Apr. |
| 271,4 | 275,4 | 224,2 | 116,6 | 306,0 | 34,3 | 382,3 | 222,7 | 257,4 | 370,5 | – | May |
| 278,9 | 239,9 | 191,5 | 117,9 | 425,9 | 50,6 | 409,8 | 207,5 | 271,9 | 323,4 | – | June |
| 227,8 | 259,0 | 224,9 | 128,5 | 125,9 | 45,8 | 330,5 | 197,7 | 224,6 | 327,6 | – | July |
| 185,2 | 207,4 | 165,6 | 119,8 | 192,6 | 52,4 | 232,5 | 145,4 | 165,3 | 305,7 | – | Aug. |
| 227,1 | 216,9 | 178,1 | 104,5 | 165,8 | 60,3 | 325,6 | 187,0 | 216,7 | 395,1 | – | Sept. |

Note : Indices revision, due to base year change and sample revision. On January 1st 1988, the nixeme of commodity groups was revised.

Source : NSSG.

44. Σύνθεση συναλλαγματικών διαθεσίμων
Composition of official exchange reserves

Εκατομμύρια δολάρια ΗΠΑ

Million US dollars

| Έτος, μήνας, Year, month | Γενικό σύνολο Grand total | Διαθέσιμα σε εξωτερικό συνάλλαγμα Foreign exchange reserves | Διαθέσιμα σε Ειδικά Τραβηκτικά Δικαιώματα SDRs | Νομισματικός χρυσός Monetary gold | Συναλλαγματική θέση στο ΔΝΤ Foreign exchange position with IMF | Διαθέσιμα σε ECU στο Ευρ. Ταμείο Νομι- σμ. Συνεργασίας Holdings of ECUs issued by EMCF |
|-----------------------------|------------------------------|---|---|--|---|--|
| 1989 | 4.172 | 2.555 | 46 | 902 | 118 | 505 |
| 1990 | 4.294 | 2.739 | 50 | 834 | 105 | 566 |
| 1991 | 6.046 | 4.351 | 50 | 807 | 107 | 731 |
| 1992 | 5.588 | 4.087 | 48 | 746 | 161 | 546 |
| 1993 | 8.694 | 6.710 | 48 | 856 | 156 | 924 |
| 1994 | 15.432 | 12.908 | 93 | 851 | 166 | 1.414 |
| 1995 | 15.736 | 13.002 | 84 | 872 | 169 | 1.609 |
| 1996 | 19.177 | 16.743 | 71 | 833 | 163 | 1.367 |
| 1997 | 13.337 | 11.012 | 57 | 685 | 154 | 1.429 |
| 1998 | 18.191 | 15.307 | 50 | 685 | 268 | 1.881 |
| 1999 | 18.946 | 17.726 | 48 | 782 | 390 | - |
| 1999 Ιαν. – Jan. | 21.616 | 20.442 | 49 | 858 | 267 | - |
| Φεβρ – Feb. | 22.038 | 20.790 | 48 | 858 | 342 | - |
| Μάρτ. – Mar. | 21.621 | 20.376 | 48 | 858 | 339 | - |
| Απρ. – Apr. | 22.071 | 20.825 | 48 | 859 | 339 | - |
| Μάιος – May | 20.455 | 19.211 | 48 | 859 | 337 | - |
| Ιούν. – June | 21.006 | 19.726 | 48 | 859 | 372 | - |
| Ιούλ. – July | 22.663 | 21.374 | 49 | 859 | 381 | - |
| Αύγ. – Aug. | 22.681 | 21.369 | 51 | 859 | 402 | - |
| Σεπτ. – Sept. | 22.077 | 20.756 | 52 | 860 | 409 | - |
| Οκτ. – Oct. | 20.043 | 18.735 | 46 | 862 | 400 | - |
| Νοέμ. – Nov. | 19.048 | 17.795 | 48 | 802 | 403 | - |
| Δεκ. – Dec. | 18.946 | 17.726 | 48 | 782 | 390 | - |
| 2000 Ιαν. – Jan. | 17.466 | 16.250 | 48 | 782 | 386 | - |
| Φεβρ – Feb. | 19.095 | 17.878 | 49 | 783 | 385 | - |
| Μάρτ. – Mar. | 17.075 | 15.861 | 49 | 783 | 382 | - |
| Απρ. – Apr. | 16.736 | 15.517 | 49 | 784 | 386 | - |
| Μάιος – May | 16.688 | 15.521 | 46 | 784 | 337 | ... |
| Ιούν. – June | 15.712 | 14.536 | 47 | 784 | 345 | ... |
| Ιούλ. – July | 15.970 | 14.804 | 45 | 785 | 336 | ... |
| Αύγ. – Aug. | 15.354 | 14.218 | 47 | 785 | 304 | ... |
| Σεπτ. – Sept. | 14.920 | 13.788 | 47 | 785 | 300 | ... |
| Οκτ. – Oct. | 14.885 | 13.783 | 41 | 786 | 295 | - |
| Νοέμ. – Nov. | 15.311 | 14.189 | 43 | 786 | 293 | ... |
| Δεκ. – Dec. | 13.533 | 12.438 | 44 | 753 | 298 | ... |

* Η αξία των διαθεσίμων σε χρυσό αναπροσαρμόστηκε από το Δεκέμβριο του 1985, με βάση το 65% του μέσου όρου των αντίστοιχων τιμών αγοράς της ογγιάς χρυσού σε δολάρια ΗΠΑ.

* Since December 31st 1985, gold holdings have been revalued on the basis of 65 per cent of the average market price of gold in US dollars in December of the respective years.

45. Ισοτιμίες Ξένων νομισμάτων Exchange rates

Μονάδες εθνικού νομίσματος ανά Δολάριο ΗΠΑ
(Στο τέλος του έτους ή του μηνός)

Units of national currency per USD
(At the end of year or month)

| Χώρα | 1999 | 2000 | 2001 | 2002 | Νοέμβριος – November | | Δεκέμβριος – December | | Country |
|---------------------|---------|---------|---------|---------|----------------------|---------|-----------------------|---------|------------------------|
| | | | | | 2001 | 2002 | 2001 | 2002 | |
| Χώρες ΟΟΣΑ | | | | | | | | | OECD countries |
| Γερμανία | 0,9569 | 1,0747 | 1,1347 | 0,9536 | 1,0952 | 1,0074 | 1,1060 | 0,9536 | Germany |
| Γαλλία | 0,9569 | 1,0747 | 1,1347 | 0,9536 | 1,0952 | 1,0074 | 1,1060 | 0,9536 | France |
| Ιταλία | 0,9569 | 1,0747 | 1,1347 | 0,9536 | 1,0952 | 1,0074 | 1,1060 | 0,9536 | Italy |
| Ολλανδία | 0,9569 | 1,0747 | 1,1347 | 0,9536 | 1,0952 | 1,0074 | 1,1060 | 0,9536 | Netherlands |
| Βέλγιο | 0,9569 | 1,0747 | 1,1347 | 0,9536 | 1,0952 | 1,0074 | 1,1060 | 0,9536 | Belgium |
| Λουξεμβούργο | 0,9569 | 1,0747 | 1,1347 | 0,9536 | 1,0952 | 1,0074 | 1,1060 | 0,9536 | Luxembourg |
| Ην. Βασίλειο* | 1,6340 | 1,4922 | 1,4504 | 1,6118 | 1,4702 | 1,5520 | 1,4556 | 1,6118 | United Kingdom* |
| Ιρλανδία* | 1,045 | 0,9305 | 0,8813 | 1,0487 | 0,9131 | 0,9927 | 0,9042 | 1,0487 | Ireland* |
| Δανία | 7,088 | 8,021 | 8,410 | 7,082 | 8,118 | 7,481 | 8,227 | 7,082 | Denmark |
| Ελλάδα | 316,04 | 365,62 | 1,1134 | ... | 1,0952 | ... | 1,1060 | ... | Greece |
| Αυστρία | 0,9569 | 1,0747 | 1,1347 | 0,9536 | 1,0952 | 1,0074 | 1,1060 | 0,9536 | Austria |
| Γιουγκοσλαβία | ... | ... | ... | ... | ... | ... | ... | ... | Yugoslavia |
| Ελβετία | 1,5330 | 1,6365 | 1,6773 | 1,3868 | 1,6117 | 1,4860 | 1,6240 | 1,3868 | Switzerland |
| Ισλανδία | 70,790 | 84,700 | 103,63 | 80,580 | 101,070 | 85,840 | 103,44 | 80,580 | Iceland |
| Ισπανία | 0,19564 | 1,0747 | 1,1347 | 0,9536 | 1,9052 | 1,0074 | 1,1060 | 0,9536 | Spain |
| Νορβηγία | 7,8886 | 8,8485 | 9,0116 | 6,9657 | 8,8818 | 7,3400 | 8,8459 | 6,9657 | Norway |
| Πορτογαλία | 0,9569 | 1,0747 | 1,1347 | 0,9536 | 1,0952 | 1,0074 | 1,1060 | 0,9536 | Portugal |
| Σουηδία | 8,2300 | 9,5350 | 10,6675 | 8,8250 | 10,66 | 9,1325 | 10,5875 | 8,8250 | Sweden |
| Τουρκία | 478,470 | 673,385 | 1,450 | 1,643,7 | 1,552,3 | 1,539 | 1,591,0 | 1,643,7 | Turkey |
| Φιλανδία | 0,9569 | 1,0747 | 1,1347 | 0,9536 | 1,0952 | 1,0074 | 1,1060 | 0,9536 | Finland |
| Αυστραλία* | 0,6446 | 0,5466 | 0,5106 | 0,5662 | 0,4923 | 0,5608 | 0,5053 | 0,5662 | Australia* |
| Ιαπωνία | 104,55 | 114,9 | 131,8 | 119,90 | 119,3 | 122,30 | 121,8 | 119,90 | Japan |
| Καναδάς | 1,4710 | 1,5002 | 1,5926 | 1,5796 | 1,5790 | 1,5654 | 1,5867 | 1,5796 | Canada |
| Νέα Ζηλανδία* | 0,5117 | 0,4402 | 0,4155 | 0,5265 | 0,4012 | 0,4956 | 0,4135 | 0,5265 | New Zealand* |
| Άλλες χώρες | | | | | | | | | Other countries |
| Αίγυπτος* | 3,3960 | 3,6900 | 4,4900 | 4,5000 | 4,1400 | 4,5000 | 4,1400 | 4,5000 | Egypt* |
| Αργεντινή | 0,9995 | 0,9995 | 0,9995 | 3,3200 | 0,9995 | 3,5900 | 0,9995 | 3,3200 | Argentina |
| Βραζιλία | 1,953 | 1,955 | 2,320 | 3,533 | 2,671 | 3,637 | 2,707 | 3,533 | Brazil |
| Ινδία | 43,420 | 46,750 | 48,180 | 48,030 | 47,860 | 48,270 | 47,970 | 48,030 | India |
| Ισραήλ | 4,2510 | 4,0410 | 4,4160 | 4,7370 | 4,3550 | 4,6430 | 4,210 | 4,7370 | Israel |
| Μεξικό | 4,96504 | 0,0249 | 9,1423 | 10,3125 | 9,5258 | 10,1496 | 9,2421 | 10,3125 | Mexico |

* Δολάρια ΗΠΑ ανά μονάδα εθνικού νομίσματος.
Πηγή: IMF, International Financial Statistics.

* USD per unit of national currency
Source: IMF, International Financial Statistics.

ΙΣΟΖΥΓΙΟ ΠΛΗΡΩΜΩΝ

46. Επίσημα αποθέματα χρυσού και εξωτερικού συναλλάγματος

A. Χρυσός*

Official reserves of gold and foreign exchange

A. Gold

Εκατ. δολάρια ΗΠΑ, στο τέλος έτους ή μηνός

| Χώρα | 1995 | 1996 | 1997 | 1998 | 1999 | 2000 | 2001 | 2002 | Νοέμβριος – November | | Δεκέμβριος – December | |
|-------------------|--------|--------|--------|--------|--------|--------|--------|--------|----------------------|--------|-----------------------|--------|
| | | | | | | | | | 2001 | 2002 | 2001 | 2002 |
| Χώρες ΟΟΣΑ | | | | | | | | | | | | |
| Γερμανία | 9.550 | 8.804 | 7.634 | 10.227 | 32.368 | 30.606 | 30.728 | 37.972 | 32.573 | 35.346 | 31.399 | 37.972 |
| Γαλλία | 31.658 | 30.368 | 25.002 | 29.871 | 28.284 | 26.689 | 26.888 | 33.331 | 28.503 | 31.026 | 27.475 | 33.331 |
| Ιταλία | 25.570 | 25.369 | 21.806 | 24.711 | 22.463 | 21.635 | 21.796 | 27.919 | 23.105 | 25.150 | 21.980 | 27.919 |
| Ολλανδία | 9.168 | 8.622 | 5.801 | 7.299 | 6.022 | 5.353 | 7.863 | 9.385 | 8.339 | 8.879 | 5.956 | 9.385 |
| Βέλγιο | 7.306 | 6.171 | 5.140 | 2.565 | 2.277 | 2.277 | 2.294 | 2.843 | 2.432 | 2.647 | 2.344 | 2.843 |
| Ην. Βασίλειο | 5.240 | 5.480 | 4.810 | 5.080 | 4,27 | 4,27 | 3,16 | 3,46 | 4,51 | 3,22 | 3,234 | 3,46 |
| Ιρλανδία | 137 | 590 | 116 | 132 | 122 | 195 | 49 | 60 | 52 | 56 | 52 | 60 |
| Δανία | 714 | 833 | 545 | 677 | 531 | 569 | 580 | 703 | 577 | 665 | 59 | 703 |
| Ελλάδα | 872 | 841 | 685 | 685 | 834 | 753 | 1.089 | 1.349 | 1.160 | 1.256 | 1.165 | 1.349 |
| Ελβετία | 10.345 | 242 | 8.181 | 8.667 | 8.507 | 7.464 | 19.664 | 21.556 | 21.277 | 20.151 | 30.670 | 21.556 |
| Αυστρία | 2.223 | 1.805 | 1.168 | 9,64 | ... | 3.331 | 3.089 | 3.499 | 3.275 | 3.257 | 3.686 | 3.499 |
| Ισπανία | 4,221 | 4,221 | 4,139 | 5,617 | 4,221 | 4,619 | 4,653 | 5,768 | 4,895 | 5,369 | 0,062 | 5,768 |
| Πορτογαλία | 5.189 | 4.993 | 3.265 | 3.389 | 3.456 | 5.353 | 5.394 | 6.522 | 5.718 | 6.224 | 9.005 | 6.522 |
| Γιουγκοσλαβία | ... | ... | ... | ... | ... | ... | ... | ... | ... | ... | ... | ... |
| Ισλανδία | 2,6 | 2,7 | 2,6 | 2,8 | 17,0 | 16,4 | 6,4 | 5,9008 | 6,2 | 5,4 | 6,2 | 5,9 |
| Τουρκία | 1.383 | 1.372 | 1.384 | 1.125 | 1.384 | 1.009 | 1.008 | ... | 1.008 | 1.008 | 1.008 | ... |
| Σουηδία | 250 | 237 | 223 | 233 | 286 | 272 | 262 | 284 | 269 | 276 | 269 | 284 |
| Νορβηγία | 45 | 45 | 39 | 38 | 275 | 257 | 260 | ... | 277 | 301 | 260 | ... |
| Φιλανδία | 340 | 375 | 321 | 428 | 336 | 433 | 436 | 541 | 462 | 503 | 436 | 541 |
| ΗΠΑ | 11,05 | 11,05 | 11,05 | 11,05 | 11,05 | 11,04 | 11,05 | 11,04 | 11,05 | 11,04 | ... | 11,04 |
| Καναδάς | 178 | 155 | 146 | 122 | 149 | 323 | 291 | 205 | 335 | 218 | 30.999 | 205 |
| Ιαπωνία | 1.260 | 2.918 | 1.144 | 1.194 | 1.173 | 1.119 | 1.082 | 1.171 | 1.110 | 1.140 | 1.120 | 1.171 |
| Αυστραλία | 3.055 | 1.219 | 740 | 737 | 750 | 699 | 709 | 878 | 751 | 818 | 751 | 878 |
| Νέα Ζηλανδία | ... | ... | ... | ... | ... | ... | ... | ... | ... | ... | ... | ... |
| Χώρες ΟΠΕΚ | | | | | | | | | | | | |
| Σαουδική Αραβία | 239 | 231 | 217 | 224 | 223 | 215 | 202 | 219 | 207 | 213 | 207 | 219 |
| Ην. Αραβ. Εμιράτα | 183 | 182 | 183 | 181 | 90,7 | 90,7 | 90,7 | ... | 90,7 | ... | 90,7 | ... |
| Λιβύη | 152 | 152 | 152 | 105 | ... | 194 | 194 | 194 | 194 | 194 | 194 | 194 |
| Κουβέιτ | 106 | 106 | ... | ... | ... | 103,9 | 103,2 | 105,9 | 104,0 | 105,1 | 105 | 105,9 |
| Μπαχρέιν | 7 | ... | ... | ... | 6,6 | 7 | 7 | ... | 7 | ... | 7 | ... |
| Αλγερία | 290 | 281 | 264 | 275 | 270 | 255 | 246 | 266 | 252 | 259 | 252 | 266 |
| Νιγηρία | 1 | ... | ... | ... | ... | ... | ... | ... | ... | ... | ... | ... |
| Βενεζουέλα | 3.440 | ... | ... | 2.929 | ... | 2.794 | 3.056 | 3.403 | 3.050 | 3.380 | 3.050 | 3.403 |
| Ινδονησία | 1.079 | 1.030 | ... | 803 | 340 | 766 | 772 | 1.076 | 809 | 983 | 818 | 1.076 |

* Εθνικές αποτιμήσεις.

Πηγή : IMF, International Financial Statistics.

46. Επίσημα αποθέματα χρυσού και εξωτερικού συναλλάγματος (συνέχεια)

B. Εξωτερικό συνάλλαγμα

Official reserves of gold and foreign exchange (continued)

B. Foreign exchange

Millions of US dollars, at the end of year or month

| 1995 | 1996 | 1997 | 1998 | 1999 | 2000 | 2001 | 2002 | Νοέμβριος – November | | Δεκέμβριος – December | | Country |
|-----------------------|---------|---------|---------|--------|---------|---------|--------|----------------------|--------|-----------------------|--------|-------------------|
| | | | | | | | | 2001 | 2002 | 2001 | 2002 | |
| OECD countries | | | | | | | | | | | | |
| 77.794 | 75.803 | 69.853 | 64.133 | 51.755 | 49.667 | 30.728 | 42.495 | 32.573 | 43.233 | 31.399 | 42.495 | Germany |
| 23.142 | 23.120 | 27.097 | 38.753 | 32.977 | 32.114 | 26.888 | 21.965 | 28.503 | 22.960 | 27.475 | 21.965 | France |
| 32.943 | 44.064 | 53.431 | 25.447 | 18.723 | 22.423 | 20.905 | 24.588 | 21.484 | 23.210 | 21.980 | 24.588 | Italy |
| 31.060 | 24.119 | 21.881 | 17.536 | 6.512 | 7.004 | 5.930 | 6.017 | 5.786 | 6.155 | 5.956 | 6.017 | Netherlands |
| 14.680 | 15.380 | 14.519 | 15.763 | 8.481 | 7.988 | 2.294 | 8.909 | 2.432 | 8.669 | 2.344 | 8.909 | Belgium |
| 39.180 | 37.112 | 28.880 | 27.360 | ... | 39,28 | 31,94 | 32,79 | 32,84 | 35,71 | 32,34 | 32,79 | United Kingdom |
| 8.046 | 7.715 | 6.011 | 8.622 | 4.681 | 4.983 | 5.196 | 4.879 | 5.216 | 4.714 | 5.202 | 4.879 | Ireland |
| 10.262 | 13.366 | 18.157 | 13.753 | 22.219 | 14.469 | 16.117 | 25.901 | 16.378 | 24.949 | 16.545 | 25.901 | Denmark |
| 14.611 | 17.337 | 12.441 | 17.188 | 18.735 | 13.116 | 4.786 | 7.629 | 5.291 | 7.266 | 5.254 | 7.629 | Greece |
| 34.685 | 36.775 | 36.899 | 38.346 | 33.767 | 30.854 | 30.134 | 38.164 | 30.631 | 36.726 | 30.670 | 38.164 | Switzerland |
| 17.867 | 21.861 | 18.605 | 20.918 | ... | 13.492 | 11.444 | 8.540 | 11.711 | 9.186 | 11.686 | 8.540 | Austria |
| 32.491 | 55.879 | 66.023 | 29.918 | 13.980 | 29.516 | 27.905 | 32.590 | 29.820 | 31.530 | 29.602 | 32.590 | Spain |
| 15.315 | 15.539 | 15.130 | 15.067 | ... | 8.539 | 9.228 | 10.656 | 9.056 | 10.362 | 9.005 | 10.656 | Portugal |
| ... | ... | ... | ... | ... | ... | ... | ... | ... | ... | ... | ... | Yugoslavia |
| 293 | 438,6 | 364,9 | 427 | ... | 364,6 | 315 | 415 | 332,9 | 381 | 347,7 | 415 | Iceland |
| 12.391 | 16.388 | 18.614 | 19.442 | ... | 19.777 | 18.733 | 26.884 | 18.839 | 26.010 | 18.488 | 26.884 | Turkey |
| 21.161 | 18.172 | 9.656 | 12.420 | 13.641 | 13.757 | ... | 15.520 | 11.082 | 14.751 | 11.082 | 15.520 | Sweden |
| 21.109 | 25.236 | 22.073 | 16.927 | 17.690 | 19.274 | 14.403 | 19.374 | 19.106 | 17.784 | 17.133 | 19.374 | Norway |
| 9.294 | 6.205 | 7.532 | 8.508 | 6.296 | 6.739 | 7.192 | 8.437 | 7.466 | 8.162 | 7.392 | 8.437 | Finland |
| 49.100 | 38.290 | 30.810 | 36.000 | 31.570 | ... | 28.980 | 33,82 | 30,60 | 32,31 | 30,05 | 33,82 | USA |
| 12.629 | 18.028 | 15.122 | 19.911 | 21.614 | 28.841 | 30.484 | 32.685 | 30.204 | 32.321 | 30.999 | 32.685 | Canada |
| 172.443 | 207.335 | 207.866 | 203.215 | 1.162 | 347,212 | 387,727 | 451,5 | 380,67 | 443,06 | 390 | 451,5 | Japan |
| 11.340 | 14.016 | 16.099 | 14.133 | 13.534 | 16.655 | 16.434 | 18.618 | 17.132 | 18.014 | 17.207 | 18.618 | Australia |
| 4.245 | 5.771 | 4.273 | 3.846 | 3.381 | 2.783 | 2.605 | 3.258 | 2.611 | 2.703 | 2.642 | 3.258 | New Zealand |
| OPEC countries | | | | | | | | | | | | |
| 7.101 | 5.995 | 5.944 | 5.752 | 6.327 | 18.036 | 14.796 | 16.715 | 14.199 | 17.630 | 14.166 | 16.715 | Saudi Arabia |
| 7.112 | 7.678 | 8.027 | 8.664 | 9.605 | 13.304 | 13.918 | ... | 14.257 | 14.935 | 14.647 | ... | Un. Arab Emirates |
| ... | ... | ... | ... | ... | 11.408 | 13.749 | 13.621 | 12.927 | 13.475 | 13.042 | 13.621 | Libya |
| 3.263 | 3.221 | 3.126 | 3.486 | 3.488 | 6.504 | 9.191 | 8.357 | 8.332 | 8.602 | 8.579 | 8.357 | Kuwait |
| 1.198 | 2.659,6 | ... | 994 | 1.256 | 1.478 | 1.598 | 1.631 | 1.563 | 1.623 | 1.560 | 1.631 | Bahrain |
| 2.004 | 4.230 | 8.046 | 5.580 | 4.248 | 11.910 | 17.963 | 23.108 | 17.881 | 21.738 | 18.301 | 23.108 | Algeria |
| 1.443 | ... | ... | ... | ... | ... | ... | ... | ... | ... | ... | ... | Nigeria |
| 5.688 | ... | ... | 11.612 | 11.339 | 12.633 | ... | 8.143 | 8.517 | 8.671 | 8.898 | 8.143 | Venezuela |
| 13.306 | 17.820 | ... | 22.401 | 26.062 | 22.326 | 27.048 | 30.284 | 27.961 | 28.805 | 27.524 | 30.284 | Indonesia |

* National valuation.

Source: IMF, International Financial Statistics.

IV. ΠΑΡΑΓΩΓΗ – PRODUCTION

47. Ακαθάριστη προστιθέμενη αξία σε βασικές τιμές και ακαθάριστο εγχώριο προϊόν σε αγοραίες τιμές
Gross value added at basic prices and gross domestic product at market prices

(Σε τρέχουσες τιμές – At current prices)

Εκατ. ευρώ

| Τομείς και κλάδοι | 1996 | 1997 | 1998 | 1999 | 2000 | 2001 |
|--|---------------|---------------|----------------|----------------|----------------|----------------|
| 1. Πρωτογενής τομέας (Γεωργία) | 7.313 | 7.557 | 7.919 | 8.118 | 8.044 | 8.356 |
| 2. Δευτερογενείς τομέας (Βιομηχανία) | 18.013 | 18.587 | 20.892 | 21.806 | 23.173 | 25.627 |
| 2α. Ορυχεία-Λατομεία | 533 | 552 | 596 | 613 | 685 | 710 |
| 2β. Μεταποίηση | 10.537 | 10.378 | 11.424 | 11.635 | 12.418 | 13.353 |
| 2γ. Ηλεκτρισμός-Φωταέριο-Υδρευση | 1.725 | 1.782 | 2.000 | 2.134 | 2.121 | 2.308 |
| 2δ. Κατασκευές | 5.218 | 5.875 | 6.872 | 7.424 | 7.949 | 9.256 |
| 3. Τριτογενής τομέας (Υπηρεσίες) | 55.346 | 62.556 | 67.940 | 72.466 | 78.991 | 85.604 |
| 3α. Εμπόριο | 11.661 | 12.811 | 13.154 | 13.849 | 15.637 | 17.126 |
| 3β. Ξενοδοχεία-Εστιατόρια | 5.632 | 6.904 | 7.437 | 7.825 | 7.949 | 8.715 |
| 3γ. Μεταφορές – Επικοινωνίες | 4.984 | 5.689 | 6.487 | 7.284 | 8.723 | 9.724 |
| 3δ. Οργανισμοί χρηματοπιστωτικής διαμεσολάβησης | 3.691 | 4.022 | 4.814 | 5.283 | 5.550 | 5.933 |
| 3ε. Διαχείριση ακίνητης περιουσίας και λοιπές δραστηριότητες | 13.991 | 15.475 | 16.715 | 17.484 | 19.201 | 20.365 |
| 3στ. Δημόσια Διοίκηση-Ασφάλεια | 5.428 | 6.168 | 6.660 | 7.162 | 7.710 | 8.198 |
| 3ζ. Εκπαίδευση | 3.493 | 4.280 | 4.602 | 4.967 | 5.414 | 5.662 |
| 3η. Υγεία | 4.114 | 4.680 | 5.251 | 5.521 | 5.712 | 6.189 |
| 3θ. Άλλες υπηρεσίες υπέρ του κοινωνικού συνόλου | 2.139 | 2.261 | 2.511 | 2.727 | 2.701 | 3.295 |
| 3ι. Ιδιωτικά νοικοκυριά που απασχολούν οικιακό προσωπικό | 213 | 266 | 309 | 364 | 394 | 397 |
| 4. Ακαθάριστη προστιθέμενη αξία | 80.672 | 88.700 | 96.750 | 102.390 | 110.207 | 119.587 |
| 5. Τεκμαρτές τραπεζικές υπηρεσίες | -2.443 | -2.624 | -3.250 | -3.419 | -3.924 | -4.543 |
| 6. Ακαθάριστη προστιθέμενη αξία σε βασικές τιμές | 78.229 | 86.076 | 93.500 | 98.971 | 106.283 | 115.044 |
| 7. Φόροι μείον επιδοτήσεις στα προϊόντα | 9.622 | 11.159 | 12.273 | 13.860 | 15.369 | 15.882 |
| 8. Ακαθάριστο εγχώριο προϊόν σε αγοραίες τιμές | 87.851 | 97.235 | 105.773 | 112.831 | 121.652 | 130.926 |

Πηγή: 1996-99 : ΕΣΥΕ/Εθνικοί Λογαριασμοί. Οριστικά στοιχεία.
 2000-01 : ΕΣΥΕ/Εθνικοί Λογαριασμοί (Σεπτέμβριος 2002). Προσωρινές εκτιμήσεις.

47α. Ακαθάριστη προστιθέμενη αξία σε βασικές τιμές και ακαθάριστο εγχώριο προϊόν σε αγοραίες τιμές
Gross value added at basic prices and gross domestic product at market prices

(Σε σταθερές τιμές 1995 – At constant prices 1995)

Million euro

| 1996 | 1997 | 1998 | 1999 | 2000 | 2001 | Sectors and branches |
|--------|--------|--------|--------|--------|--------|--|
| 7.036 | 7.065 | 7.227 | 7.719 | 7.304 | 7.084 | 1. Agriculture |
| 16.917 | 16.702 | 17.910 | 18.422 | 19.243 | 20.303 | 2. Industry |
| 462 | 446 | 504 | 501 | 543 | 544 | 2a. Mining and quarrying |
| 9.949 | 9.582 | 10.091 | 10.076 | 10.436 | 10.832 | 2b. Manufacturing |
| 1.709 | 1.757 | 1.876 | 2.122 | 2.240 | 2.303 | 2c. Electricity-Gas-Water |
| 4.797 | 4.917 | 5.439 | 5.723 | 6.024 | 6.624 | 2d. Construction |
| 51.234 | 53.836 | 55.526 | 57.210 | 60.399 | 63.385 | 3. Services |
| 10.606 | 11.137 | 11.535 | 11.912 | 12.933 | 13.955 | 3a. Trade |
| 5.015 | 5.742 | 5.955 | 5.980 | 5.830 | 6.260 | 3b. Hotels-Restaurants |
| 4.700 | 5.095 | 5.304 | 5.935 | 7.282 | 7.936 | 3c. Transportation-Communication |
| 3.367 | 3.513 | 3.917 | 4.183 | 4.249 | 4.389 | 3d. Financial intermediation |
| 12.795 | 13.185 | 13.519 | 13.783 | 14.678 | 15.209 | 3e. Real estate, renting etc |
| 5.679 | 5.629 | 5.597 | 5.657 | 5.507 | 5.493 | 3f. Public administration/defense |
| 3.234 | 3.355 | 3.330 | 3.388 | 3.477 | 3.442 | 3g. Education |
| 3.709 | 3.997 | 4.045 | 3.926 | 3.948 | 4.082 | 3h. Health |
| 1.942 | 1.985 | 2.103 | 2.199 | 2.242 | 2.369 | 3i. Other service activities |
| 187 | 198 | 221 | 247 | 253 | 250 | 3j. Households with empl. persons |
| 75.187 | 77.674 | 80.738 | 83.387 | 87.002 | 90.820 | 4. Gross value added |
| -2.246 | -2.320 | -2.703 | -2.774 | -3.081 | -3.476 | 5. Financial intermediation services indirectly measured |
| 72.941 | 75.354 | 78.041 | 80.619 | 83.926 | 87.346 | 6. Gross value added at basic prices |
| 8.871 | 9.434 | 9.599 | 10.143 | 10.680 | 11.127 | 7. Taxes less subsidies on products |
| 81.812 | 84.788 | 87.640 | 90.762 | 94.606 | 98.473 | 8. Gross domestic product at market prices |

Source: 1996-99: NSSG/National Accounts. Final data
 2000-01: NSSG/National Accounts (September 2002).Provisional estimates.

48. Ακαθάριστη δαπάνη της οικονομίας και ακαθάριστο εγχώριο προϊόν

Gross expenditure and gross domestic product

(Σε τρέχουσες τιμές – At current prices)

Εκατ. ευρώ

| | 1997 | 1998 | 1999 | 2000 | 2001 | 2002 |
|--|----------------|----------------|----------------|----------------|----------------|----------------|
| 1. Κατανάλωση | 84.858 | 92.023 | 97.141 | 103.567 | 109.603 | 117.345 |
| 1.1 Ιδιωτική κατανάλωση | 70.145 | 75.862 | 79.7772 | 84.493 | 89.601 | 95.041 |
| 1.2 Δημόσια κατανάλωση | 14.713 | 16.161 | 17.369 | 19.074 | 20.002 | 22.304 |
| 2. Ακαθάριστες επενδύσεις πάγιου κεφαλαίου | 19.248 | 22.348 | 24.485 | 27.526 | 29.828 | 32.531 |
| 2.1α Κατά είδος: Κατασκευές | 11.703 | 13.404 | 14.784 | 15.834 | 17.483 | 19.441 |
| 2.1β Εξοπλισμός | 6.454 | 7.806 | 8.229 | 10.063 | 10.806 | 11.264 |
| 2.1γ Λοιπές | 1.091 | 1.138 | 1.472 | 1.629 | 1.539 | 1.826 |
| 3. Αποθέματα & στατιστικές διαφορές (ως % του ΑΕΠ) | 274 | 234 | -372 | -105 | 163 | 178 |
| 4. Εγχώρια τελική ζήτηση | 104.379 | 114.605 | 121.253 | 130.988 | 139.594 | 150.054 |
| 5. Εξαγωγές αγαθών & υπηρεσιών | 19.145 | 20.985 | 23.101 | 29.258 | 29.665 | 28.961 |
| 5.1 Εξαγωγές αγαθών (fob) | 9.321 | 9.800 | 9.438 | 11.419 | 11.053 | 10.498 |
| 5.2 Εξαγωγές υπηρεσιών | 9.824 | 11.185 | 13.663 | 17.839 | 18.612 | 18.463 |
| 6. Τελική ζήτηση | 123.524 | 135.590 | 144.355 | 160.246 | 169.259 | 179.015 |
| 7. Εισαγωγές αγαθών & υπηρεσιών | 26.289 | 29.817 | 31.474 | 38.68 | 38.332 | 37.883 |
| 7.1 Εισαγωγές αγαθών (cif) | 22.438 | 25.423 | 24.733 | 30.539 | 30.020 | 30.979 |
| 7.2 Εισαγωγές υπηρεσιών | 3.851 | 4.393 | 6.741 | 8.079 | 8.312 | 6.904 |
| 8. Ισοζύγιο αγαθών & υπηρεσιών | -7.144 | -8.832 | -8.372 | -9.360 | -8.667 | -8.922 |
| 9. ΑΕΠ σε αγοραίες τιμές | 97.235 | 105.773 | 112.881 | 121.628 | 130.927 | 141.132 |

Πηγή: ΕΣΥΕ/Εθνικοί Λογαριασμοί (Απρίλιος 2003): οριστικά στοιχεία για τα έτη 1997-1998 και προσωρινές εκτιμήσεις για τα έτη 1999-2002.

48α. Ακαθάριστη δαπάνη της οικονομίας και ακαθάριστο εγχώριο προϊόν

Gross expenditure and gross domestic product

(Σε σταθερές τιμές 1995 – At constant 1995 prices)

Million euro

| 1997 | 1998 | 1999 | 2000 | 2001 | 2002 | |
|----------------|----------------|----------------|----------------|----------------|----------------|---|
| 74.139 | 76.510 | 78.566 | 80.562 | 82.372 | 84.899 | 1. Consumption |
| 61.408 | 63.562 | 65.416 | 67.143 | 69.071 | 70.773 | 1.1 Private consumption |
| 12.730 | 12.947 | 13.150 | 13.419 | 13.301 | 14.126 | 1.2 Government consumption |
| 17.217 | 19.036 | 20.219 | 21.843 | 23.131 | 24.688 | 2. Gross fixed capital formation |
| 10.277 | 11.218 | 11.908 | 12.248 | 13.128 | 14.202 | 2.1a By type: Construction |
| 6.058 | 7.059 | 7.304 | 8.590 | 8.912 | 9.215 | 2.1b Equipment |
| 882 | 759 | 1.007 | 1.004 | 1.091 | 1.271 | 2.1c Other |
| 285 | 278 | -276 | -44 | 42 | 75 | 3. Change in stock and stat. discrepancies (% of GDP) |
| 91.640 | 95.824 | 98.509 | 102.360 | 105.545 | 109.662 | 4. Domestic demand |
| 17.499 | 18.418 | 19.890 | 23.816 | 23.437 | 22.387 | 5. Exports of goods and services |
| 8.570 | 8.804 | 8.434 | 9.388 | 8.891 | 8.191 | 5.1 Exports of goods (fob) |
| 8.929 | 9.614 | 11.456 | 14.428 | 14.546 | 14.196 | 5.2 Exports of services |
| 109.139 | 114.242 | 118.399 | 126.177 | 128.982 | 132.049 | 6. Final demand |
| 24.351 | 26.602 | 27.600 | 31.590 | 30.517 | 29.692 | 7. Imports of goods and services |
| 20.757 | 22.703 | 21.621 | 24.828 | 23.673 | 24.020 | 7.1 Imports of goods (cif) |
| 3.594 | 3.899 | 5.979 | 6.762 | 6.844 | 5.672 | 7.2 Imports of services |
| -6.852 | -8.184 | -7.710 | -7.773 | -7.080 | -7.305 | 8. External balance of goods and services |
| 84.788 | 87.640 | 90.799 | 94.587 | 98.465 | 102.357 | 9. Gross domestic product at market prices |

Source: NSSG/National Accounts (April 2003): final data for 1997-1998 and provisional estimates for 1999-2002.

49. Χρηματοδότηση των ακαθάριστων επενδύσεων παγίου κεφαλαίου

The finance of gross capital formation

(Σε τρέχουσες τιμές – At current prices)

Εκατ. ευρώ

Million euro

| | 1997 | 1998 | 1999 | 2000 | 2001 | 2002 | |
|--|--------|--------|--------|--------|--------|--------|---------------------------------|
| 1. Ακαθάριστες επενδύσεις παγίου κεφαλαίου | 19.248 | 22.348 | 24.485 | 27.526 | 29.828 | 32.531 | 1. Gross capital formation |
| 2. Μεταβολή αποθεμάτων | 274 | 234 | -372 | -105 | 163 | 178 | 2. Change in stocks |
| 3. Επενδύσεις στην οικονομία | 19.521 | 22.582 | 24.112 | 27.421 | 29.991 | 32.709 | 3. Total investment |
| 4. Αποταμίευση ιδιωτών | 18.885 | 18.784 | 18.527 | 19.405 | 20.744 | 22.208 | 4. Private saving |
| 5. Αποταμίευση δημοσίου | -1.437 | 64 | 1.901 | 3.189 | 3.546 | 3.851 | 5. Saving of general government |
| 6. Ισοζύγιο πληρωμών | 2.074 | 3.734 | 3.684 | 4.827 | 5.701 | 6.650 | 6. Current balance |
| 7. Συνολική χρηματοδότηση επενδύσεων | 19.521 | 22.582 | 24.112 | 27.421 | 29.991 | 32.709 | 7. Total finance |

Η χρηματοδότηση των επενδύσεων ως ποσοστό (%) του ΑΕΠ

The finance of gross capital formation as percentage (%) of GDP

| | 1997 | 1998 | 1999 | 2000 | 2001 | 2002 | |
|--|------|------|------|------|------|------|---------------------------------|
| 1. Ακαθάριστες επενδύσεις παγίου κεφαλαίου | 19,8 | 21,1 | 21,7 | 22,6 | 22,8 | 23,1 | 1. Gross capital formation |
| 2. Μεταβολή αποθεμάτων | 0,3 | 0,2 | -0,3 | -0,1 | 0,1 | 0,1 | 2. Change in stocks |
| 3. Επενδύσεις στην οικονομία | 20,1 | 21,3 | 21,4 | 22,5 | 22,9 | 23,2 | 3. Total investment |
| 4. Αποταμίευση ιδιωτών | 19,4 | 17,8 | 16,4 | 16,0 | 15,8 | 15,7 | 4. Private saving |
| 5. Αποταμίευση δημοσίου | -1,5 | 0,1 | 1,7 | 2,6 | 2,7 | 2,7 | 5. Saving of general government |
| 6. Ισοζύγιο πληρωμών | 2,1 | 3,5 | 3,3 | 4,0 | 4,7 | 4,7 | 6. Current balance |
| 7. Συνολική χρηματοδότηση επενδύσεων | 20,1 | 21,3 | 21,4 | 22,5 | 22,9 | 23,2 | 7. Total finance |

Πηγή: ΕΣΥΕ/Εθνικοί Λογαριασμοί (Απρίλιος 2003): οριστικά στοιχεία για τα έτη 1997-1998 και προσωρινές εκτιμήσεις για τα έτη 1999-2002.

49α. Ακαθάριστες επενδύσεις στη χώρα**Gross domestic asset formation**

(Σε σταθερές τιμές 1995 – At constant 1995 prices)

Εκατ. ευρώ

Million euro

| | 1997 | 1998 | 1999 | 2000 | 2001 | 2002 | |
|---|---------------|---------------|---------------|---------------|---------------|---------------|---|
| Κατά φορέα | | | | | | | By sector |
| 1. Γενική κυβέρνηση | 2.935 | 3.180 | 3.229 | 3.879 | 3.921 | 3.989 | 1. General government |
| 2. Λοιποί φορείς | 14.282 | 15.856 | 16.990 | 17.964 | 19.210 | 20.699 | 2. Other domestic sectors |
| Κατά είδος | | | | | | | By type of asset |
| 3. Κατοικίες | 4.244 | 4.617 | 4.796 | 4.590 | 4.794 | 5.223 | 3. Housing |
| 4. Λοιπές Κατασκευές | 6.032 | 6.601 | 7.112 | 7.658 | 8.334 | 8.979 | 4. Other construction |
| 5. Εξοπλισμός | 6.058 | 7.059 | 7.304 | 8.590 | 8.912 | 9.215 | 5. Equipment |
| 6. Λοιπές | 882 | 759 | 1.007 | 1.004 | 1.091 | 1.271 | 6. Other |
| 7. Ακαθάριστες επενδύσεις παγίου κεφαλαίου | 17.217 | 19.036 | 20.219 | 21.843 | 23.131 | 24.688 | 7. Gross fixed capital formation |

Source: NSSG/National Accounts (April 2003): final data for 1997-1998 and provisional estimates for 1999-2002.

50. Δείκτες βιομηχανικής παραγωγής (Μεταποίηση)

Index numbers of industrial production (Manufacturing)

1995 = 100

| Έτος ή μήνας | Σύνολο Μετα- ποίησης Total Manu- facturing | Κλάδοι Μεταποίησης | | | | | | | | | | |
|--------------------|---|--|-----------------------|--|-------------------------------------|---|---|--|--|---|---------------------------------------|--|
| | | Τροφίμων- ποτών Food- beverages | Καπνού Tabacco | Κλωστοϋφα- ντουργικών υλών Textiles | Ειδών ενδυμασίας Clothing | Δέρματος- ειδών υποδήσεως Leather and footwear | Ξύλου και φελλού Wood and cork | Χαρτιού και προϊόντων από χαρτί Paper and paper products | Εκτυπώσεων, εκδόσεων Printing, publishing | Παραγώγων πετρελαίου και άνθρακα Petroleum and coal products | Χημικών προϊόντων Chemicals | Προϊόντων από ελαστική και πλαστική ύλη Rubber articles and plastics |
| Στάθμιση %. | 100,0 | 22,5 | 1,9 | 8,1 | 6,4 | 1,5 | 1,4 | 3,6 | 3,4 | 4,6 | 8,5 | 4,3 |
| 1996 | 99,6 | 98,7 | 98,4 | 98,9 | 91,7 | 95,9 | 98,9 | 92,2 | 109,2 | 116,7 | 105,0 | 103,5 |
| 1997 | 101,9 | 104,1 | 95,1 | 104,7 | 87,6 | 87,8 | 83,1 | 76,2 | 116,4 | 120,5 | 109,6 | 101,9 |
| 1998 | 110,2 | 114,1 | 79,4 | 104,2 | 89,1 | 70,2 | 68,2 | 119,7 | 126,6 | 137,1 | 118,1 | 125,6 |
| 1999 | 109,2 | 114,4 | 85,1 | 87,7 | 88,5 | 67,3 | 67,7 | 123,5 | 104,4 | 115,1 | 122,0 | 131,7 |
| 2000 | 114,8 | 116,6 | 84,0 | 100,0 | 83,4 | 68,8 | 94,3 | 102,8 | 105,2 | 135,2 | 128,2 | 133,2 |
| 2001 | 117,0 | 119,9 | 85,3 | 93,4 | 81,5 | 65,4 | 92,4 | 98,5 | 111,2 | 132,7 | 140,6 | 137,4 |
| 2002 | 118,1 | 121,7 | 86,9 | 86,4 | 79,5 | 62,6 | 84,2 | 95,1 | 145,7 | 135,8 | 155,9 | 134,2 |
| 2000 Ιουλ. | 121,2 | 130,3 | 79,7 | 100,9 | 74,2 | 53,2 | 124,6 | 107,5 | 97,5 | 133,7 | 136,6 | 150,7 |
| Αύγ. | 102,1 | 167,9 | 73,3 | 46,6 | 46,3 | 37,4 | 75,4 | 81,4 | 88,5 | 127,1 | 84,2 | 112,6 |
| Σεπτ. | 122,1 | 147,4 | 72,4 | 100,5 | 84,4 | 75,8 | 105,0 | 98,7 | 107,3 | 137,8 | 129,5 | 146,3 |
| Οκτ. | 120,3 | 118,8 | 90,2 | 107,5 | 96,4 | 84,0 | 109,1 | 96,8 | 104,1 | 121,0 | 135,1 | 142,1 |
| Νοέμ. | 116,5 | 107,9 | 86,0 | 105,1 | 83,1 | 80,6 | 104,5 | 107,6 | 106,2 | 130,0 | 125,5 | 130,4 |
| Δέκ. | 111,5 | 93,3 | 77,4 | 98,7 | 89,3 | 66,2 | 90,3 | 89,6 | 117,8 | 129,3 | 115,5 | 121,7 |
| 2001 Ιαν. | 104,4 | 90,7 | 88,9 | 100,6 | 81,4 | 63,2 | 88,0 | 101,7 | 90,2 | 130,8 | 123,8 | 130,6 |
| Φεβρ. | 116,7 | 95,3 | 87,7 | 111,1 | 93,1 | 81,4 | 94,0 | 104,1 | 104,7 | 138,4 | 140,1 | 138,1 |
| Μάρτ. | 118,0 | 105,4 | 83,8 | 103,8 | 103,2 | 92,9 | 96,3 | 112,0 | 118,2 | 117,5 | 139,9 | 141,1 |
| Απρ. | 114,8 | 112,3 | 70,1 | 92,5 | 86,4 | 71,9 | 75,5 | 92,9 | 128,5 | 132,2 | 137,9 | 142,4 |
| Μάιος | 121,8 | 124,4 | 93,3 | 100,3 | 82,9 | 60,9 | 101,6 | 101,5 | 108,8 | 132,0 | 141,6 | 152,8 |
| Ιούν. | 125,5 | 128,1 | 91,5 | 103,5 | 90,0 | 59,8 | 114,1 | 105,8 | 118,7 | 140,2 | 145,9 | 150,2 |
| Ιούλ. | 126,1 | 135,0 | 82,9 | 99,3 | 77,8 | 56,4 | 103,3 | 105,2 | 118,0 | 137,2 | 160,9 | 152,0 |
| Αύγ. | 102,1 | 169,9 | 82,4 | 41,7 | 48,5 | 42,5 | 80,1 | 78,7 | 97,2 | 132,2 | 84,2 | 108,4 |
| Σεπτ. | 125,3 | 147,0 | 81,4 | 90,3 | 81,6 | 70,1 | 94,1 | 102,7 | 113,1 | 124,5 | 157,9 | 150,3 |
| Οκτ. | 121,8 | 122,0 | 91,1 | 95,6 | 79,7 | 67,6 | 82,2 | 95,2 | 116,3 | 134,5 | 156,8 | 154,3 |
| Νοέμ. | 119,6 | 116,2 | 95,1 | 96,5 | 78,7 | 65,1 | 94,4 | 96,8 | 111,7 | 133,7 | 156,9 | 126,5 |
| Δέκ. | 105,5 | 82,8 | 75,0 | 85,1 | 75,3 | 52,9 | 84,7 | 85,0 | 109,2 | 138,6 | 141,7 | 101,6 |
| 2002 Ιαν.* | 98,2 | 98,6 | 81,0 | 84,9 | 84,4 | 47,3 | 79,6 | 95,7 | 116,0 | 123,1 | 134,4 | 112,9 |
| Φεβρ. | 115,7 | 101,6 | 87,0 | 101,0 | 90,6 | 71,8 | 90,3 | 100,1 | 127,2 | 141,8 | 156,4 | 134,1 |
| Μάρτ. | 122,6 | 107,7 | 89,6 | 99,3 | 99,0 | 82,5 | 85,2 | 103,4 | 152,1 | 140,2 | 155,3 | 145,6 |
| Απρ. | 125,4 | 116,7 | 95,3 | 93,8 | 87,6 | 79,4 | 89,1 | 103,8 | 154,3 | 141,4 | 166,1 | 151,4 |
| Μάιος | 121,4 | 126,1 | 88,7 | 91,3 | 79,8 | 65,1 | 92,7 | 101,5 | 151,2 | 120,4 | 163,7 | 141,4 |
| Ιούν. | 125,7 | 129,9 | 83,2 | 92,7 | 80,8 | 62,8 | 101,8 | 98,4 | 155,2 | 137,5 | 165,5 | 154,3 |
| Ιούλ. | 126,8 | 140,4 | 90,5 | 82,9 | 84,0 | 52,6 | 90,8 | 100,5 | 135,8 | 131,6 | 172,5 | 149,6 |
| Αύγ. | 99,1 | 155,3 | 71,8 | 42,1 | 50,8 | 27,7 | 56,4 | 74,4 | 115,7 | 141,2 | 95,3 | 103,0 |
| Σεπτ. | 125,7 | 138,0 | 98,0 | 86,8 | 69,5 | 70,2 | 81,6 | 94,9 | 165,3 | 120,0 | 170,6 | 144,1 |
| Οκτ. | 121,1 | 117,9 | 90,9 | 92,1 | 76,8 | 72,9 | 88,2 | 96,2 | 153,9 | 142,5 | 165,2 | 137,9 |
| Νοέμ. | 122,4 | 128,2 | 85,8 | 90,6 | 80,6 | 66,6 | 84,9 | 89,2 | 159,5 | 144,9 | 164,0 | 130,1 |
| Δέκ. | 113,5 | 99,9 | 80,5 | 79,5 | 69,7 | 51,9 | 70,5 | 83,3 | 161,7 | 144,5 | 161,3 | 105,9 |
| 2003 Ιαν.** | 102,8 | 97,4 | 77,2 | 89,6 | 78,4 | 50,7 | 75,7 | 96,6 | 118,0 | 140,9 | 150,2 | 135,3 |
| Φεβρ.** | 110,8 | 97,5 | 88,1 | 92,7 | 91,6 | 70,8 | 74,8 | 97,5 | 140,7 | 139,8 | 161,6 | 132,4 |
| Μάρτ.*** | 119,9 | 104,9 | 87,0 | 96,1 | 97,8 | 80,6 | 77,8 | 93,9 | 143,4 | 149,8 | 161,5 | 141,9 |

* Οριστικά στοιχεία για το 2002.

** Ιανουάριος και Φεβρουάριος 2003 αναθεωρημένα στοιχεία.

*** Προσωρινά στοιχεία.

Πηγή: Εθνική Στατιστική Υπηρεσία της Ελλάδος.

50. Δείκτες βιομηχανικής παραγωγής (Μεταποίηση) (συνέχεια)

Index numbers of industrial production (Manufacturing) (continued)

1995 = 100

| Branches of manufacturing | | | | | | | | | | | | Year or month | Weight |
|---|-------------------------------------|---|--|---|---|---|---|--|--|---|-------------------------|---------------------|--------|
| Μη μεταλλικών ορυκτών Non-metallic minerals | Βασικών μετάλλων Basic metals | Κατασκευή τελικών προϊόντων εκ μετάλλου Manufacture final metallic products | Μηχανημά- των και ειδών εξοπλισμού Machines and equipment articles | Μηχανών γραφείου- ηλεκτρονικών υπολογιστών Office ac- counting and computing machinery | Ηλεκτρικών μηχανών, συσκευών κ.λ.π. Electrical machines, apparatus etc. | Συσκευών ραδιοφωνίας, τηλεόρασης & επικοινωνιών Radio, tv, communi- cations appliances | Ιατρικών οργάνων και οργάνων ακρίβειας Medical and accuracy instruments | Μεταφορικών μέσων Transport equipment | Λοιπού εξοπλισμού μεταφορών Other transport equipment | Επίπλων- λοιπών βιομηχανιών Furniture and other industries | Ανακύκλωση Recycling | | |
| 6,8 | 7,4 | 4,1 | 3,3 | 0,1 | 2,5 | 1,6 | 0,4 | 0,6 | 5,1 | 2,0 | 0,1 | | |
| 102,9 | 97,9 | 104,0 | 104,2 | 51,3 | 98,3 | 67,6 | 109,6 | 60,6 | 97,0 | 93,4 | 77,9 | | 1996 |
| 108,3 | 106,4 | 104,4 | 105,3 | 182,0 | 98,5 | 80,4 | 119,6 | 84,4 | 85,0 | 103,8 | 80,6 | | 1997 |
| 109,3 | 98,9 | 109,7 | 109,3 | 66,4 | 104,6 | 187,6 | 101,5 | 164,3 | 81,6 | 124,1 | 82,3 | | 1998 |
| 110,2 | 110,1 | 129,4 | 101,9 | 61,1 | 108,2 | 168,2 | 101,1 | 201,5 | 75,9 | 133,7 | 74,2 | | 1999 |
| 112,7 | 125,8 | 130,5 | 117,2 | 111,3 | 121,9 | 222,8 | 105,4 | 204,1 | 72,2 | 146,4 | 78,8 | | 2000 |
| 115,8 | 127,6 | 132,6 | 121,3 | 85,9 | 124,5 | 243,6 | 102,9 | 231,5 | 72,8 | 140,3 | 77,8 | | 2001 |
| 120,3 | 135,3 | 133,6 | 123,2 | 125,7 | 110,0 | 187,3 | 116,1 | 211,2 | 71,7 | 120,2 | 97,3 | | 2002 |
| 120,2 | 128,3 | 155,3 | 118,5 | 494,5 | 129,2 | 281,2 | 125,9 | 195,7 | 60,3 | 140,9 | 78,2 | July | 2000 |
| 100,8 | 92,5 | 105,6 | 77,8 | 112,7 | 67,2 | 215,8 | 46,8 | 168,1 | 42,4 | 85,2 | 66,5 | Aug. | |
| 116,3 | 124,6 | 132,4 | 114,3 | 97,4 | 114,6 | 184,1 | 127,5 | 245,5 | 70,2 | 147,4 | 79,0 | Sept. | |
| 118,1 | 134,7 | 141,9 | 110,2 | 78,9 | 128,0 | 269,9 | 82,5 | 253,5 | 80,4 | 156,0 | 82,3 | Oct. | |
| 121,0 | 133,2 | 144,5 | 119,9 | 45,3 | 139,1 | 259,6 | 94,5 | 185,2 | 77,6 | 168,9 | 80,4 | Nov. | |
| 111,8 | 119,0 | 146,0 | 134,7 | 130,7 | 161,7 | 234,9 | 120,8 | 272,2 | 74,2 | 217,4 | 83,2 | Dec. | |
| 98,6 | 128,9 | 96,0 | 104,3 | 369,6 | 114,1 | 294,4 | 49,5 | 98,6 | 77,5 | 89,0 | 70,5 | Jan. | 2001 |
| 107,8 | 134,2 | 119,1 | 127,1 | 165,0 | 132,3 | 465,0 | 110,3 | 152,4 | 75,2 | 116,5 | 87,7 | Feb. | |
| 117,5 | 133,9 | 129,3 | 144,5 | 200,9 | 137,0 | 240,3 | 131,5 | 148,7 | 80,0 | 135,6 | 72,1 | Mar. | |
| 113,3 | 114,4 | 130,9 | 119,7 | 65,2 | 128,5 | 283,4 | 106,7 | 174,8 | 72,1 | 155,9 | 83,1 | Apr. | |
| 126,8 | 136,8 | 151,1 | 133,6 | 16,2 | 131,9 | 170,2 | 105,4 | 259,7 | 79,0 | 150,0 | 80,5 | May | |
| 124,8 | 134,3 | 151,2 | 121,9 | 35,9 | 132,8 | 226,4 | 113,1 | 372,0 | 74,7 | 158,8 | 75,2 | June | |
| 125,6 | 129,1 | 153,3 | 130,4 | 12,9 | 119,4 | 275,5 | 123,0 | 249,9 | 67,3 | 154,9 | 79,0 | July | |
| 109,8 | 100,6 | 112,6 | 77,4 | 1,8 | 60,7 | 100,4 | 76,8 | 86,9 | 46,3 | 82,3 | 66,9 | Aug. | |
| 124,5 | 134,9 | 145,1 | 114,5 | 33,1 | 135,8 | 184,5 | 120,6 | 165,9 | 75,2 | 143,5 | 84,9 | Sept. | |
| 126,5 | 137,8 | 136,8 | 127,6 | 67,2 | 133,4 | 230,1 | 77,1 | 198,1 | 82,2 | 138,7 | 77,1 | Oct. | |
| 125,3 | 140,5 | 129,2 | 130,9 | 26,6 | 134,0 | 199,6 | 100,4 | 279,1 | 80,7 | 156,5 | 78,0 | Nov. | |
| 89,8 | 105,7 | 136,3 | 123,6 | 36,3 | 134,6 | 253,0 | 120,3 | 591,6 | 63,4 | 201,3 | 78,8 | Dec. | |
| 89,0 | 120,5 | 105,3 | 81,7 | 4,2 | 74,0 | 103,2 | 61,4 | 85,4 | 69,6 | 66,4 | 76,1 | Jan.* | 2002 |
| 120,2 | 140,9 | 129,6 | 129,0 | 0,6 | 106,9 | 197,5 | 94,1 | 150,3 | 77,3 | 112,1 | 114,9 | Feb. | |
| 123,4 | 138,2 | 156,8 | 131,2 | 131,1 | 132,5 | 198,3 | 92,3 | 407,4 | 77,5 | 123,0 | 88,6 | Mar. | |
| 128,9 | 143,4 | 151,5 | 135,9 | 47,5 | 126,4 | 194,8 | 100,0 | 371,9 | 74,0 | 147,6 | 88,8 | Apr. | |
| 125,5 | 141,5 | 136,9 | 131,8 | 401,9 | 108,9 | 111,1 | 112,2 | 290,2 | 75,9 | 124,5 | 105,0 | May | |
| 130,5 | 138,9 | 156,4 | 131,8 | 183,0 | 116,8 | 208,5 | 129,4 | 150,6 | 75,7 | 125,8 | 85,3 | June | |
| 132,0 | 141,9 | 145,4 | 140,8 | 59,8 | 119,7 | 227,4 | 125,4 | 127,6 | 67,5 | 128,1 | 84,4 | July | |
| 108,7 | 105,6 | 101,7 | 72,9 | 14,7 | 64,5 | 97,0 | 110,2 | 69,4 | 43,0 | 66,6 | 67,9 | Aug. | |
| 130,4 | 156,1 | 130,2 | 116,9 | 107,4 | 115,1 | 219,5 | 147,7 | 146,2 | 74,7 | 129,8 | 79,0 | Sept. | |
| 132,6 | 140,5 | 124,5 | 142,2 | 57,2 | 110,8 | 186,4 | 124,8 | 168,4 | 80,5 | 120,0 | 110,3 | Oct. | |
| 122,6 | 140,4 | 132,4 | 127,5 | 21,2 | 114,2 | 211,3 | 150,7 | 121,0 | 76,3 | 136,7 | 97,6 | Nov. | |
| 99,6 | 115,7 | 132,0 | 136,5 | 479,4 | 130,6 | 292,2 | 145,2 | 446,2 | 68,7 | 161,4 | 169,2 | Dec. | |
| 105,2 | 134,8 | 94,4 | 94,2 | 14,2 | 86,2 | 57,8 | 92,8 | 37,4 | 70,5 | 75,9 | 58,4 | Jan.** | 2003 |
| 104,5 | 144,5 | 116,4 | 126,9 | 2,4 | 122,2 | 68,6 | 123,0 | 85,5 | 74,2 | 96,5 | 92,1 | Feb.** | |
| 135,8 | 140,3 | 145,3 | 124,2 | 88,7 | 114,2 | 190,5 | 131,0 | 157,9 | 75,8 | 120,5 | 129,6 | Mar.*** | |

* Final data for 2002.

** Revised data for January and February 2003.

*** Provisional data.

Source: National Statistical Service of Greece.

51. Δείκτες βιομηχανικής παραγωγής (σύνολο βιομηχανίας, εκτός κατασκευών), χωρών ΟΟΣΑ
Index numbers of industrial production (total industry excluding construction), in OECD countries
1995 = 100 (αρχικά στοιχεία – original series)

| Έτος ή μήνας | Σύνολο ΟΟΣΑ OECD Total (α) | Επτά Μεγάλες Major Seven (α) (β) | ΟΟΣΑ Ευρώπης OECD Europe (α) | ΕΕ (15) EU (15) (α) | ΕΕ - ΕΥ | | | | | | | | | | |
|---------------------------------------|--|--|--|---------------------------|-------------------------|-------------------------|-------------------------|-------------------------|-------------------------|----------------------------|-----------------------------|-------------------------|-------------------------|-------------------------|-------------------------|
| | | | | | Γερμανία Germany | Γαλλία France | Ιταλία Italy | Ολλανδία Netherlands | Βέλγιο Belgium | Λουξεμβούργο Luxembourg | Ην. Βασίλειο Un. Kingdom | Ιρλανδία Ireland | Δανία Denmark (γ) | Ελλάς Greece | |
| Συντελεστές στάθμισης 1995 (α)% | 100,0 | 76,7 | 40,7 | 34,7 | 9,1 | 5,3 | 6,1 | 1,4 | 1,0 | 0,0 | 5,0 | 0,4 | 0,5 | 0,3 | |
| 1995 | 100,0 | 100,0 | 100,0 | 100,0 | 100,0 | 100,9 | 100,0 | 100,0 | 100,0 | 100,0 | 100,0 | 100,0 | 100,0 | 100,0 | |
| 1996 | 103,0 | 102,4 | 101,2 | 100,4 | 100,6 | 100,9 | 98,1 | 102,5 | 100,5 | 100,1 | 101,0 | 107,6 | 102,0 | 99,6 | |
| 1997 | 108,2 | 107,2 | 105,9 | 104,4 | 104,5 | 104,7 | 101,8 | 102,6 | 105,2 | 105,9 | 102,3 | 127,0 | 108,0 | 101,9 | |
| 1998 | 110,7 | 109,5 | 109,8 | 108,3 | 108,8 | 110,2 | 102,9 | 104,9 | 108,8 | 105,8 | 103,3 | 152,1 | 110,0 | 110,2 | |
| 1999 | 114,4 | 112,4 | 111,6 | 110,3 | 110,4 | 112,3 | 102,9 | 106,3 | 109,7 | 118,0 | 104,1 | 174,6 | 113,0 | 109,2 | |
| 2000 | 121,2 | 118,4 | 117,4 | 115,5 | 117,2 | 116,3 | 107,8 | 110,6 | 115,6 | 123,0 | 105,9 | 201,5 | 120,0 | 114,8 | |
| 2001 | 118,3 | 114,6 | 117,1 | 115,5 | 117,8 | 117,3 | 106,5 | 112,1 | 114,4 | 125,2 | 103,5 | 222,1 | 122,0 | 116,8 | |
| 2002 | 118,1 | 113,3 | 116,7 | 114,2 | 116,2 | 116,2 | 104,1 | 110,1 | 116,9 | ... | 100,0 | 239,5 | 122,0 | 118,1 | |
| 2000 | Ιουλ. Αύγ. Σεπτ. | 120,8 123,1 122,0 | 117,6 119,9 119,0 | 117,5 118,8 118,2 | 115,6 116,9 116,4 | 117,2 108,1 125,5 | 109,3 91,7 115,7 | 113,4 59,9 114,4 | 97,4 92,3 109,4 | 100,1 101,8 120,7 | 122,1 97,3 123,0 | 97,6 98,2 104,0 | 189,0 181,6 211,3 | 93,0 129,0 131,0 | 121,2 102,1 122,1 |
| | Οκτ. Νοέμ. Δεκ. | 122,1 122,2 122,2 | 119,1 119,0 119,2 | 118,1 119,1 119,3 | 116,0 117,0 117,9 | 125,7 126,6 116,4 | 127,0 125,8 121,5 | 113,0 117,4 110,4 | 113,4 120,9 122,0 | 120,5 127,0 120,0 | 122,8 128,2 120,1 | 110,8 114,1 102,5 | 228,9 238,8 225,1 | 129,0 133,0 119,0 | 120,3 116,5 111,5 |
| 2001 | Ιαν. Φεβρ. Μάρτ. | 121,0 121,2 120,4 | 117,8 117,8 116,9 | 119,0 119,3 118,5 | 116,9 117,7 117,0 | 112,2 115,5 127,0 | 120,3 116,4 126,1 | 103,3 116,2 116,0 | 111,0 116,6 116,9 | 114,3 120,4 124,4 | 121,4 131,9 133,8 | 106,6 103,9 116,9 | 209,6 245,4 242,5 | 117,0 113,0 134,0 | 104,4 116,7 118,0 |
| | Απρ. Μάιος Ιούν. | 119,4 119,0 118,0 | 116,1 115,7 114,2 | 117,4 117,0 117,8 | 116,0 115,6 116,5 | 117,4 116,1 121,5 | 115,9 115,4 120,7 | 110,8 111,2 114,4 | 117,1 107,7 111,4 | 115,1 114,7 125,7 | 127,2 128,2 133,1 | 100,7 103,7 102,5 | 244,9 203,7 242,0 | 112,0 123,0 126,0 | 114,8 121,8 125,5 |
| | Ιουλ. Αύγ. Σεπτ. | 117,0 117,6 116,3 | 113,5 113,8 112,0 | 116,3 117,4 116,7 | 114,9 115,8 115,1 | 116,0 108,2 123,6 | 113,2 95,7 114,8 | 111,1 59,10 113,7 | 94,1 92,5 109,3 | 97,4 103,3 118,8 | 122,7 96,3 132,0 | 98,9 97,3 100,5 | 182,0 197,2 223,8 | 101,0 132,0 127,0 | 126,1 102,1 125,3 |
| | Οκτ. Νοέμ. Δεκ. | 115,6 115,0 115,1 | 111,4 110,6 110,7 | 115,5 114,6 114,8 | 113,7 113,0 113,4 | 121,8 121,7 111,5 | 126,4 123,2 116,7 | 110,0 110,8 101,1 | 106,5 117,5 120,2 | 116,6 121,0 110,7 | 133,7 133,2 109,0 | 107,1 108,5 96,4 | 219,2 218,2 237,7 | 133,0 133,0 111,0 | 121,8 119,6 105,5 |
| 2002 | Ιαν. Φεβρ. Μάρτ. | 115,8 115,9 116,8 | 110,9 111,4 111,7 | 115,8 115,8 117,2 | 113,5 114,0 114,7 | 107,9 110,5 123,3 | 118,9 114,4 122,2 | 99,9 112,8 111,3 | 107,9 114,6 115,4 | 110,0 116,2 122,2 | 118,5 129,1 129,1 | 101,2 98,7 105,7 | 223,7 222,1 277,2 | 117,0 112,0 120,0 | 98,2 115,7 122,6 |
| | Απρ. Μάιος Ιούν. | 117,1 177,7 117,8 | 111,9 112,9 113,1 | 116,9 116,5 116,7 | 114,3 114,5 114,4 | 115,8 112,4 120,5 | 118,8 113,1 120,0 | 106,7 109,5 112,4 | 112,5 108,2 112,1 | 119,3 120,8 124,1 | 135,4 135,6 140,6 | 100,8 102,4 92,7 | 242,3 251,6 274,8 | 122,0 126,0 126,0 | 125,4 121,4 125,7 |
| | Ιουλ. Αύγ. Σεπτ. | 118,8 119,0 119,0 | 114,4 114,7 114,4 | 116,9 117,0 117,3 | 114,4 114,9 114,7 | 115,3 107,8 123,2 | 114,4 91,2 114,6 | 108,2 56,7 110,7 | 94,6 92,5 109,8 | 101,9 106,4 123,6 | 124,6 94,4 130,2 | 98,2 92,6 99,9 | 203,5 215,0 248,1 | 101,0 125,0 130,0 | 126,8 99,1 125,7 |
| | Οκτ. Νοέμ. Δεκ. | 118,6 118,8 118,0 | 113,9 114,2 113,1 | 116,7 117,3 115,7 | 114,2 115,1 113,1 | 121,7 125,2 110,6 | 127,1 122,0 118,3 | 108,0 113,8 99,3 | 112,8 120,9 117,5 | 123,4 125,4 109,9 | 131,6 135,3 ... | 106,6 104,4 97,4 | 249,7 249,9 221,2 | 138,0 130,0 112,0 | 121,1 122,4 113,5 |
| 2003 | Ιαν. Φεβρ. Μάρτ. | ... | ... | ... | ... | ... | ... | ... | ... | ... | ... | ... | ... | ... | 102,8 110,8 119,9 |

(α) Σταθμισμένοι δείκτες με βάση τους εποχικά διορθωμένους δείκτες των χωρών - μελών του Οργανισμού. Οι συντελεστές στάθμισης για τον υπολογισμό των σταθμισμένων δεικτών προκύπτουν από το ακαθάριστο εγχώριο προϊόν του συνόλου της βιομηχανίας και την ισοτιμία αγοραστικής δύναμης του ΑΕΠ για το έτος 1995.

(β) Οι Επτά Μεγάλες είναι: ΗΠΑ, Ιαπωνία, Γερμανία, Ιταλία, Γαλλία, Ην. Βασίλειο και Καναδάς.

(γ) Όγκος πωλήσεων των μεταποιητικών επιχειρήσεων. Δεν περιλαμβάνονται τα ναυπηγεία.

(δ) Ορυχεία και Μεταποίηση μόνο.

(ε) Ο δείκτης βιομηχανικής παραγωγής περιλαμβάνει και τις κατασκευές.

Πηγή: OECD, *Main Economic Indicators* (Πίνακες από Μέρος Πρώτο και Μέρος Δεύτερο).

51. Δείκτες βιομηχανικής παραγωγής (σύνολο βιομηχανίας, εκτός κατασκευών), χωρών ΟΟΣΑ (συνέχεια)

Index numbers of industrial production (total industry excluding construction), in OECD countries (continued)

1995 = 100 (αρχικά στοιχεία – original series)

| | | | | | Λοιπές ευρωπ. χώρες Other Eur. countries | | Άλλες χώρες – Other countries | | | | | | Year or month |
|------------------|------------------------|--------------------|--------------------------|---------------------|---|--------------------|-------------------------------|------------------------|------------|------------------|-------------------|-------------------------|-----------------------------|
| Ισπανία Spain | Πορτογαλία Portugal | Αυστρία Austria | Σουηδία Sweden (δ) | Φιλανδία Finland | Ελβετία Switzerland | Νορβηγία Norway | Τουρκία Turkey | Αυστραλία Australia | ΗΠΑ USA | Ιαπωνία Japan | Καναδάς Canada | Μεξικό Mexico (ε) | Weights in 1995 % (α) |
| 2,7 | 0,8 | 0,8 | 0,8 | 0,5 | 0,9 | 0,5 | 1,8 | 1,6 | 32,4 | 16,1 | 2,8 | 2,7 | |
| 100,0 | 100,0 | 100,0 | 100,0 | 100,0 | 100,0 | 100,0 | 100,0 | 100,0 | 100,0 | 100,0 | 100,0 | 100,0 | 1995 |
| 98,7 | 105,3 | 101,0 | 101,0 | 103,7 | 100,0 | 105,4 | 107,5 | 103,0 | 104,4 | 102,3 | 101,7 | 110,1 | 1996 |
| 105,6 | 108,0 | 107,4 | 107,6 | 113,3 | 105,0 | 109,0 | 119,0 | 105,6 | 111,7 | 106,0 | 105,8 | 120,3 | 1997 |
| 111,4 | 114,1 | 116,2 | 112,1 | 122,5 | 108,0 | 108,4 | 120,5 | 109,0 | 117,6 | 99,0 | 110,6 | 127,9 | 1998 |
| 114,2 | 117,6 | 123,2 | 114,4 | 130,0 | 112,0 | 108,1 | 116,9 | 110,7 | 123,3 | 99,8 | 116,3 | 133,3 | 1999 |
| 119,2 | 115,3 | 134,1 | 122,2 | 144,3 | 122,0 | 111,2 | 124,0 | 116,8 | 129,1 | 105,4 | 122,9 | 141,3 | 2000 |
| 117,5 | 118,8 | 135,2 | 120,9 | 143,1 | 122,0 | 111,0 | 113,2 | 116,5 | 124,6 | 97,8 | 118,7 | 136,4 | 2001 |
| 117,8 | 118,3 | 135,7 | 120,5 | 145,5 | ... | 110,6 | ... | ... | 123,8 | 96,4 | 120,7 | 136,4 | 2002 |
| 127,5 | 123,6 | 124,3 | 90,1 | 112,4 | | 100,0 | 120,4 | | 125,9 | 107,3 | 108,1 | 144,6 | July 2000 |
| 83,3 | 92,5 | 116,2 | 110,1 | 135,8 | 119,0 | 106,0 | 123,1 | 121,7 | 132,6 | 102,2 | 118,9 | 148,6 | Aug. |
| 122,2 | 123,1 | 141,0 | 132,4 | 151,5 | | 109,5 | 124,8 | | 134,1 | 110,3 | 123,5 | 143,8 | Sept. |
| 123,8 | 126,7 | 145,1 | 134,8 | 162,0 | | 116,7 | 136,0 | | 132,8 | 107,7 | 124,2 | 146,9 | Oct. |
| 128,4 | 124,6 | 152,3 | 140,3 | 159,1 | 130,0 | 117,5 | 136,4 | 118,7 | 130,0 | 107,5 | 126,2 | 142,8 | Nov. |
| 112,8 | 117,6 | 144,9 | 138,8 | 156,2 | | 111,6 | 116,8 | | 127,8 | 107,6 | 113,8 | 134,1 | Dec. |
| 117,4 | 115,1 | 124,5 | 117,3 | 146,9 | | 115,4 | 108,7 | | 124,2 | 97,0 | 118,9 | 136,0 | Jan. 2001 |
| 117,5 | 122,8 | 132,0 | 127,4 | 144,5 | 123,0 | 117,4 | 105,3 | 110,8 | 124,8 | 101,8 | 125,6 | 129,2 | Feb. |
| 124,7 | 123,1 | 140,4 | 135,1 | 149,3 | | 118,1 | 102,2 | | 125,9 | 114,4 | 125,3 | 142,4 | Mar. |
| 114,0 | 124,1 | 133,1 | 129,1 | 138,2 | | 108,3 | 103,6 | | 121,7 | 97,2 | 121,4 | 130,6 | Apr. |
| 126,2 | 123,9 | 136,8 | 128,6 | 147,3 | 123,0 | 101,5 | 111,1 | 115,6 | 122,3 | 94,3 | 122,4 | 139,9 | May |
| 125,9 | 127,0 | 136,9 | 137,0 | 136,2 | | 108,1 | 111,3 | | 125,2 | 98,7 | 124,0 | 141,9 | June |
| 124,4 | 125,0 | 127,9 | 87,7 | 114,3 | | 90,9 | 107,2 | | 118,9 | 99,0 | 109,1 | 138,9 | July |
| 85,9 | 92,6 | 114,8 | 109,3 | 139,7 | 117,0 | 106,2 | 109,8 | 119,2 | 124,8 | 91,1 | 118,7 | 140,8 | Aug. |
| 120,7 | 128,4 | 138,2 | 128,8 | 153,3 | | 114,4 | 113,4 | | 123,9 | 96,8 | 117,8 | 134,9 | Sept. |
| 125,2 | 126,2 | 142,1 | 126,4 | 162,1 | | 115,6 | 117,4 | | 122,2 | 95,7 | 118,2 | 139,5 | Oct. |
| 122,3 | 129,0 | 141,1 | 132,5 | 155,6 | 123,0 | 120,5 | 116,8 | 120,3 | 119,0 | 94,7 | 120,8 | 136,3 | Nov. |
| 105,8 | 113,9 | 143,2 | 140,8 | 130,8 | | 114,3 | 105,9 | | 116,9 | 92,5 | 107,4 | 128,1 | Dec. |
| 117,6 | 116,3 | 123,0 | 110,8 | 128,9 | | 115,1 | 106,1 | | 118,3 | 86,3 | 114,5 | 130,5 | Jan. 2002 |
| 116,8 | 112,7 | 129,9 | 123,6 | 124,7 | 112,0 | 122,0 | 100,8 | 115,1 | 121,7 | 90,9 | 124,3 | 126,6 | Feb. |
| 122,8 | 124,5 | 137,3 | 134,8 | 151,6 | | 104,6 | 122,8 | | 122,9 | 103,4 | 123,2 | 131,3 | Mar. |
| 116,2 | 121,8 | 138,8 | 127,9 | 150,6 | | 117,9 | 119,8 | | 122,5 | 91,6 | 122,9 | 141,5 | Apr. |
| 124,0 | 123,3 | 138,9 | 128,8 | 149,5 | 121,0 | 108,1 | 124,6 | 119,0 | 122,8 | 92,4 | 122,0 | 141,4 | May |
| 122,9 | 120,3 | 142,5 | 133,2 | 146,7 | | 112,1 | 120,3 | | 126,8 | 96,4 | 123,9 | 140,5 | June |
| 126,6 | 129,9 | 130,9 | 89,5 | 124,0 | | 95,0 | 121,2 | | 122,3 | 102,8 | 111,5 | 140,7 | July |
| 84,5 | 90,7 | 111,6 | 105,7 | 143,0 | 112,0 | 107,8 | 118,5 | 121,6 | 127,7 | 92,8 | 120,8 | 141,5 | Aug. |
| 121,9 | 119,5 | 140,7 | 127,5 | 155,0 | | 102,9 | 126,5 | | 127,5 | 102,0 | 123,0 | 134,5 | Sept. |
| 128,6 | 126,9 | 143,6 | 123,9 | 168,0 | | 118,3 | 132,5 | | 125,5 | 101,0 | 123,5 | 141,7 | Oct. |
| 125,1 | 120,8 | 147,2 | 129,6 | 163,8 | ... | 114,4 | 127,5 | ... | 122,8 | 99,1 | 125,8 | 135,7 | Nov. |
| 107,0 | 108,2 | 143,6 | 134,7 | 140,2 | | 109,3 | 122,9 | | 121,5 | 97,9 | 112,5 | 130,3 | Dec. |
| ... | 121,0 | ... | ... | 129,0 | | ... | ... | | 123,7 | 92,1 | ... | ... | Jan. 2003 |
| ... | ... | ... | ... | ... | | ... | ... | | ... | ... | ... | ... | Feb. |
| ... | ... | ... | ... | ... | | ... | ... | | ... | ... | ... | ... | Mar. |

(a) Weighted indices calculated on the basis of seasonally adjusted indices of OECD countries. Weights for calculating aggregate indices are derived from the gross domestic product originating in industry and the GDP purchasing power parity for 1995.

(b) These are : USA, Japan, Germany, Italy, France, Un. Kingdom and Canada.

(γ) Volume of sales in manufacturing, excluding shipbuilding.

(δ) Mining and manufacturing only.

(ε) Index of industrial production including construction.

Source: OECD, Main Economic Indicators (Tables from Part One and Part Two).

V. ΤΙΜΕΣ – PRICES

52. Δείκτης τιμών καταναλωτή, ΕΣΥΕ

Consumer price index, NSSG

1999 = 100

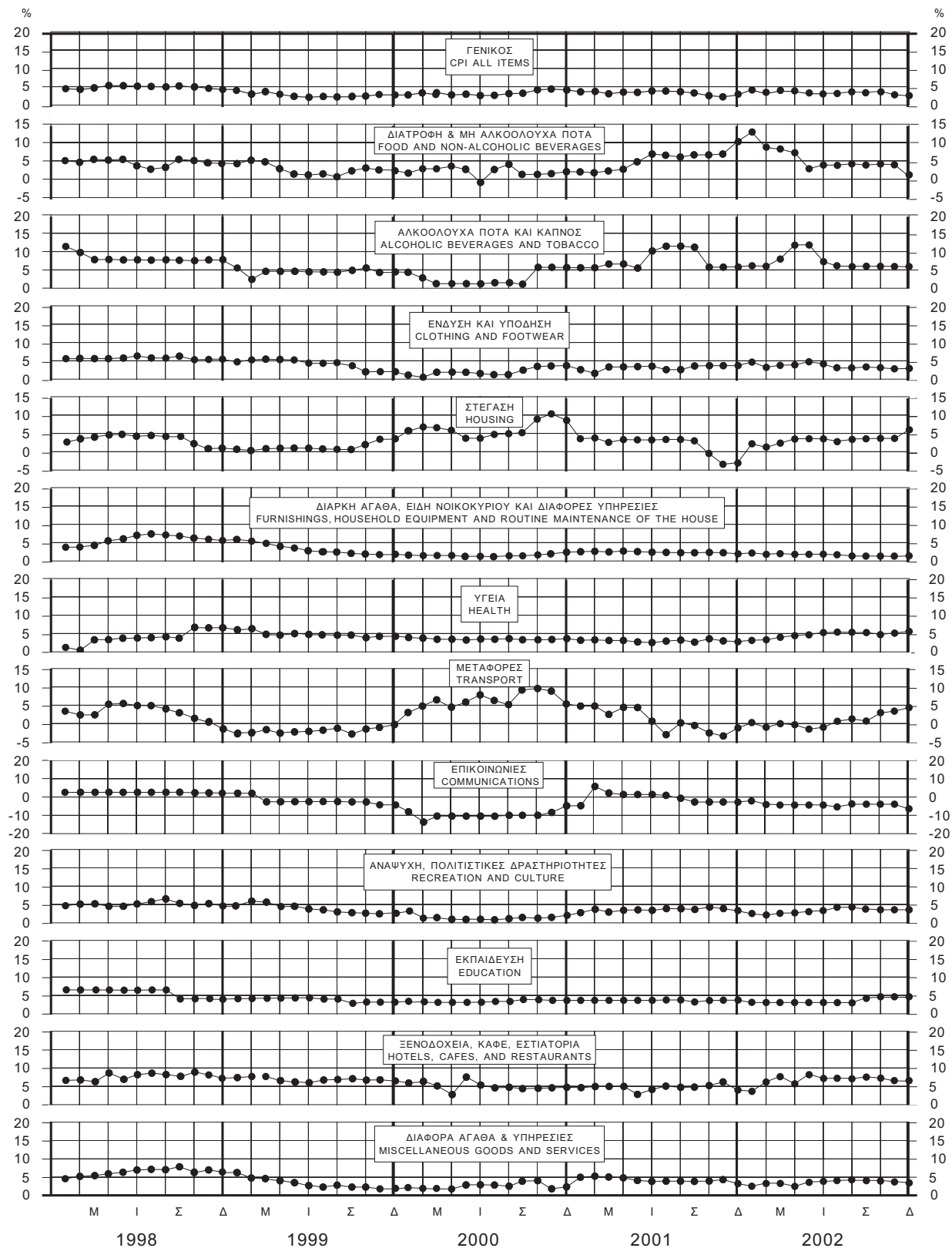
| Έτος και μήνας, Year and month | Γενικός ΔΚΤ CPI All items | Ειδικοί δείκτες – Sub-indices | | | | | | | | | | | |
|-----------------------------------|---------------------------------|---|---|---|--------------------|--|-----------------|------------------------|---------------------------------|--|-------------------------|---|--|
| | | Διατροφή και μη αλκοολούχα ποτά Food and non alcoholic beverages | Αλκοολούχα ποτά και καπνός Alcoholic beverages and tobacco | Ένδυση και υπόδηση Clothing and footwear | Στέγαση Housing | Διαρκή αγαθά ειδών νοικοκυριού και υπηρεσίες Furnisings, household equipment and routine maintenance of the house | Υγεία Health | Μεταφορές Transport | Επικοινωνίες Communi-cations | Αναψυχή, πολιτιστικές δραστηριότητες Recreation and culture | Εκπαίδευση Education | Ξενοδοχεία, καφέ και εστιατόρια Hotels, cafe and restaurants | Διάφορα αγαθά και Υπηρεσίες Miscel-laneous goods and services |
| Στάθμιση – Weights | 1000,0 | 184,9 | 38,9 | 99,1 | 117,1 | 86,4 | 69,1 | 129,8 | 37,5 | 49,0 | 27,4 | 96,6 | 64,2 |
| 1999 | 99,7 | 100,3 | 100,0 | 100,0 | 102,0 | 99,9 | 99,7 | 98,4 | 99,6 | 99,8 | 99,9 | 100,2 | 100,5 |
| 2000 | 102,9 | 102,2 | 102,8 | 102,1 | 108,3 | 101,4 | 103,0 | 104,7 | 89,1 | 101,1 | 103,1 | 104,9 | 102,7 |
| 2001 | 106,4 | 107,4 | 110,6 | 105,5 | 110,2 | 103,7 | 106,0 | 105,8 | 88,4 | 104,6 | 106,8 | 109,7 | 106,7 |
| 2002 | 110,2 | 113,1 | 118,6 | 109,3 | 113,8 | 105,4 | 111,0 | 106,7 | 84,3 | 108,1 | 111,0 | 117,1 | 110,6 |
| 2000 Ιούλ. – July | 101,3 | 99,7 | 101,5 | 95,5 | 107,2 | 99,0 | 103,1 | 106,3 | 88,4 | 100,1 | 101,9 | 104,5 | 102,3 |
| Αύγ. – Aug. | 101,4 | 100,3 | 101,5 | 95,5 | 107,4 | 99,2 | 103,2 | 105,6 | 88,9 | 100,3 | 101,9 | 104,9 | 102,4 |
| Σεπτ. – Sept. | 103,5 | 100,7 | 101,8 | 105,5 | 107,9 | 103,2 | 103,9 | 107,0 | 88,9 | 101,4 | 105,5 | 105,2 | 103,4 |
| Οκτ. – Oct. | 104,7 | 101,4 | 107,0 | 107,7 | 111,9 | 103,4 | 103,9 | 107,3 | 88,9 | 101,5 | 105,6 | 105,4 | 103,6 |
| Νοέμ. – Nov. | 105,2 | 101,9 | 107,0 | 108,0 | 114,6 | 103,7 | 104,3 | 106,9 | 88,9 | 101,9 | 105,6 | 105,0 | 103,5 |
| Δεκ. – Dec. | 105,5 | 102,9 | 107,0 | 108,1 | 113,0 | 103,9 | 104,5 | 104,8 | 88,9 | 102,8 | 105,6 | 109,2 | 105,5 |
| 2001 Ιαν. – Jan. | 103,8 | 103,8 | 107,0 | 97,1 | 108,5 | 100,8 | 104,8 | 104,1 | 88,9 | 103,5 | 105,6 | 109,6 | 105,9 |
| Φεβρ. – Feb. | 103,7 | 105,1 | 107,1 | 93,1 | 109,9 | 100,3 | 104,9 | 105,5 | 88,9 | 104,3 | 105,6 | 106,7 | 105,8 |
| Μάρτ. – Mar. | 105,8 | 106,2 | 107,1 | 108,2 | 109,6 | 104,1 | 105,0 | 105,4 | 89,2 | 104,1 | 105,6 | 106,9 | 106,1 |
| Απρ. – Apr. | 106,8 | 107,4 | 107,2 | 108,2 | 109,7 | 104,5 | 105,1 | 107,9 | 89,2 | 104,2 | 105,6 | 110,1 | 107,4 |
| Μάιος – May | 107,2 | 109,2 | 107,2 | 108,5 | 109,8 | 104,6 | 105,3 | 109,4 | 89,2 | 104,2 | 105,6 | 109,3 | 106,5 |
| Ιούν. – June | 107,1 | 107,9 | 111,8 | 109,4 | 110,0 | 104,8 | 105,4 | 107,8 | 89,3 | 104,2 | 105,6 | 109,4 | 106,5 |
| Ιούλ. – July | 105,2 | 106,1 | 113,2 | 98,0 | 110,8 | 101,1 | 106,0 | 106,0 | 88,6 | 104,1 | 105,6 | 109,6 | 106,0 |
| Αύγ. – Aug. | 105,3 | 106,3 | 113,2 | 98,0 | 111,0 | 101,3 | 106,3 | 105,7 | 87,4 | 104,1 | 105,6 | 109,7 | 106,1 |
| Σεπτ. – Sept. | 107,3 | 107,1 | 113,2 | 109,4 | 111,2 | 105,3 | 106,5 | 106,5 | 87,4 | 105,1 | 108,7 | 110,2 | 107,0 |
| Οκτ. – Oct. | 107,6 | 107,9 | 113,3 | 111,8 | 111,3 | 105,7 | 107,3 | 104,5 | 87,4 | 105,8 | 109,3 | 110,6 | 107,3 |
| Νοέμ. – Nov. | 107,7 | 108,8 | 113,3 | 112,2 | 110,6 | 105,9 | 107,4 | 103,5 | 87,4 | 105,9 | 109,4 | 111,3 | 107,6 |
| Δεκ. – Dec. | 108,7 | 113,3 | 113,4 | 112,2 | 109,7 | 105,9 | 107,5 | 103,6 | 87,4 | 106,1 | 109,4 | 113,3 | 108,6 |
| 2002 Ιαν. – Jan. | 108,4 | 117,1 | 113,5 | 101,7 | 110,8 | 103,1 | 108,1 | 104,3 | 87,0 | 106,1 | 109,4 | 113,7 | 108,7 |
| Φεβρ. – Feb. | 107,3 | 114,2 | 113,5 | 96,1 | 111,2 | 102,1 | 108,3 | 104,3 | 85,2 | 106,5 | 109,4 | 113,3 | 109,4 |
| Μάρτ. – Mar. | 110,0 | 114,9 | 115,7 | 112,3 | 112,2 | 106,2 | 109,2 | 105,4 | 85,2 | 106,9 | 109,4 | 115,1 | 109,7 |
| Απρ. – Apr. | 110,9 | 115,1 | 119,8 | 112,4 | 113,5 | 106,3 | 109,8 | 107,5 | 85,2 | 107,1 | 109,4 | 116,4 | 110,1 |
| Μάιος – May | 110,8 | 112,4 | 119,9 | 113,7 | 113,8 | 106,5 | 110,4 | 107,8 | 85,1 | 107,5 | 109,4 | 118,4 | 110,4 |
| Ιούν. – June | 110,6 | 112,1 | 120,0 | 113,9 | 113,9 | 106,7 | 111,0 | 106,7 | 85,0 | 107,7 | 109,4 | 117,2 | 110,7 |
| Ιούλ. – July | 108,7 | 110,2 | 120,0 | 101,0 | 114,2 | 102,8 | 111,7 | 106,7 | 83,5 | 108,5 | 109,4 | 117,5 | 110,2 |
| Αύγ. – Aug. | 109,0 | 110,7 | 120,0 | 101,0 | 114,8 | 102,7 | 111,9 | 107,1 | 83,5 | 108,5 | 109,4 | 117,5 | 110,4 |
| Σεπτ. – Sept. | 111,0 | 111,2 | 120,0 | 113,1 | 115,1 | 106,8 | 112,2 | 107,3 | 83,5 | 109,1 | 114,0 | 118,6 | 111,4 |
| Οκτ. – Oct. | 111,6 | 112,3 | 120,1 | 115,3 | 115,3 | 107,1 | 112,5 | 107,6 | 83,5 | 109,6 | 114,2 | 118,6 | 111,6 |
| Νοέμ. – Nov. | 111,6 | 113,2 | 120,1 | 115,4 | 114,6 | 107,2 | 112,9 | 107,0 | 83,5 | 109,7 | 114,4 | 118,4 | 111,6 |
| Δεκ. – Dec. | 112,4 | 114,2 | 120,1 | 115,4 | 116,4 | 107,3 | 113,5 | 108,0 | 81,3 | 109,9 | 114,4 | 120,6 | 112,3 |

Πηγή: Εθνική Στατιστική Υπηρεσία της Ελλάδος.

Source: National Statistical Service of Greece.

4. ΔΕΙΚΤΕΣ ΤΙΜΩΝ ΚΑΤΑΝΑΛΩΤΗ ΕΣΥΕ
CONSUMER PRICE INDEX, NSSG

(ΜΕΤΑΒΟΛΕΣ ΣΕ % ΕΝΑΝΤΙ ΤΟΥ ΙΔΙΟΥ ΜΗΝΑ ΤΟΥ ΠΡΟΗΓΟΥΜΕΝΟΥ ΕΤΟΥΣ)
PERCENTAGE CHANGES ON SAME MONTH OF PREVIOUS YEAR



53. Δείκτης τιμών καταναλωτή χωρών ΟΟΣΑ

Consumer price index in OECD countries

1995 = 100

| Έτος τρίμηνο μήνας | ΟΟΣΑ* Σύνολο OECD* Total | ΕΕ* 15 EU* 15 | Καναδάς Canada | ΗΠΑ USA | Ιαπωνία Japan | Αυστραλία Australia | Ν. Ζηλανδία N. Zealand | Αυστρία Austria | Βέλγιο Belgium | Δανία Denmark | Φιλανδία Finland | Γαλλία France |
|--------------------------|-----------------------------------|------------------------|-------------------|------------|------------------|------------------------|---------------------------|--------------------|-------------------|------------------|---------------------|------------------|
| Στάθμιση (1999 = 100) | 100,0 | 31 | 2,9 | 40,9 | 11,2 | 1,9 | 0,3 | 0,7 | 0,9 | 0,4 | 0,4 | 4,6 |
| 1999 | 118,5 | 107,8 | 106,1 | 109,3 | 102,2 | 105,3 | 104,7 | 104,4 | 105,9 | 108,9 | 104,5 | 104,6 |
| 2000 | 123,2 | 110,5 | 108,9 | 113,0 | 101,5 | 110,0 | 107,4 | 106,8 | 108,6 | 112,1 | 107,6 | 106,3 |
| 2001 | 127,5 | 113,3 | 111,7 | 116,2 | 100,8 | 114,8 | 110,2 | 109,6 | 111,3 | 114,7 | 110,4 | 108,1 |
| 2002 | 130,7 | 115,7 | 114,2 | 118,0 | 99,8 | 118,2 | 113,2 | 111,6 | 113,1 | 117,5 | 112,1 | 110,1 |
| 2001 α' τριμ. | 126,0 | 112,1 | 110,5 | 115,3 | 101,0 | 113,7 | 109,1 | 108,7 | 109,7 | 113,5 | 109,5 | 107,0 |
| β' τριμ. | 127,8 | 113,5 | 112,4 | 116,5 | 101,0 | 114,6 | 110,0 | 109,7 | 111,5 | 115,1 | 111,1 | 108,4 |
| γ' τριμ. | 128,3 | 113,8 | 112,5 | 116,7 | 100,7 | 114,9 | 110,6 | 110,0 | 111,9 | 115,0 | 111,7 | 108,5 |
| δ' τριμ. | 128,7 | 113,8 | 111,5 | 116,3 | 100,3 | 116,0 | 111,3 | 110,2 | 111,9 | 115,4 | 111,8 | 108,5 |
| 2002 α' τριμ. | 129,6 | 114,6 | 112,2 | 116,7 | 99,6 | 117,0 | 111,9 | 110,8 | 112,7 | 116,4 | 111,4 | 109,3 |
| β' τριμ. | 130,9 | 115,7 | 113,9 | 118,0 | 100,1 | 117,9 | 113,0 | 111,6 | 113,0 | 117,7 | 112,4 | 110,1 |
| γ' τριμ. | 131,1 | 115,9 | 115,1 | 118,5 | 99,9 | 118,6 | 113,6 | 111,8 | 113,3 | 117,7 | 112,2 | 110,4 |
| δ' τριμ. | 131,9 | 116,5 | 115,7 | 118,9 | 99,8 | 119,5 | 114,3 | 112,2 | 113,3 | 118,4 | 112,6 | 110,8 |
| 2000 Απρ. | 121,1 | 109,9 | 107,9 | 112,4 | 101,7 | ... | ... | 106,1 | 108,0 | 111,8 | 107,2 | 106,0 |
| Μάιος | 122,5 | 110,1 | 108,4 | 112,5 | 101,8 | ... | ... | 106,2 | 108,3 | 112,2 | 107,7 | 106,2 |
| Ιούν. | 123,3 | 110,6 | 109,1 | 113,1 | 101,5 | ... | ... | 107,0 | 108,7 | 112,5 | 108,2 | 106,4 |
| Ιούλ. | 122,7 | 110,6 | 109,5 | 113,4 | 101,3 | ... | ... | 107,1 | 108,9 | 112,1 | 108,3 | 106,2 |
| Αύγ. | 123,4 | 110,7 | 109,3 | 113,4 | 101,3 | 112,1 | 108,0 | 107,1 | 108,9 | 111,9 | 108,5 | 106,4 |
| Σεπτ. | 124,1 | 111,3 | 109,8 | 114,0 | 101,6 | ... | ... | 107,4 | 109,6 | 112,9 | 109,3 | 107,0 |
| Οκτ. | 124,4 | 111,3 | 110,0 | 114,2 | 101,7 | ... | ... | 107,6 | 109,4 | 113,1 | 109,4 | 106,8 |
| Νοέμ. | 124,7 | 111,7 | 110,4 | 114,3 | 101,5 | 112,5 | 109,3 | 108,0 | 109,7 | 113,1 | 109,3 | 107,1 |
| Δεκ. | 124,8 | 111,7 | 110,5 | 114,2 | 101,5 | ... | ... | 108,2 | 109,4 | 113,0 | 109,1 | 107,0 |
| 2001 Ιαν. | 125,3 | 112,2 | 110,1 | 114,9 | 101,5 | ... | ... | 108,4 | 109,3 | 112,8 | 108,9 | 106,6 |
| Φεβρ. | 125,7 | 112,5 | 110,5 | 115,4 | 101,2 | 113,7 | 109,1 | 108,7 | 109,8 | 113,6 | 109,5 | 106,9 |
| Μάρτ. | 126,4 | 112,5 | 110,9 | 115,6 | 101,1 | ... | ... | 108,9 | 110,0 | 114,2 | 110,0 | 107,3 |
| Απρ. | 127,2 | 113,1 | 111,7 | 116,1 | 101,0 | ... | ... | 109,5 | 111,0 | 114,8 | 110,5 | 107,9 |
| Μάιος | 127,9 | 113,7 | 112,7 | 116,6 | 101,1 | 114,6 | 110,0 | 109,7 | 111,7 | 115,3 | 111,4 | 108,6 |
| Ιούν. | 128,1 | 113,8 | 112,8 | 116,8 | 108,8 | ... | ... | 109,9 | 111,9 | 115,1 | 111,5 | 108,6 |
| Ιούλ. | 127,9 | 113,6 | 112,4 | 116,5 | 100,5 | ... | ... | 110,0 | 111,8 | 114,8 | 111,0 | 108,4 |
| Αύγ. | 128,2 | 113,7 | 112,4 | 116,5 | 100,9 | 114,9 | 110,6 | 109,8 | 111,8 | 114,8 | 111,1 | 108,4 |
| Σεπτ. | 128,7 | 113,9 | 112,7 | 117,0 | 100,7 | ... | ... | 110,1 | 112,1 | 115,4 | 111,7 | 108,6 |
| Οκτ. | 128,8 | 113,9 | 112,1 | 116,6 | 100,7 | ... | ... | 110,2 | 111,9 | 115,5 | 111,5 | 108,7 |
| Νοέμ. | 128,7 | 113,7 | 111,1 | 116,4 | 100,2 | ... | ... | 110,1 | 112,1 | 115,3 | 111,0 | 108,4 |
| Δεκ. | 128,6 | 113,8 | 111,2 | 116,0 | 100,1 | ... | ... | 110,3 | 111,8 | 115,5 | 110,6 | 108,5 |
| 2002 Ιαν. | 129,2 | 114,3 | 111,5 | 116,2 | 99,9 | ... | ... | 110,6 | 112,5 | 115,6 | 111,1 | 109,0 |
| Φεβρ. | 129,5 | 114,5 | 112,2 | 116,7 | 99,4 | ... | ... | 110,7 | 112,7 | 116,4 | 111,2 | 109,1 |
| Μάρτ. | 130,1 | 115,0 | 112,9 | 117,3 | 99,6 | ... | ... | 111,0 | 113,0 | 117,2 | 111,8 | 109,6 |
| Απρ. | 130,8 | 115,6 | 113,6 | 118,0 | 99,9 | ... | ... | 111,4 | 113,0 | 117,6 | 112,3 | 110,0 |
| Μάιος | 131,0 | 115,8 | 113,8 | 118,0 | 100,2 | ... | ... | 111,7 | 113,2 | 117,7 | 112,5 | 110,2 |
| Ιούν. | 130,7 | 115,7 | 114,2 | 118,1 | 100,1 | ... | ... | 111,8 | 112,9 | 117,7 | 112,3 | 110,2 |
| Ιούλ. | 130,7 | 115,7 | 114,8 | 118,2 | 99,7 | ... | ... | 111,7 | 113,2 | 117,4 | 112,1 | 110,2 |
| Αύγ. | 131,1 | 115,8 | 115,2 | 118,6 | 100,0 | ... | ... | 111,9 | 113,2 | 117,5 | 112,1 | 110,4 |
| Σεπτ. | 131,5 | 116,2 | 115,2 | 118,8 | 100,0 | ... | ... | 111,9 | 113,5 | 118,2 | 112,5 | 110,6 |
| Οκτ. | 131,8 | 116,4 | 115,6 | 119,0 | 99,8 | ... | ... | 112,1 | 113,4 | 118,4 | 112,8 | 110,8 |
| Νοέμ. | 131,9 | 116,4 | 115,9 | 119,0 | 99,8 | ... | ... | 112,0 | 113,3 | 118,4 | 112,4 | 110,8 |
| Δεκ. | 131,9 | 116,6 | 115,5 | 118,7 | 99,8 | ... | ... | 112,3 | 113,3 | 118,4 | 112,4 | 111,0 |

* Οι συγκριτικοί δείκτες υπολογίστηκαν με βάση την ιδιωτική κατανάλωση και τις ισοτιμίες αγοραστικής δύναμης του προηγούμενου χρόνου.

Πηγή: OECD, Main Economic Indicators.

53. Δείκτης τιμών καταναλωτή χωρών ΟΟΣΑ (συνέχεια)

Consumer price index in OECD countries (continued)

1995 = 100

| **Γερμανία Germany | Ελλάς Greece | Ισλανδία Iceland | Ιρλανδία Ireland | Ιταλία Italy | Λουξεμβούργο Luxembourg | Ολλανδία Netherlands | Νορβηγία Norway | Πορτογαλία Portugal | Ισπανία Spain | Σουηδία Sweden | Ελβετία Switzerland | Τουρκία Turkey | Ην. Βασίλειο United Kingdom | Year quarter month |
|-----------------------|-----------------|---------------------|---------------------|-----------------|----------------------------|-------------------------|--------------------|------------------------|------------------|-------------------|------------------------|-------------------|--------------------------------|---------------------------|
| 7,0 | 0,7 | 0,0 | 0,3 | 5,1 | 0,0 | 1,3 | 0,3 | 0,7 | 2,7 | 0,6 | 0,8 | 2,0 | 5,5 | weight (in 1999 = 100) |
| 104,9 | 122,8 | 109,3 | 107,4 | 110,0 | 104,7 | 108,6 | 108,7 | 110,9 | 110,0 | 102,4 | 102,2 | 1.020,0 | 111,0 | 1999 |
| 106,3 | 126,6 | 114,9 | 113,4 | 112,8 | 108,0 | 111,4 | 112,0 | 114,1 | 113,8 | 103,8 | 103,8 | 1.580,0 | 114,2 | 2000 |
| 108,1 | 130,9 | 122,2 | 118,9 | 115,9 | 110,9 | 116,4 | 115,4 | 119,1 | 117,9 | 106,5 | 104,8 | 2.439,0 | 116,3 | 2001 |
| 110,1 | 135,6 | 128,6 | 124,4 | 118,8 | 113,2 | 120,5 | 116,9 | 123,4 | 121,5 | ... | 105,5 | 3.536,0 | 118,2 | 2002 |
| 108,8 | 128,6 | 117,3 | 116,2 | 114,9 | 109,4 | 114,6 | 114,9 | 117,2 | 116,3 | 103,2 | 104,3 | 1.923,0 | 115,2 | I 2001 |
| 109,9 | 131,8 | 121,0 | 118,9 | 115,9 | 110,9 | 116,4 | 116,3 | 119,1 | 117,8 | 105,2 | 105,1 | 2.317,0 | 116,7 | II |
| 110,1 | 130,4 | 124,3 | 119,7 | 116,3 | 111,2 | 117,0 | 115,1 | 119,6 | 118,7 | 105,2 | 104,9 | 2.559,0 | 116,7 | III |
| 109,6 | 133,1 | 126,3 | 120,7 | 116,7 | 111,9 | 117,6 | 115,5 | 120,5 | 118,7 | 105,6 | 104,8 | 2.957,0 | 116,6 | IV |
| 109,3 | 133,6 | 128,0 | 121,8 | 117,7 | 111,8 | 119,0 | 116,1 | 121,1 | 119,2 | 105,9 | 104,9 | 3.275,0 | 116,6 | I 2002 |
| 110,1 | 136,4 | 128,4 | 124,3 | 118,5 | 113,1 | 120,5 | 116,8 | 123,1 | 121,8 | 107,2 | 105,9 | 3.407,0 | 118,1 | II |
| 110,4 | 134,9 | 128,6 | 125,0 | 119,1 | 113,3 | 121,0 | 116,7 | 123,9 | 121,5 | 107,1 | 105,3 | 3.568,0 | 118,5 | III |
| 110,8 | 137,7 | 129,4 | 126,6 | 119,9 | 114,4 | 121,5 | 118,1 | 125,3 | 123,4 | 107,9 | 105,8 | 3.892,0 | 119,6 | IV |
| 106,4 | 127,0 | 114,1 | 112,0 | 112,1 | 107,4 | 111,0 | 111,6 | 113,2 | 112,9 | 100,4 | 103,5 | 1.496,0 | 114,1 | Apr. 2000 |
| 106,3 | 127,4 | 114,5 | 112,8 | 112,5 | 107,5 | 111,3 | 111,6 | 113,8 | 113,1 | 100,9 | 103,4 | 1.529,0 | 114,5 | May |
| 106,9 | 126,8 | 115,0 | 113,5 | 112,8 | 108,2 | 111,2 | 112,3 | 114,5 | 113,4 | 100,9 | 103,8 | 1.540,0 | 114,8 | June |
| 107,4 | 124,6 | 115,5 | 113,8 | 113,0 | 107,1 | 111,3 | 111,9 | 114,8 | 114,1 | 100,4 | 103,9 | 1.574,0 | 114,4 | July |
| 107,2 | 124,8 | 115,0 | 114,4 | 113,1 | 108,5 | 111,6 | 111,8 | 114,9 | 114,6 | 100,5 | 103,6 | 1.608,0 | 114,4 | Aug. |
| 107,7 | 127,5 | 115,2 | 114,8 | 113,3 | 109,0 | 112,6 | 112,8 | 114,8 | 114,9 | 101,2 | 104,1 | 1.658,0 | 115,2 | Sept. |
| 107,5 | 128,9 | 116,3 | 115,7 | 113,7 | 109,4 | 112,9 | 112,9 | 115,2 | 115,2 | 101,4 | 104,0 | 1.709,0 | 115,1 | Oct. |
| 107,7 | 129,5 | 116,7 | 116,1 | 114,0 | 109,7 | 112,9 | 113,4 | 116,1 | 115,5 | 101,5 | 104,5 | 1.773,0 | 115,5 | Nov. |
| 107,8 | 129,9 | 116,7 | 116,2 | 114,1 | 109,9 | 112,4 | 113,3 | 116,6 | 115,9 | 101,4 | 104,4 | 1.816,0 | 115,5 | Dec. |
| 108,3 | 127,8 | 116,9 | 115,3 | 114,6 | 108,4 | 113,7 | 114,3 | 117,0 | 115,9 | 101,1 | 104,4 | 1.862,0 | 114,8 | Jan. 2001 |
| 109,0 | 127,6 | 117,1 | 116,3 | 115,0 | 109,8 | 114,5 | 115,1 | 117,1 | 116,3 | 101,4 | 104,2 | 1.895,0 | 115,4 | Feb. |
| 109,1 | 130,2 | 117,8 | 117,2 | 115,1 | 110,1 | 115,7 | 115,3 | 117,6 | 116,8 | 104,9 | 104,4 | 2.010,0 | 115,5 | Mar. |
| 109,5 | 131,5 | 119,2 | 118,2 | 115,6 | 110,4 | 116,4 | 115,9 | 118,3 | 117,4 | 104,8 | 104,7 | 2.218,0 | 116,1 | Apr. |
| 110,0 | 132,0 | 120,9 | 118,9 | 115,9 | 111,0 | 116,7 | 116,4 | 119,3 | 117,8 | 105,5 | 105,2 | 2.330,0 | 116,9 | May |
| 110,2 | 131,8 | 122,8 | 119,3 | 116,2 | 111,4 | 116,4 | 114,9 | 119,7 | 118,2 | 104,8 | 105,3 | 2.461,0 | 116,3 | June |
| 110,2 | 129,5 | 123,8 | 119,7 | 116,3 | 110,3 | 116,8 | 114,8 | 119,5 | 118,5 | 105,0 | 104,7 | 2.533,0 | 116,7 | July |
| 110,0 | 129,6 | 124,2 | 120,2 | 116,3 | 111,5 | 117,9 | 115,4 | 119,4 | 118,8 | 105,9 | 104,8 | 2.682,0 | 117,1 | Aug. |
| 110,0 | 132,1 | 125,0 | 120,2 | 116,3 | 111,7 | 117,9 | 115,4 | 119,4 | 118,7 | 105,6 | 104,7 | 2.845,0 | 116,9 | Sept. |
| 109,7 | 132,5 | 125,8 | 120,6 | 116,5 | 111,9 | 117,8 | 115,3 | 120,9 | 118,6 | 105,7 | 104,8 | 2.966,0 | 116,5 | Oct. |
| 109,5 | 132,6 | 126,2 | 120,5 | 116,7 | 112,0 | 117,6 | 115,4 | 120,7 | 118,6 | 105,7 | 104,8 | 2.966,0 | 116,5 | Nov. |
| 109,6 | 133,8 | 126,9 | 121,1 | 116,8 | 111,8 | 117,4 | 115,7 | 120,5 | 119,0 | 105,8 | 104,8 | 3.061,0 | 116,3 | Dec. |
| 110,6 | 133,4 | 128,0 | 120,9 | 117,4 | 110,9 | 118,3 | 115,8 | 121,1 | 118,8 | 105,5 | 104,9 | 3.224,0 | 116,3 | Jan. 2002 |
| 110,9 | 132,1 | 127,7 | 121,7 | 117,9 | 112,3 | 118,8 | 116,1 | 120,9 | 118,9 | 105,7 | 104,9 | 3.280,0 | 116,6 | Feb. |
| 111,1 | 135,4 | 128,2 | 122,8 | 118,0 | 112,3 | 119,9 | 116,5 | 121,4 | 119,9 | 106,7 | 104,9 | 3.320,0 | 117,1 | Mar. |
| 111,2 | 136,5 | 128,2 | 123,9 | 118,4 | 112,8 | 120,6 | 116,5 | 122,5 | 121,5 | 107,1 | 105,8 | 3.388,0 | 117,9 | Apr. |
| 111,2 | 136,4 | 128,2 | 124,5 | 118,6 | 113,1 | 120,6 | 116,8 | 123,2 | 122,0 | 107,3 | 105,9 | 3.407,0 | 118,2 | May |
| 111,1 | 136,1 | 128,7 | 124,7 | 118,7 | 113,3 | 120,2 | 116,9 | 123,6 | 122,0 | 107,2 | 105,8 | 3.427,0 | 118,2 | June |
| 110,2 | 133,8 | 128,8 | 124,3 | 118,9 | 112,5 | 120,5 | 116,7 | 123,9 | 121,1 | 106,8 | 105,2 | 3.477,0 | 118,0 | July |
| 110,4 | 134,2 | 128,2 | 125,0 | 119,1 | 113,6 | 120,7 | 116,4 | 124,0 | 121,5 | 106,9 | 105,2 | 3.553,0 | 118,3 | Aug. |
| 110,6 | 136,6 | 128,8 | 125,6 | 119,3 | 113,9 | 121,9 | 117,0 | 123,9 | 121,9 | 107,7 | 105,4 | 3.676,0 | 119,1 | Sept. |
| 110,8 | 137,4 | 129,5 | 126,2 | 119,6 | 114,4 | 121,8 | 117,5 | 124,7 | 123,1 | 108,0 | 106,0 | 3.797 | 119,3 | Oct. |
| 110,8 | 137,4 | 129,2 | 126,3 | 120,0 | 114,5 | 121,4 | 117,9 | 125,5 | 123,3 | 107,8 | 105,8 | 3.908 | 119,6 | Nov. |
| 111,0 | 138,4 | 129,3 | 127,1 | 120,1 | 114,3 | 121,2 | 118,8 | 125,7 | 123,7 | 107,9 | 105,7 | 3.972 | 119,8 | Dec. |

* Aggregate indices are based on previous year's private consumption expenditure and purchasing power parity.

Source: OECD, Main Economic Indicators.

54. Δείκτης τιμών χονδρικής πώλησης, σύνολο χώρας, ΕΣΥΕ
Wholesale price index, whole country, NSSG

1995 = 100

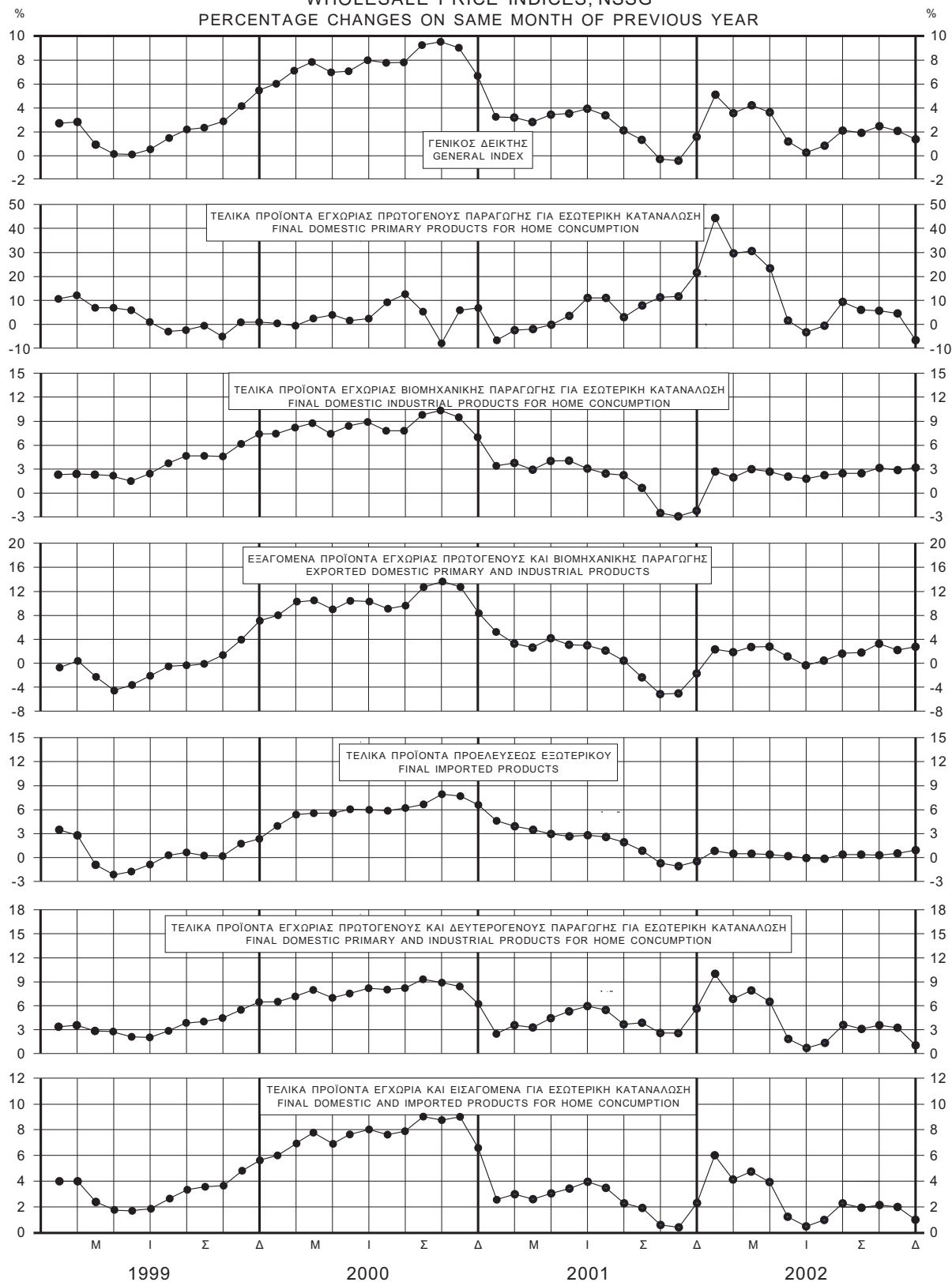
| Έτος και μήνας, Year and month | Γενικός δείκτης 1,2,3,4, General Index | Ειδικοί δείκτες - Sub-indices | | | | | |
|-----------------------------------|--|---|---|--|--|--|---|
| | | Τελικά προϊόντα εγχώριας πρωτογενούς παραγωγής για εσωτερική κατανάλωση 1 Final domestic primary products for home consumtion | Τελικά προϊόντα εγχώριας βιομηχανικής παραγωγής για εσωτερική κατανάλωση 2 Final domestic industrial products for home consumtion | Εξαγόμενα προϊόντα εγχώριας πρωτογενούς και βιομηχανικής παραγωγής 3 Exported domestic primary and industrial products | Τελικά προϊόντα προέλευσης εξωτερικού 4 Final imported products | Τελικά προϊόντα εγχώριας πρωτο- γενούς και δευτερο- γενούς παραγωγής για εσωτερική κατανάλωση 1,2 Final domestic primary and industrial products for home consumtion | Τελικά προϊόντα εγχώριας και εισαγόμενα για εσωτερική κατανάλωση 1,2,4 Final domestic and imported products for home consumtion |
| Στάθμιση - Weights | 100 | 6,668 | 47,366 | 18,500 | 27,466 | 54,034 | 81,500 |
| 1993 | 140,6 | 130,6 | 142,5 | 134,7 | 143,7 | 141,0 | 141,9 |
| 1994 | 153,3 | 152,2 | 154,1 | 147,1 | 156,5 | 153,8 | 154,7 |
| 1995* | 99,9 | 98,5 | 100,0 | 100,0 | 100,0 | 99,8 | 99,9 |
| 1996 | 106,4 | 106,0 | 108,3 | 107,5 | 102,6 | 108,0 | 106,2 |
| 1997 | 110,1 | 115,1 | 112,1 | 110,9 | 105,0 | 112,5 | 109,9 |
| 1998 | 114,3 | 121,9 | 115,8 | 113,4 | 110,7 | 116,5 | 114,6 |
| 1999 | 116,4 | 124,6 | 119,0 | 114,0 | 111,3 | 119,7 | 116,9 |
| 2000 | 124,0 | 126,5 | 125,2 | 128,1 | 118,5 | 125,4 | 123,1 |
| 2001 | 126,8 | 139,2 | 128,7 | 128,9 | 120,7 | 130,5 | 126,1 |
| 2002 | 129,8 | 154,7 | 132,0 | 131,4 | 121,2 | 136,0 | 129,3 |
| 2000 Ιαν. - Jan. | 120,1 | 133,3 | 121,6 | 120,1 | 114,4 | 123,0 | 120,1 |
| Φεβρ. - Feb. | 121,2 | 130,5 | 122,3 | 123,4 | 115,6 | 123,3 | 120,7 |
| Μάρτ. - Mar. | 122,3 | 132,1 | 123,2 | 125,5 | 116,3 | 124,3 | 121,6 |
| Απρ. - Apr. | 122,8 | 136,2 | 123,5 | 124,7 | 117,2 | 125,0 | 122,4 |
| Μάιος - May | 123,6 | 134,9 | 124,1 | 126,8 | 117,8 | 125,4 | 122,8 |
| Ιούν. - June | 123,3 | 123,9 | 124,6 | 127,6 | 117,8 | 124,5 | 122,3 |
| Ιούλ. - July | 123,0 | 116,9 | 125,1 | 127,1 | 118,0 | 124,1 | 122,0 |
| Αύγ. - Aug. | 123,9 | 123,8 | 125,3 | 128,2 | 118,7 | 125,1 | 123,0 |
| Σεπτ. - Sept. | 126,0 | 123,1 | 127,1 | 133,3 | 120,1 | 126,6 | 124,4 |
| Οκτ. - Oct. | 127,4 | 117,5 | 128,8 | 135,2 | 122,1 | 127,4 | 125,6 |
| Νοέμ. - Nov. | 127,5 | 119,5 | 128,9 | 134,7 | 122,2 | 127,7 | 125,9 |
| Δεκ. - Dec. | 126,7 | 126,2 | 128,5 | 130,3 | 121,3 | 128,2 | 125,9 |
| 2001 Ιαν. - Jan. | 124,0 | 125,6 | 126,3 | 126,4 | 119,7 | 126,1 | 123,3 |
| Φεβρ. - Feb. | 125,1 | 130,1 | 127,3 | 127,5 | 120,1 | 127,8 | 124,3 |
| Μάρτ. - Mar. | 125,8 | 132,3 | 127,6 | 128,8 | 120,4 | 128,4 | 124,8 |
| Απρ. - Apr. | 127,0 | 139,7 | 128,7 | 129,9 | 120,7 | 130,6 | 126,1 |
| Μάιος - May | 127,9 | 145,0 | 129,3 | 130,7 | 120,9 | 132,1 | 127,1 |
| Ιούν. - June | 128,1 | 145,2 | 129,2 | 131,4 | 121,1 | 132,0 | 127,1 |
| Ιούλ. - July | 127,1 | 136,9 | 129,2 | 129,8 | 121,1 | 130,9 | 126,3 |
| Αύγ. - Aug. | 126,5 | 132,1 | 129,3 | 128,7 | 121,0 | 129,8 | 125,8 |
| Σεπτ. - Sept. | 127,6 | 139,2 | 129,9 | 130,1 | 121,1 | 131,5 | 126,9 |
| Οκτ. - Oct. | 126,9 | 138,0 | 129,2 | 128,2 | 121,2 | 130,8 | 126,5 |
| Νοέμ. - Nov. | 126,8 | 140,9 | 129,0 | 127,8 | 120,9 | 131,1 | 126,5 |
| Δεκ. - Dec. | 128,7 | 165,1 | 129,2 | 128,1 | 120,7 | 135,5 | 128,8 |
| 2002 Ιαν. - Jan. | 130,4 | 181,4 | 129,7 | 129,4 | 120,7 | 138,8 | 130,7 |
| Φεβρ. - Feb. | 129,6 | 168,5 | 129,8 | 129,9 | 120,7 | 136,6 | 129,5 |
| Μάρτ. - Mar. | 131,1 | 172,6 | 131,4 | 132,3 | 121,0 | 138,7 | 130,7 |
| Απρ. - Apr. | 131,7 | 172,2 | 132,1 | 133,5 | 121,2 | 139,2 | 131,1 |
| Μάιος - May | 129,5 | 147,0 | 132,0 | 132,2 | 121,2 | 134,7 | 128,6 |
| Ιούν. - June | 128,5 | 140,2 | 131,5 | 131,0 | 121,1 | 133,1 | 127,7 |
| Ιούλ. - July | 128,2 | 136,0 | 132,1 | 130,4 | 121,0 | 132,8 | 127,5 |
| Αύγ. - Aug. | 129,2 | 144,3 | 132,5 | 130,8 | 121,5 | 134,6 | 128,7 |
| Σεπτ. - Sept. | 130,0 | 147,5 | 133,1 | 132,3 | 121,6 | 135,6 | 129,3 |
| Οκτ. - Oct. | 130,0 | 145,7 | 133,3 | 132,3 | 121,6 | 135,5 | 129,2 |
| Νοέμ. - Nov. | 129,5 | 147,2 | 132,7 | 130,6 | 121,5 | 135,3 | 129,1 |
| Δεκ. - Dec. | 130,5 | 154,0 | 133,3 | 131,5 | 121,8 | 137,0 | 130,1 |

Πηγή: Εθνική Στατιστική Υπηρεσία της Ελλάδος.
 * Αλλαγή βάσης από το έτος 1995.

Source: National Statistical Service of Greece.
 * New base year since 1995.

5. ΔΕΙΚΤΕΣ ΤΙΜΩΝ ΧΟΝΔΡΙΚΗΣ ΠΩΛΗΣΗΣ, ΕΣΥΕ
 (ΜΕΤΑΒΟΛΕΣ ΣΕ % ΕΝΑΝΤΙ ΤΟΥ ΙΔΙΟΥ ΜΗΝΑ ΤΟΥ ΠΡΟΗΓΟΥΜΕΝΟΥ ΕΤΟΥΣ)

WHOLESALE PRICE INDICES, NSSG
 PERCENTAGE CHANGES ON SAME MONTH OF PREVIOUS YEAR



55. Τιμάρημος χονδρικής πώλησης περιοχής Αθηνών – Πειραιώς, Τράπεζας της Ελλάδος

Α. Σύνολο συναλλαγών

Wholesale price index for Athens – Piraeus area, Bank of Greece

A. Total transactions

1978 = 100

| Έτος ή μήνας | Γενικός δείκτης General Index | Ειδικοί δείκτες - Sub-indices | | | | |
|--------------------|--|-------------------------------|--|---|---|--|
| | | Διατροφή Food | Ποτά και καπνός Beverages and tobacco | Πρώτες ύλες και ημικατεργασμένα προϊόντα Raw materials and semi-manu- factured goods | Έτοιμα προϊόντα Finished goods | Καύσιμα και λιπαντικά Fuel and lubricants |
| Στάθμιση | 100 | 32,20 | 6,10 | 20,20 | 29,90 | 11,60 |
| 1993 | 1.124,2 | 1.043,9 | 1.853,2 | 982,0 | 1.069,4 | 1.352,8 |
| 1994 | 1.233,4 | 1.131,6 | 2.132,2 | 1.108,4 | 1.180,2 | 1.397,5 |
| 1995 | 1.309,3 | 1.186,3 | 2.195,5 | 1.209,5 | 1.268,2 | 1.464,8 |
| 1996 | 1.388,9 | 1.279,7 | 2.420,9 | 1.214,4 | 1.334,5 | 1.593,3 |
| 1997 | 1.424,4 | 1.298,6 | 2.605,9 | 1.228,0 | 1.363,6 | 1.650,9 |
| 1998 | 1.451,5 | 1.300,2 | 2.838,2 | 1.225,4 | 1.437,3 | 1.572,7 |
| 1999 | 1.501,9 | 1.313,4 | 2.929,8 | 1.228,1 | 1.498,8 | 1.760,1 |
| 2000 | 1.602,2 | 1.350,8 | 3.045,7 | 1.288,5 | 1.570,9 | 2.156,8 |
| 2001 | 1.662,1 | 1.453,5 | 3.234,5 | 1.367,2 | 1.664,6 | 1.921,7 |
| 2002 | 1.752,1 | 1.541,6 | 3.251,0 | 1.419,4 | 1.811,9 | 1.973,9 |
| 2000 Ιαν. | 1.570,1 | 1.361,9 | 2.960,8 | 1.232,9 | 1.549,3 | 2.057,6 |
| Φεβρ. | 1.581,8 | 1.350,1 | 2.977,6 | 1.261,8 | 1.560,3 | 2.103,7 |
| Μάρτ. | 1.589,7 | 1.356,1 | 2.985,0 | 1.264,7 | 1.559,8 | 2.147,4 |
| Απρ. | 1.580,1 | 1.338,8 | 2.989,1 | 1.264,7 | 1.563,9 | 2.099,6 |
| Μάιος | 1.589,4 | 1.332,6 | 2.999,6 | 1.265,0 | 1.562,1 | 2.196,0 |
| Ιούν. | 1.589,4 | 1.324,7 | 2.990,1 | 1.265,8 | 1.562,0 | 2.195,7 |
| Ιούλ. | 1.588,6 | 1.328,5 | 2.989,1 | 1.263,7 | 1.562,0 | 2.208,7 |
| Αύγ. | 1.617,5 | 1.352,9 | 2.997,6 | 1.283,2 | 1.573,0 | 2.322,6 |
| Σεπτ. | 1.667,6 | 1.367,9 | 3.163,7 | 1.340,0 | 1.592,5 | 2.477,1 |
| Οκτ. | 1.639,0 | 1.384,3 | 3.168,3 | 1.340,1 | 1.592,5 | 2.182,9 |
| Νοέμ. | 1.628,5 | 1.384,3 | 3.168,7 | 1.339,7 | 1.586,8 | 2.107,0 |
| Δεκ. | 1.587,1 | 1.327,6 | 3.158,7 | 1.340,5 | 1.586,7 | 1.786,4 |
| 2001 Ιαν. | 1.577,2 | 1.343,8 | 3.148,8 | 1.327,2 | 1.600,6 | 1.773,9 |
| Φεβρ. | 1.600,8 | 1.378,2 | 3.152,6 | 1.334,2 | 1.600,6 | 1.867,0 |
| Μάρτ. | 1.597,8 | 1.384,3 | 3.155,5 | 1.340,5 | 1.600,6 | 1.812,2 |
| Απρ. | 1.616,5 | 1.411,4 | 3.162,2 | 1.346,1 | 1.600,6 | 1.885,2 |
| Μάιος | 1.689,2 | 1.432,2 | 3.274,6 | 1.350,5 | 1.644,7 | 2.273,5 |
| Ιούν. | 1.692,1 | 1.434,7 | 3.280,0 | 1.373,2 | 1.651,1 | 2.232,5 |
| Ιούλ. | 1.694,1 | 1.456,6 | 3.278,0 | 1.376,8 | 1.652,1 | 2.180,8 |
| Αύγ. | 1.712,5 | 1.488,6 | 3.272,1 | 1.384,2 | 1.678,2 | 2.174,4 |
| Σεπτ. | 1.724,9 | 1.476,6 | 3.269,6 | 1.391,6 | 1.714,3 | 2.209,7 |
| Οκτ. | 1.673,4 | 1.543,1 | 3.270,8 | 1.384,7 | 1.717,5 | 1.584,1 |
| Νοέμ. | 1.672,2 | 1.537,8 | 3.275,2 | 1.383,0 | 1.741,4 | 1.527,8 |
| Δεκ. | 1.694,5 | 1.554,1 | 3.274,1 | 1.414,8 | 1.773,1 | 1.538,3 |
| 2002 Ιαν. | 1.702,1 | 1.522,9 | 3.268,4 | 1.416,5 | 1.769,0 | 1.700,8 |
| Φεβρ. | 1.709,0 | 1.521,3 | 3.268,8 | 1.413,9 | 1.790,9 | 1.712,6 |
| Μάρτ. | 1.727,6 | 1.530,2 | 3.267,5 | 1.417,9 | 1.803,0 | 1.810,5 |
| Απρ. | 1.773,5 | 1.539,3 | 3.264,9 | 1.418,8 | 1.803,1 | 2.181,1 |
| Μάιος | 1.773,1 | 1.530,8 | 3.257,3 | 1.421,4 | 1.817,6 | 2.163,4 |
| Ιούν. | 1.767,5 | 1.532,5 | 3.247,4 | 1.417,7 | 1.817,5 | 2.122,1 |
| Ιούλ. | 1.766,3 | 1.530,4 | 3.239,6 | 1.417,6 | 1.817,4 | 2.122,4 |
| Αύγ. | 1.777,4 | 1.537,7 | 3.242,4 | 1.421,1 | 1.819,4 | 2.184,3 |
| Σεπτ. | 1.784,9 | 1.540,3 | 3.241,7 | 1.423,0 | 1.819,4 | 2.238,8 |
| Οκτ. | 1.742,7 | 1.563,9 | 3.241,7 | 1.423,0 | 1.819,4 | 1.809,3 |
| Νοέμ. | 1.741,3 | 1.563,2 | 3.237,6 | 1.420,3 | 1.833,3 | 1.770,7 |
| Δεκ. | 1.760,4 | 1.586,3 | 3.234,3 | 1.421,6 | 1.833,3 | 1.870,9 |

Από το τεύχος Μαρτίου 1983 του παρόντος Δελτίου τα στοιχεία που δημοσιεύονται για την εξέλιξη του καταρτιζόμενου από την Τράπεζα της Ελλάδος τιμαρίθμου χονδρικής πώλησης Αθηνών - Πειραιώς αναφέρονται σε νέο αναθεωρημένο τιμάρημο. Ο τιμάρημος αυτός διαφέρει από τον προηγούμενο στη στάθμιση, το έτος βάσης και τη σύνθεση. Το σύστημα στάθμισης στηρίζεται σε υπολογισμούς που αναφέρονται στην εθνική κατανάλωση του έτους 1978, το οποίο είναι και το νέο έτος βάσης του δείκτη. Ο αναθεωρημένος τιμάρημος περιλαμβάνει στη σύνθεσή του 150 είδη έναντι 102 του προηγούμενου.

55α. Τιμήριθμος χονδρικής πώλησης περιοχής Αθηνών – Πειραιώς, Τράπεζας της Ελλάδος (συνέχεια)

B. Συναλλαγές εσωτερικού

Wholesale price index for Athens – Piraeus area, Bank of Greece (continued)

B. Domestic transactions

1978 = 100

| Γενικός δείκτης General Index | Ειδικοί δείκτες - Sub-indices | | | | | Year or month |
|----------------------------------|-------------------------------|--|---|-----------------------------------|--|---------------------|
| | Διατροφή Food | Ποτά και καπνός Beverages and tobacco | Πρώτες ύλες και ημικατεργασμένα προϊόντα Raw materials and semi-manufactured goods | Έτοιμα προϊόντα Finished goods | Καύσιμα και λιπαντικά Fuel and lubricants | |
| 100 | 33,70 | 5,80 | 18,00 | 30,50 | 12,00 | Weights |
| 1.130,9 | 1.055,1 | 1.880,5 | 1.007,6 | 1.048,6 | 1.375,9 | 1993 |
| 1.240,1 | 1.149,9 | 2.173,2 | 1.131,2 | 1.153,9 | 1.424,5 | 1994 |
| 1.315,1 | 1.203,0 | 2.238,8 | 1.235,9 | 1.239,0 | 1.496,2 | 1995 |
| 1.392,8 | 1.293,6 | 2.462,8 | 1.244,4 | 1.295,1 | 1.625,4 | 1996 |
| 1.426,7 | 1.311,5 | 2.655,2 | 1.257,4 | 1.320,4 | 1.681,0 | 1997 |
| 1.451,6 | 1.303,4 | 2.887,9 | 1.258,6 | 1.395,2 | 1.604,5 | 1998 |
| 1.501,9 | 1.311,9 | 2.988,5 | 1.260,9 | 1.456,2 | 1.795,3 | 1999 |
| 1.598,9 | 1.353,9 | 3.104,8 | 1.323,0 | 1.518,7 | 2.177,2 | 2000 |
| 1.659,2 | 1.458,9 | 3.303,9 | 1.401,4 | 1.601,0 | 1.938,7 | 2001 |
| 1.753,1 | 1.549,2 | 3.329,2 | 1.451,2 | 1.760,9 | 1.996,7 | 2002 |
| 1.571,5 | 1.363,2 | 3.019,2 | 1.264,5 | 1.502,3 | 2.093,7 | Jan. 2000 |
| 1.580,3 | 1.349,7 | 3.035,4 | 1.297,1 | 1.509,0 | 2.130,7 | Feb. |
| 1.587,7 | 1.355,8 | 3.041,9 | 1.298,2 | 1.508,8 | 2.170,8 | Mar. |
| 1.577,6 | 1.337,6 | 3.045,6 | 1.298,3 | 1.512,8 | 2.126,5 | Apr. |
| 1.585,1 | 1.329,1 | 3.054,9 | 1.298,5 | 1.510,7 | 2.212,4 | May |
| 1.584,4 | 1.321,7 | 3.046,4 | 1.299,2 | 1.510,7 | 2.230,3 | June |
| 1.586,0 | 1.325,9 | 3.045,6 | 1.298,3 | 1.510,7 | 2.234,2 | July |
| 1.616,1 | 1.352,5 | 3.053,1 | 1.317,3 | 1.522,0 | 2.348,8 | Aug. |
| 1.664,7 | 1.367,8 | 3.227,9 | 1.376,3 | 1.536,0 | 2.503,0 | Sept. |
| 1.631,5 | 1.385,6 | 3.232,0 | 1.376,2 | 1.536,1 | 2.173,7 | Oct. |
| 1.622,6 | 1.385,6 | 3.232,4 | 1.376,1 | 1.532,4 | 2.108,7 | Nov. |
| 1.579,8 | 1.372,6 | 3.223,5 | 1.375,9 | 1.532,4 | 1.793,9 | Dec. |
| 1.568,6 | 1.340,5 | 3.214,6 | 1.364,6 | 1.548,0 | 1.772,1 | Jan. 2001 |
| 1.594,3 | 1.378,6 | 3.218,0 | 1.372,1 | 1.548,0 | 1.866,4 | Feb. |
| 1.590,0 | 1.385,0 | 3.220,6 | 1.375,4 | 1.548,0 | 1.806,8 | Mar. |
| 1.609,0 | 1.413,2 | 3.227,0 | 1.381,9 | 1.548,0 | 1.872,4 | Apr. |
| 1.686,4 | 1.435,0 | 3.345,5 | 1.384,8 | 1.587,6 | 2.294,1 | May |
| 1.690,3 | 1.439,3 | 3.350,5 | 1.406,1 | 1.594,0 | 2.263,6 | June |
| 1.692,8 | 1.463,5 | 3.348,7 | 1.409,4 | 1.594,2 | 2.212,4 | July |
| 1.713,1 | 1.498,6 | 3.344,2 | 1.417,3 | 1.621,5 | 2.204,0 | Aug. |
| 1.724,6 | 1.481,9 | 3.341,9 | 1.424,7 | 1.658,1 | 2.243,6 | Sept. |
| 1.673,7 | 1.556,9 | 3.343,1 | 1.417,7 | 1.661,7 | 1.609,0 | Oct. |
| 1.673,3 | 1.551,1 | 3.346,9 | 1.416,5 | 1.688,7 | 1.553,8 | Nov. |
| 1.694,3 | 1.563,2 | 3.346,0 | 1.445,9 | 1.722,1 | 1.566,5 | Dec. |
| 1.699,8 | 1.530,6 | 3.345,7 | 1.446,1 | 1.716,8 | 1.716,6 | Jan. 2002 |
| 1.707,1 | 1.529,0 | 3.345,3 | 1.445,7 | 1.739,7 | 1.724,8 | Feb. |
| 1.725,7 | 1.537,6 | 3.344,1 | 1.447,8 | 1.753,1 | 1.818,6 | Mar. |
| 1.776,4 | 1.546,5 | 3.341,8 | 1.448,5 | 1.753,2 | 2.215,9 | Apr. |
| 1.776,0 | 1.537,4 | 3.335,0 | 1.452,2 | 1.767,6 | 2.199,4 | May |
| 1.770,8 | 1.539,3 | 3.325,8 | 1.450,5 | 1.767,5 | 2.158,2 | June |
| 1.769,5 | 1.536,7 | 3.318,9 | 1.450,3 | 1.767,5 | 2.157,9 | July |
| 1.781,1 | 1.544,8 | 3.321,3 | 1.454,1 | 1.769,4 | 2.220,7 | Aug. |
| 1.788,3 | 1.546,9 | 3.320,8 | 1.455,7 | 1.769,5 | 2.272,8 | Sept. |
| 1.742,1 | 1.572,7 | 3.320,7 | 1.455,7 | 1.769,5 | 1.815,1 | Oct. |
| 1.740,1 | 1.572,1 | 3.317,1 | 1.454,1 | 1.778,4 | 1.781,5 | Nov. |
| 1.759,9 | 1.597,1 | 3.314,1 | 1.453,5 | 1.778,4 | 1.878,6 | Dec. |

Since March 1983 new index. The new index differs from the old one because of changes in the weighting system, the base year and the composition of items. The weights used are based on national consumption in 1978, which is also the base year. The revised index comprises 150 items against 102 in the previous one.

56. Ενδεικτικές τιμές χονδρικής πώλησης εμπορευμάτων στην αγορά Αθηνών – Πειραιώς
Commodities: Indicative wholesale prices in the Athens – Piraeus market

| Έτος ή μήνας | Ελαιό- λαδο 0-1° Olive oil | Σίτος Wheat | Ρύζι γλασέ Rice «glasé» | Πατάτες Potatoes | Φασόλια Beans | Κρέας μόσχου Veal | Κρέας αμνού Lamb | Κρέας βόειο κατε- ψυγμένο Frozen beef | Τυρί φέτα Feta cheese | Βούτυρο μαγειρικό Butter | Βακαλάος Cod | Ζάχαρη Sugar |
|--------------------|--|----------------|----------------------------------|---------------------|------------------|-------------------------|------------------------|---|--------------------------------|--------------------------------|-----------------|-----------------|
| | <i>Μέση τιμή έτους ή μήνα σε ευρώ κατά χιλιόγραμμα</i> | | | | | | | | | | | |
| 2000 | 4,405 | 0,149 | 1,024 | 0,363 | 1,084 | 4,213 | 4,973 | 3,767 | 4,530 | 6,339 | 5,299 | 0,777 |
| 2001 | 4,046 | 0,169 | 1,119 | 0,491 | 1,131 | 5,098 | 5,428 | 4,059 | 4,675 | 6,357 | 6,393 | 0,777 |
| 2002 | 3,794 | 0,197 | 1,119 | 0,455 | 1,172 | 6,239 | 5,392 | 4,604 | 4,769 | 6,471 | 7,627 | 0,788 |
| 2000 | | | | | | | | | | | | |
| Ιαν. | 4,405 | 0,149 | 1,014 | 0,396 | 1,078 | 4,120 | 6,022 | 3,803 | 4,318 | 6,075 | 5,071 | 0,777 |
| Φεβρ. | 4,405 | 0,149 | 1,014 | 0,428 | 1,078 | 4,120 | 5,230 | 3,803 | 4,318 | 6,075 | 5,388 | 0,777 |
| Μάρτ. | 4,405 | 0,149 | 1,014 | 0,460 | 1,078 | 4,120 | 5,230 | 3,803 | 4,318 | 6,075 | 5,388 | 0,777 |
| Απρ. | 4,405 | 0,149 | 1,014 | 0,428 | 1,078 | 4,120 | 4,754 | 3,803 | 4,318 | 6,075 | 5,071 | 0,777 |
| Μάιος | 4,405 | 0,149 | 1,014 | 0,380 | 1,078 | 4,120 | 4,437 | 3,803 | 4,635 | 6,233 | 5,388 | 0,777 |
| Ιούν. | 4,405 | 0,149 | 1,014 | 0,285 | 1,078 | 4,279 | 4,596 | 3,803 | 4,635 | 6,233 | 5,388 | 0,777 |
| Ιούλ. | 4,405 | 0,149 | 1,014 | 0,285 | 1,078 | 4,279 | 4,754 | 3,803 | 4,635 | 6,233 | 5,388 | 0,777 |
| Αύγ. | 4,405 | 0,149 | 1,014 | 0,317 | 1,078 | 4,279 | 5,547 | 3,803 | 4,635 | 6,233 | 5,300 | 0,777 |
| Σεπτ. | 4,405 | 0,149 | 1,014 | 0,333 | 1,078 | 4,279 | 5,705 | 3,803 | 4,635 | 6,233 | 5,300 | 0,777 |
| Οκτ. | 4,405 | 0,149 | 1,054 | 0,349 | 1,101 | 4,358 | 6,339 | 3,657 | 4,635 | 6,233 | 5,300 | 0,777 |
| Νοέμ. | 4,405 | 0,149 | 1,054 | 0,349 | 1,101 | 4,358 | 6,339 | 3,657 | 4,635 | 6,233 | 5,300 | 0,777 |
| Δεκ. | 4,405 | 0,149 | 1,054 | 0,349 | 1,101 | 4,358 | 5,864 | 3,657 | 4,635 | 6,233 | 5,300 | 0,777 |
| 2001 | | | | | | | | | | | | |
| Ιαν. | 4,405 | 0,149 | 1,054 | 0,372 | 1,101 | 4,200 | 4,358 | 3,657 | 4,635 | 6,233 | 5,300 | 0,777 |
| Φεβρ. | 4,405 | 0,149 | 1,054 | 0,380 | 1,101 | 4,754 | 4,675 | 3,657 | 4,635 | 6,233 | 5,864 | 0,777 |
| Μάρτ. | 4,247 | 0,158 | 1,054 | 0,428 | 1,101 | 4,754 | 4,675 | 3,657 | 4,635 | 6,233 | 5,864 | 0,777 |
| Απρ. | 4,247 | 0,158 | 1,054 | 0,555 | 1,101 | 4,754 | 4,675 | 3,657 | 4,635 | 6,233 | 5,864 | 0,777 |
| Μάιος | 4,247 | 0,158 | 1,054 | 0,586 | 1,101 | 4,992 | 4,517 | 3,657 | 4,635 | 6,233 | 6,339 | 0,777 |
| Ιούν. | 3,970 | 0,165 | 1,125 | 0,578 | 1,125 | 4,833 | 4,754 | 4,120 | 4,635 | 6,445 | 6,339 | 0,777 |
| Ιούλ. | 3,970 | 0,174 | 1,125 | 0,555 | 1,125 | 4,596 | 5,705 | 4,200 | 4,635 | 6,445 | 6,339 | 0,777 |
| Αύγ. | 3,970 | 0,174 | 1,125 | 0,571 | 1,125 | 4,596 | 6,656 | 4,200 | 4,635 | 6,445 | 6,973 | 0,777 |
| Σεπτ. | 3,774 | 0,184 | 1,196 | 0,523 | 1,173 | 4,517 | 6,180 | 4,279 | 4,754 | 6,445 | 6,973 | 0,777 |
| Οκτ. | 3,773 | 0,184 | 1,196 | 0,428 | 1,173 | 6,339 | 6,735 | 4,437 | 4,754 | 6,445 | 6,973 | 0,777 |
| Νοέμ. | 3,773 | 0,184 | 1,196 | 0,428 | 1,173 | 6,497 | 6,180 | 4,596 | 4,754 | 6,445 | 6,973 | 0,777 |
| Δεκ. | 3,773 | 0,190 | 1,196 | 0,491 | 1,173 | 6,339 | 6,022 | 4,596 | 4,754 | 6,445 | 6,920 | 0,777 |
| 2002 | | | | | | | | | | | | |
| Ιαν. | 3,769 | 0,194 | 1,199 | 0,351 | 1,177 | 6,318 | 5,886 | 4,482 | 4,757 | 6,444 | 7,452 | 0,778 |
| Φεβρ. | 3,769 | 0,194 | 1,199 | 0,340 | 1,177 | 6,264 | 5,778 | 4,428 | 4,757 | 6,444 | 7,453 | 0,778 |
| Μάρτ. | 3,769 | 0,194 | 1,199 | 0,443 | 1,177 | 6,340 | 5,141 | 4,536 | 4,757 | 6,444 | 7,453 | 0,778 |
| Απρ. | 3,802 | 0,197 | 1,199 | 0,486 | 1,168 | 6,318 | 5,071 | 4,536 | 4,757 | 6,480 | 7,453 | 0,778 |
| Μάιος | 3,802 | 0,197 | 1,199 | 0,478 | 1,168 | 6,156 | 5,022 | 4,536 | 4,757 | 6,480 | 7,468 | 0,778 |
| Ιούν. | 3,802 | 0,199 | 1,199 | 0,475 | 1,168 | 6,156 | 5,022 | 4,536 | 4,757 | 6,480 | 7,468 | 0,778 |
| Ιούλ. | 3,802 | 0,199 | 1,199 | 0,475 | 1,168 | 6,156 | 4,914 | 4,536 | 4,757 | 6,480 | 7,468 | 0,778 |
| Αύγ. | 3,802 | 0,199 | 1,199 | 0,475 | 1,168 | 6,210 | 5,076 | 4,644 | 4,757 | 6,480 | 7,560 | 0,778 |
| Σεπτ. | 3,802 | 0,199 | 1,199 | 0,466 | 1,173 | 6,156 | 5,184 | 4,698 | 4,793 | 6,480 | 7,938 | 0,778 |
| Οκτ. | 3,802 | 0,199 | 1,199 | 0,406 | 1,173 | 6,156 | 5,670 | 4,698 | 4,793 | 6,480 | 7,938 | 0,778 |
| Νοέμ. | 3,802 | 0,199 | 1,199 | 0,475 | 1,173 | 6,372 | 5,872 | 4,752 | 4,793 | 6,480 | 7,938 | 0,778 |
| Δεκ. | 3,802 | 0,199 | 1,199 | 0,513 | 1,173 | 6,264 | 6,102 | 4,860 | 4,793 | 6,480 | 7,938 | 0,778 |

56. Ενδεικτικές τιμές χονδρικής πώλησης εμπορευμάτων στην αγορά Αθηνών – Πειραιώς (συνέχεια)
Commodities: Indicative wholesale prices in the Athens – Piraeus market (continued)

| Καφές Coffee | Βαμβάκι Cotton | Έρια Wool | Σίδηρος εμπορίου Iron | Σίδηρος μπετόν Con- struction steel | Τσιμέντο Cement | Σαπούνι πράσινο Green soap | Πετρέλαιο Diesel Oil | Βενζίνη Gasoline | Υφάσματα μάλλινα Woolen cloth | Επανωδέρ- ματα Leather | Ξυλεία οικοδομών Construction timber | Year or month |
|--|-------------------|--------------|-----------------------------|---|--------------------|-------------------------------------|----------------------------|---------------------|-------------------------------------|------------------------------|---|---------------------|
| <i>Average price for year or month in euros per kilogram</i> | | | | | | | <i>Λίτρο – Litre</i> | | <i>m</i> | <i>m²</i> | <i>m³</i> | |
| 2,536 | 1,253 | 1,385 | 0,356 | 0,294 | 0,072 | 1,252 | 0,587 | 0,783 | 39,136 | 28,704 | 311,665 | 2000 |
| 4,707 | 1,523 | 1,385 | 0,356 | 0,305 | 0,077 | 1,276 | 0,448 | 0,755 | 40,401 | 29,150 | 296,659 | 2001 |
| 6,550 | 1,460 | 1,365 | 0,426 | 0,314 | 0,081 | 1,347 | 0,471 | 0,767 | 41,693 | 31,063 | 284,672 | 2002 |
| 2,536 | 1,170 | 1,385 | 0,356 | 0,294 | 0,070 | 1,131 | 0,600 | 0,723 | 38,906 | 28,704 | 311,665 | Jan. 2000 |
| 2,536 | 1,170 | 1,385 | 0,356 | 0,294 | 0,072 | 1,252 | 0,611 | 0,765 | 38,906 | 28,704 | 311,665 | Feb. |
| 2,536 | 1,170 | 1,385 | 0,356 | 0,294 | 0,072 | 1,252 | 0,620 | 0,791 | 38,906 | 28,704 | 311,665 | Mar. |
| 2,536 | 1,170 | 1,385 | 0,356 | 0,294 | 0,072 | 1,252 | 0,615 | 0,772 | 38,906 | 28,704 | 311,665 | Apr. |
| 2,536 | 1,170 | 1,385 | 0,356 | 0,294 | 0,072 | 1,252 | 0,635 | 0,851 | 38,906 | 28,704 | 311,665 | May |
| 2,536 | 1,170 | 1,385 | 0,356 | 0,294 | 0,072 | 1,252 | 0,660 | 0,728 | 38,906 | 28,704 | 311,665 | June |
| 2,536 | 1,170 | 1,385 | 0,356 | 0,294 | 0,072 | 1,252 | 0,663 | 0,804 | 38,906 | 28,704 | 311,665 | July |
| 2,536 | 1,170 | 1,385 | 0,356 | 0,294 | 0,072 | 1,252 | 0,717 | 0,840 | 38,906 | 28,704 | 311,665 | Aug. |
| 2,536 | 1,170 | 1,385 | 0,356 | 0,294 | 0,072 | 1,252 | 0,769 | 0,643 | 38,906 | 28,704 | 311,665 | Sept. |
| 2,536 | 1,501 | 1,385 | 0,366 | 0,294 | 0,074 | 1,252 | 0,339 | 0,724 | 38,906 | 28,704 | 311,665 | Oct. |
| 2,536 | 1,501 | 1,385 | 0,366 | 0,294 | 0,074 | 1,252 | 0,472 | 0,825 | 38,906 | 28,704 | 311,665 | Nov. |
| 2,536 | 1,501 | 1,385 | 0,366 | 0,294 | 0,074 | 1,252 | 0,339 | 0,724 | 38,906 | 28,704 | 311,665 | Dec. |
| 2,536 | 1,501 | 1,385 | 0,366 | 0,294 | 0,074 | 1,252 | 0,314 | 0,775 | 38,824 | 28,704 | 311,665 | Jan. 2001 |
| 3,169 | 1,501 | 1,385 | 0,366 | 0,294 | 0,074 | 1,252 | 0,363 | 0,792 | 38,824 | 28,704 | 311,665 | Feb. |
| 2,853 | 1,501 | 1,385 | 0,366 | 0,294 | 0,074 | 1,252 | 0,317 | 0,796 | 38,824 | 28,704 | 311,665 | Mar. |
| 3,962 | 1,501 | 1,385 | 0,373 | 0,294 | 0,074 | 1,252 | 0,344 | 0,865 | 38,824 | 28,704 | 311,665 | Apr. |
| 4,437 | 1,535 | 1,385 | 0,320 | 0,320 | 0,078 | 1,252 | 0,671 | 0,869 | 38,824 | 28,704 | 294,351 | May |
| 4,754 | 1,558 | 1,385 | 0,391 | 0,312 | 0,079 | 1,252 | 0,672 | 0,797 | 38,824 | 28,704 | 294,351 | June |
| 5,388 | 1,558 | 1,385 | 0,391 | 0,305 | 0,079 | 1,252 | 0,642 | 0,773 | 38,824 | 28,704 | 294,351 | July |
| 5,705 | 1,593 | 1,385 | 0,373 | 0,310 | 0,079 | 1,252 | 0,633 | 0,782 | 38,824 | 28,704 | 294,351 | Aug. |
| 5,673 | 1,593 | 1,385 | 0,391 | 0,306 | 0,079 | 1,315 | 0,649 | 0,776 | 41,555 | 28,781 | 283,962 | Sept. |
| 5,990 | 1,478 | 1,385 | 0,391 | 0,306 | 0,079 | 1,315 | 0,273 | 0,620 | 41,555 | 28,781 | 283,962 | Oct. |
| 5,990 | 1,478 | 1,385 | 0,391 | 0,306 | 0,080 | 1,315 | 0,244 | 0,605 | 41,555 | 28,781 | 283,962 | Nov. |
| 6,022 | 1,478 | 1,385 | 0,425 | 0,313 | 0,080 | 1,347 | 0,251 | 0,607 | 41,555 | 30,820 | 283,962 | Dec. |
| 6,242 | 1,475 | 1,387 | 0,425 | 0,313 | 0,080 | 1,347 | 0,301 | 0,716 | 41,550 | 30,820 | 283,960 | Jan. 2002 |
| 6,264 | 1,451 | 1,387 | 0,425 | 0,313 | 0,080 | 1,347 | 0,243 | 0,725 | 41,550 | 30,910 | 283,960 | Feb. |
| 6,242 | 1,451 | 1,387 | 0,425 | 0,313 | 0,080 | 1,347 | 0,327 | 0,777 | 41,550 | 30,910 | 283,960 | Mar. |
| 6,242 | 1,451 | 1,387 | 0,425 | 0,313 | 0,080 | 1,347 | 0,639 | 0,793 | 41,550 | 30,910 | 283,960 | Apr. |
| 6,253 | 1,475 | 1,387 | 0,425 | 0,314 | 0,080 | 1,347 | 0,631 | 0,778 | 41,550 | 31,150 | 284,140 | May |
| 6,739 | 1,475 | 1,387 | 0,425 | 0,314 | 0,080 | 1,347 | 0,615 | 0,771 | 41,550 | 31,150 | 284,140 | June |
| 6,750 | 1,372 | 1,264 | 0,425 | 0,314 | 0,080 | 1,347 | 0,611 | 0,773 | 41,560 | 31,150 | 284,140 | July |
| 6,761 | 1,372 | 1,264 | 0,426 | 0,314 | 0,080 | 1,347 | 0,637 | 0,776 | 41,890 | 31,150 | 285,560 | Aug. |
| 6,777 | 1,499 | 1,381 | 0,429 | 0,314 | 0,080 | 1,347 | 0,646 | 0,788 | 41,890 | 31,150 | 285,560 | Sept. |
| 6,777 | 1,499 | 1,381 | 0,429 | 0,314 | 0,080 | 1,347 | 0,317 | 0,774 | 41,890 | 31,150 | 285,560 | Oct. |
| 6,777 | 1,499 | 1,381 | 0,429 | 0,314 | 0,083 | 1,347 | 0,319 | 0,474 | 41,890 | 31,150 | 285,560 | Nov. |
| 6,777 | 1,499 | 1,381 | 0,429 | 0,314 | 0,083 | 1,347 | 0,362 | 0,791 | 41,890 | 31,150 | 285,560 | Dec. |

57. Δείκτης τιμών παραγωγής και χονδρικής πώλησης*
Index numbers of producers prices and wholesale prices*

1990 = 100

| Έτος ή μήνας | ΗΠΑ – USA | | | Καναδάς Canada | Ιαπωνία – Japan | | | Γερμανία Germany | | Γαλλία France |
|--------------------|---------------------|------------------|--------------------------|-------------------|------------------------|------------------|-------------------------|---------------------|--------------------------|--------------------------|
| | Εγχώρια προσφορά | Πρώτες ύλες | Ενδιάμεσα προϊόντα | Πρώτες ύλες | Εγχώρια παραγωγή | Πρώτες ύλες | Βιομηχανικά προϊόντα | Εγχώρια προσφορά | Γεωργικά προϊόντα | Αγροτικά προϊόντα |
| | Domestic supply | Raw materials | Intermediate products | Raw materials | Domestic production | Raw materials | Industrial products | Domestic supply | Agricultural products | Agricultural products |
| 1996 | 110 | 104 | 110 | 122 | 95 | 86 | 95 | 104 | 91 | 89 |
| 1997 | 110 | 102 | 110 | 120 | 97 | 97 | 97 | 105 | 93 | 90 |
| 1998 | 107 | 89 | 107 | 103 | 94 | 83 | 94 | 103 | 88 | 90 |
| 1999 | 108 | 90 | 118 | 111 | 92 | 78 | 92 | 102 | 84 | 86 |
| 2000 | 114 | 110 | 113 | 136 | 93 | 89 | 93 | 106 | 89 | 89 |
| 2001 | 115 | 110 | 113 | 134 | 92 | 92 | 92 | 110 | 92 | ... |
| 2002 | ... | ... | ... | ... | ... | ... | ... | ... | ... | ... |
| 2000 Ιαν. | 110 | 98 | 110 | 128 | 92 | 84 | 93 | 104 | 84 | 88 |
| Φεβρ. | 112 | 101 | 111 | 133 | 92 | 87 | 93 | 104 | 86 | 88 |
| Μάρτ. | 112 | 104 | 112 | 133 | 92 | 87 | 93 | 104 | 89 | 87 |
| Απρ. | 112 | 102 | 112 | 127 | 92 | 86 | 93 | 104 | 88 | 88 |
| Μάιος | 113 | 106 | 112 | 134 | 92 | 86 | 93 | 105 | 89 | 88 |
| Ιούν. | 115 | 115 | 113 | 137 | 92 | 87 | 93 | 105 | 90 | 86 |
| Ιούλ. | 115 | 113 | 114 | 134 | 93 | 90 | 92 | 106 | 90 | 87 |
| Αύγ. | 114 | 109 | 113 | 137 | 93 | 90 | 93 | 106 | 90 | 88 |
| Σεπτ. | 116 | 116 | 114 | 141 | 92 | 90 | 93 | 107 | 90 | 88 |
| Οκτ. | 116 | 118 | 114 | 143 | 92 | 92 | 93 | 108 | 91 | 89 |
| Νοέμ. | 116 | 118 | 114 | 146 | 95 | 93 | 92 | 108 | 92 | 89 |
| Δεκ. | 117 | 125 | 114 | 135 | 92 | 96 | 93 | 108 | 91 | 88 |
| 2001 Ιαν. | 119 | 142 | 115 | 136 | 92 | 92 | 92 | 109 | 100 | 89 |
| Φεβρ. | 118 | 121 | 115 | 139 | 92 | 90 | 92 | 109 | ... | 89 |
| Μάρτ. | 117 | 121 | 114 | 136 | 92 | 93 | 92 | 109 | ... | 91 |
| Απρ. | 117 | 122 | 114 | 137 | 92 | 94 | 92 | 109 | ... | 91 |
| Μάιος | 117 | 120 | 115 | 137 | 92 | 94 | 92 | ... | ... | 94 |
| Ιούν. | 117 | 111 | 115 | .. | 92 | 95 | 92 | 111 | 101 | 91 |
| Ιούλ. | 115 | 107 | 114 | 132 | 92 | 96 | 92 | 110 | 92 | 90 |
| Αύγ. | 115 | 104 | 113 | 131 | 92 | 93 | 92 | 110 | 93 | 91 |
| Σεπτ. | 115 | 99 | 114 | 135 | 91 | 91 | 92 | 110 | 93 | 91 |
| Οκτ. | 112 | 90 | 112 | 128 | 91 | 91 | 91 | 109 | 92 | 89 |
| Νοέμ. | 112 | 96 | 111 | 134 | 90 | 88 | 91 | 108 | 92 | 89 |
| Δεκ. | 110 | 87 | 110 | 133 | 90 | 89 | 91 | 108 | 92 | 91 |
| 2002 Ιαν. | 110 | 91 | 110 | 124 | 90 | 89 | 91 | 110 | 90 | 94 |
| Φεβρ. | 110 | 90 | 109 | 126 | 91 | 90 | 91 | 110 | 91 | 97 |
| Μάρτ. | ... | ... | ... | ... | ... | ... | ... | ... | ... | ... |
| Απρ. | ... | ... | ... | ... | ... | ... | ... | ... | ... | ... |
| Μάιος | ... | ... | ... | ... | ... | ... | ... | ... | ... | ... |
| Ιούν. | ... | ... | ... | ... | ... | ... | ... | ... | ... | ... |
| Ιούλ. | ... | ... | ... | ... | ... | ... | ... | ... | ... | ... |
| Αύγ. | ... | ... | ... | ... | ... | ... | ... | ... | ... | ... |
| Σεπτ. | ... | ... | ... | ... | ... | ... | ... | ... | ... | ... |
| Οκτ. | ... | ... | ... | ... | ... | ... | ... | ... | ... | ... |
| Νοέμ. | ... | ... | ... | ... | ... | ... | ... | ... | ... | ... |
| Δεκ. | ... | ... | ... | ... | ... | ... | ... | ... | ... | ... |

Πηγή: Monthly Bulletin of Statistics.

* Οι παραπάνω δείκτες αντικαθιστούν και συνεχίζουν τους "Δείκτες τιμών χονδρικής ξένων χωρών" που δημοσιεύονταν μέχρι το τεύχος Φεβρουαρίου 1984. Για περισσότερες λεπτομέρειες βλέπε UN, Monthly Bulletin of Statistics, February 1984.

** Οι Δείκτες Τιμών Παραγωγής και Χονδρικής Πωλήσεως των Γεωργικών Προϊόντων του Ην. Βασιλείου έχουν αλλάξει από το 1996.

57. Δείκτης τιμών παραγωγής και χονδρικής πώλησης (συνέχεια)
Index numbers of producers prices and wholesale prices (continued)

1990 = 100

| Ην. Βασίλειο United Kingdom | | Ιταλία Italy | | Ολλανδία Netherlands | | Βέλγιο Belgium | Δανία Denmark | | Ιρλανδία Ireland | | Year or month |
|--|---|---|---|---|---|--|---|---|---|---|---------------------|
| Γεωργικά προϊόντα Agricultural products | Βιομηχανικά προϊόντα Industrial products | Βιομηχανικά προϊόντα Industrial products | Καταναλωτ. είδη Consumers' goods | Καταναλωτ. είδη Consumers' goods | Βιομηχανικά προϊόντα Industrial products | Γεωργικά προϊόντα Agricultural products | Εγχώρια προσφορά Domestic supply | Καταναλωτ. είδη Consumers' goods | Εγχώρια προσφορά Domestic supply | Βιομηχανικά προϊόντα Industrial products | |
| **114 | 123 | 133 | 133 | 102 | 106 | 107 | 104 | 104 | 112 | 112 | 1996 |
| 99 | 123 | 136 | 134 | 104 | 108 | 111 | 106 | 106 | 109 | 111 | 1997 |
| 90 | 123 | ... | 136 | 103 | 102 | 109 | 105 | 106 | 112 | 112 | 1998 |
| 86 | 122 | ... | ... | 104 | 102 | 107 | 106 | 106 | 112 | 113 | 1999 |
| 84 | 130 | ... | ... | 111 | 110 | 111 | 112 | 109 | 119 | 120 | 2000 |
| ... | 124 | ... | 143 | 114 | 113 | 116 | 115 | 112 | ... | ... | 2001 |
| ... | ... | ... | ... | ... | ... | ... | ... | ... | ... | ... | 2002 |
| 82 | 123 | ... | ... | 107 | 106 | 108 | 109 | 107 | 116 | 117 | Jan. 2000 |
| 82 | 123 | ... | ... | 108 | 107 | 108 | 110 | 107 | 116 | 117 | Feb. |
| 83 | 123 | ... | ... | 109 | 108 | 109 | 111 | 108 | 118 | 118 | Mar. |
| 82 | 124 | ... | ... | 109 | 108 | 109 | 111 | 108 | 118 | 119 | Apr. |
| 81 | 124 | ... | ... | 110 | 109 | 110 | 112 | 109 | 119 | 119 | May |
| 86 | 124 | ... | ... | 111 | 110 | 111 | 113 | 110 | 120 | 119 | June |
| 87 | 124 | ... | ... | 111 | 111 | 111 | 112 | 110 | 120 | 120 | July |
| 86 | 124 | ... | ... | 111 | 111 | 111 | 112 | 110 | 120 | 121 | Aug. |
| 83 | 124 | ... | ... | 113 | 113 | 112 | 115 | 112 | 122 | 122 | Sept. |
| 84 | 124 | ... | ... | 113 | 114 | 113 | 115 | 110 | 123 | 123 | Oct. |
| 86 | 124 | ... | ... | 113 | 114 | 114 | 115 | 110 | 122 | 122 | Nov. |
| 88 | 124 | ... | ... | 112 | 113 | 114 | 113 | 110 | 122 | 122 | Dec. |
| 89 | 124 | ... | 141 | 113 | 114 | 113 | 113 | 110 | 123 | 121 | Jan. 2001 |
| 88 | 124 | ... | 142 | 114 | 115 | 114 | 114 | 110 | 122 | 121 | Feb. |
| 89 | 124 | ... | 142 | 115 | 115 | 138 | 114 | 112 | 122 | 121 | Mar. |
| 91 | 124 | ... | 143 | 116 | 115 | 117 | 115 | 113 | ... | 122 | Apr. |
| ... | 124 | ... | 143 | 116 | 115 | 116 | 115 | 112 | 122 | 122 | May |
| ... | 124 | ... | 143 | 115 | 115 | 116 | 116 | 114 | 123 | 123 | June |
| ... | 124 | ... | 143 | 115 | 113 | 115 | 115 | 112 | 123 | 123 | July |
| ... | 124 | ... | 143 | 115 | 113 | 116 | 115 | 112 | 122 | ... | Aug. |
| ... | 124 | ... | 143 | 115 | 114 | 116 | 115 | 112 | 122 | ... | Sept. |
| ... | 124 | ... | 143 | 114 | 112 | 116 | 114 | 113 | ... | ... | Oct. |
| ... | 124 | ... | 143 | 113 | 111 | 116 | 114 | 113 | ... | ... | Nov. |
| ... | 124 | ... | 144 | 113 | 111 | 115 | 114 | 113 | ... | ... | Dec. |
| ... | 124 | ... | 144 | 114 | 111 | ... | 114 | 113 | ... | ... | Jan. 2002 |
| ... | 124 | ... | 144 | 114 | 112 | ... | 114 | 113 | ... | ... | Feb. |
| ... | ... | ... | ... | ... | ... | ... | ... | ... | ... | ... | Mar. |
| ... | ... | ... | ... | ... | ... | ... | ... | ... | ... | ... | Apr. |
| ... | ... | ... | ... | ... | ... | ... | ... | ... | ... | ... | May |
| ... | ... | ... | ... | ... | ... | ... | ... | ... | ... | ... | June |
| ... | ... | ... | ... | ... | ... | ... | ... | ... | ... | ... | July |
| ... | ... | ... | ... | ... | ... | ... | ... | ... | ... | ... | Aug. |
| ... | ... | ... | ... | ... | ... | ... | ... | ... | ... | ... | Sept. |
| ... | ... | ... | ... | ... | ... | ... | ... | ... | ... | ... | Oct. |
| ... | ... | ... | ... | ... | ... | ... | ... | ... | ... | ... | Nov. |
| ... | ... | ... | ... | ... | ... | ... | ... | ... | ... | ... | Dec. |

Source: Monthly Bulletin of Statistics.

* The above indices replace and continue the "Wholesale price indices of foreign countries" published until the Issue of February 1984. For more details see UN, Monthly Bulletin of Statistics February 1984.

** The index numbers of producers prices and wholesale prices of agricultural products for United Kingdom have been changed since 1996.

58. Χονδρικές τιμές εμπορευμάτων στη διεθνή αγορά
Wholesale commodity prices the in world market

| Εμπόρευμα προέλευση αγορά (τιμή και μονάδα) | Έτος ή μήνας | Πετρέλαιο - Petroleum Average crude price* (US \$/barrel) | Μέταλλα και μεταλλεύματα - Metals and ores | | | | | | | | | | Υφαντικές ύλες Textiles | | |
|---|--------------------|---|--|---|--|---|--|--|--|---|--|--|--|---|--|
| | | | Χρυσός - Gold United Kingdom (London) (US \$/Fine ounce) | Άργυρος - Silver United States (N.Y.) (US cents/troy ounce) | Αλουμίνιο - Aluminium Canada (United Kingdom) (US cents/pound) | Νικέλιο - Nickel United Kingdom (N.Europe ports) (US cents/pound) | Χαλκός - Copper United Kingdom (London) (US cents/pound) | Μόλυβδος - Lead United Kingdom (London) (US cents/pound) | Κασσίτερος - Tin All origins (London) (US cents/pound) | Ψευδάργυρος - Zinc United Kingdom (London) (US cents/pound) | Μαγγάνιο - Manganese India (US ports) (US \$/long ton) | Σίδηρος - Iron Ore Brazil (North Sea ports) (US \$/metric ton) | Βαμβάκι - Cotton Liverpool Index (US cent/pound) | Έρια - Wool Australia - NZ (UK) 64's (US cent/kilogram) | Ιούρη - Jute Bangladesh - (Chitta-Chalna) (US \$/metric ton) |
| 1993 | | 16,13 | 359,73 | 429,8 | 51,71 | 240,78 | 86,86 | 18,48 | 234,40 | 43,73 | 298,09 | 28,11 | 58,02 | 384,74 | 271,25 |
| 1994 | | 15,95 | 384,22 | 528,4 | 66,93 | 287,21 | 104,58 | 24,89 | 247,66 | 45,28 | 212,93 | 25,47 | 79,72 | 619,00 | 295,67 |
| 1995 | | 17,20 | 384,16 | 519,2 | 81,88 | 373,02 | 133,00 | 28,55 | 288,11 | 46,77 | 202,79 | 27,00 | 73,73 | 651,86 | 365,67 |
| 1996 | | 20,37 | 387,82 | 518,3 | 68,35 | 340,38 | 104,03 | 35,11 | 279,36 | 46,49 | 203,21 | 28,60 | 80,54 | 554,28 | 454,25 |
| 1997 | | 19,27 | 331,10 | 489,2 | 72,54 | 314,10 | 103,20 | 28,26 | 255,85 | 59,64 | 203,21 | 28,71 | 79,23 | 759,84 | 302,00 |
| 1998 | | 13,07 | 294,20 | 553,4 | 61,58 | 209,72 | 75,01 | 23,90 | 251,12 | 46,46 | 203,21 | 29,69 | 65,53 | 552,81 | 259,08 |
| 1999 | | 18,14 | 278,78 | 525,0 | 61,69 | 272,27 | 71,33 | 22,76 | 244,55 | 48,80 | 203,21 | 26,96 | 53,13 | 619,25 | 275,67 |
| 2000 | | 28,24 | 279,00 | 499,9 | 70,39 | 391,48 | 82,31 | 20,60 | 246,57 | 51,15 | ... | ... | 59,05 | 733,54 | ... |
| 2001 | | 24,28 | 271,09 | 438,6 | 65,63 | 270,78 | 71,68 | 21,61 | 203,64 | 40,23 | ... | ... | 48,00 | 623,44 | ... |
| 2002 | | ... | ... | ... | ... | ... | ... | ... | ... | ... | ... | ... | ... | ... | ... |
| 2001 | Ιαν. | 27,85 | 265,49 | 470,2 | 73,50 | 316,42 | 81,06 | 21,71 | 234,44 | 46,84 | ... | ... | 43,28 | 325,47 | ... |
| | Φεβρ. | 27,50 | 262,09 | 457,3 | 72,90 | 296,96 | 80,11 | 22,76 | 232,30 | 45,61 | ... | ... | 42,95 | 291,77 | ... |
| | Μάρτ. | 24,99 | 263,03 | 439,9 | 68,60 | 279,65 | 79,02 | 22,63 | 229,05 | 44,00 | 45,61 | ... | 37,34 | 306,02 | ... |
| | Απρ. | 25,66 | 260,48 | 439,3 | 68,00 | 288,63 | 75,57 | 21,66 | 224,52 | 44,00 | ... | ... | 33,11 | 327,52 | ... |
| | Μάιος | 27,52 | 272,35 | 443,6 | 70,00 | 321,44 | 76,42 | 21,14 | 224,61 | 42,55 | ... | ... | 31,96 | 325,69 | ... |
| | Ιούν. | 26,97 | 270,20 | 436,8 | 66,70 | 302,74 | 73,05 | 20,17 | 218,93 | 40,68 | ... | ... | 29,11 | 326,92 | ... |
| | Ιούλ. | 24,78 | 267,53 | 425,5 | 64,30 | 270,46 | 69,25 | 20,96 | 197,02 | 38,71 | ... | ... | 28,74 | 515,00 | ... |
| | Αύγ. | 25,82 | 272,09 | 420,7 | 62,50 | 250,64 | 66,52 | 21,94 | 178,24 | 37,65 | ... | ... | 27,18 | 611,42 | ... |
| | Σεπτ. | 24,56 | 284,47 | 439,2 | 61,10 | 229,41 | 64,76 | 21,08 | 167,76 | 36,27 | ... | ... | 25,85 | 530,97 | ... |
| | Οκτ. | 20,73 | 282,27 | 441,9 | 58,20 | 219,12 | 62,48 | 21,25 | 170,06 | 34,55 | ... | ... | 21,84 | 451,43 | ... |
| | Νοέμ. | 18,66 | 277,18 | 412,4 | 60,50 | 232,75 | 65,06 | 22,08 | 184,13 | 35,12 | ... | ... | 24,79 | 466,09 | ... |
| | Δεκ. | 18,48 | 275,84 | 436,7 | 61,20 | 241,12 | 66,81 | 21,90 | 182,46 | 34,38 | ... | ... | 24,79 | 506,12 | ... |
| 2002 | Ιαν. | 19,29 | 290,11 | 450,2 | 62,20 | 274,94 | 68,41 | 23,18 | 175,45 | 36,02 | ... | ... | 43,42 | 599,55 | ... |
| | Φεβρ. | 19,96 | 290,11 | 444,8 | 62,20 | 273,97 | 70,82 | 21,81 | 168,95 | 35,08 | ... | ... | 42,81 | 621,99 | ... |
| | Μάρτ. | 23,64 | 290,11 | 457,0 | 63,70 | 296,79 | 72,91 | 21,80 | 174,67 | 37,19 | ... | ... | 42,04 | 607,57 | ... |
| | Απρ. | 25,43 | 312,78 | 460,5 | 62,20 | 315,56 | 72,06 | 21,41 | 182,64 | 36,63 | ... | ... | 41,38 | 614,56 | ... |
| | Μάιος | 25,76 | 312,78 | 473,6 | 61,00 | 307,14 | 72,44 | 20,43 | 188,37 | 34,85 | ... | ... | 39,39 | 619,09 | ... |
| | Ιούν. | 24,50 | 312,78 | 492,1 | 61,50 | 324,21 | 74,87 | 19,96 | 195,20 | 34,90 | ... | ... | 43,48 | 603,14 | ... |
| | Ιούλ. | 25,77 | 313,29 | 494,6 | 60,70 | 323,76 | 72,04 | 20,23 | 195,67 | 36,06 | ... | ... | 46,70 | 569,12 | ... |
| | Αύγ. | 26,88 | 310,28 | 456,2 | 58,70 | 305,58 | 67,26 | 19,25 | 173,83 | 33,97 | ... | ... | 49,32 | 575,72 | ... |
| | Σεπτ. | 28,30 | 319,14 | 459,4 | 59,00 | 302,32 | 67,08 | 19,08 | 179,70 | 34,30 | ... | ... | 49,98 | 642,41 | ... |
| | Οκτ. | 27,53 | 316,56 | 442,3 | 59,50 | 309,30 | 67,41 | 18,97 | 192,42 | 34,25 | ... | ... | 49,56 | 748,18 | ... |
| | Νοέμ. | ... | ... | ... | ... | ... | ... | ... | ... | ... | ... | ... | ... | ... | ... |
| | Δεκ. | ... | ... | ... | ... | ... | ... | ... | ... | ... | ... | ... | ... | ... | ... |

* Μέσος όρος τιμών, ευκαιρίας αργού πετρελαίου (spot crude oil prices), των χωρών Dubai, Fateh, U.K. Brent και Δ. Τέξας που αντιστοιχούν σε ίση κατανάλωση των τύπων μεσαίο, ελαφρύ και βαρύ (medium, light, heavy) για όλο τον κόσμο από το 1995.

Συντελεστές μετατροπής: 1 μετρικός τόνος = 7,33 βαρέλια, 1 μετρικός τόνος = 0,98421 μεγάλου τόνου, 1 μετρικός τόνος = 1,10231 μικρού τόνου, 1 ουγγιά = 31,1035 γραμ.

Πηγή: IMF, International Financial Statistics.

58. Χονδρικές τιμές εμπορευμάτων στη διεθνή αγορά (συνέχεια)
Wholesale commodity prices in the world market (continued)

| Δημητριακά Cereals | | | Τρόφιμα – Food | | | | | | | Λιπάσματα Fertilisers | | | Διάφορα – Other | | | | | Commodity origin, market (price and unit) | Year or month |
|---|--|--|---|--|--|---|--|--|--|--|--|--|---|--|--|--|-------|--|---------------------|
| Αρβόσπορος – Maize United States (Chicago) (US \$/bushel) | Σίτος – Wheat United States (US Gulf Ports) (US \$/bushel) | Ρύζι – Rice United States (New Orleans) (US \$/metric ton) | Κρέας βόειο – Beef Australia/NZ (US ports) (US cents/pound) | Κρέας αμνού – Lamb New Zealand (London) (US cents/pound) | Ζάχαρη – Sugar EEC import price (US cents/pound) | Καφές – Coffee Brazil (New York) (US cents/pound) | Κακάο – Cocoa beans Other* Mild (New York) | Τσάι – Tea Average auction (London) (US cents/pound) | Ανθρακικό κάλιο – Potash Canada (Vancouver) (US \$/metric ton) | Φωσφορικά – Phosphate Rock Morocco (Casablanca) (US \$/metric ton) | Υπερφωσφορικό – Superphosphate United States (US Gulf Port) (US \$/metric ton) | Δέρματα – Hides United States (Chicago) (US cents/pound) | Καννός – Tobacco United States (All markets) (US cents/pound) | Καουτσούκ – Rubber All origins (New York) (US cents/pound) | Χαρτολάτρως – Pulp Sweden (North sea Ports) (US \$/metric ton) | Χάρτις, Σπινό/Υφαντικός – Newsprint United States (New York) (US \$/short ton) | | | |
| 2,45 | 4,41 | 401,14 | 118,74 | 124,12 | 28,10 | 69,94 | 50,41 | 84,20 | 107,42 | 33,00 | 111,95 | 80,03 | 2,695 | 47,36 | 354,02 | 464,39 | | 1993 | |
| 2,59 | 4,08 | 389,15 | 105,82 | 125,67 | 28,20 | 148,53 | 63,31 | 83,15 | 105,72 | 33,00 | 132,11 | 86,82 | 2,642 | 48,93 | 552,46 | 482,88 | | 1994 | |
| 2,82 | 4,82 | 389,50 | 86,50 | 113,24 | 31,19 | 149,41 | 64,98 | 74,46 | 117,76 | 35,00 | 149,63 | 88,14 | 2,643 | 50,17 | 553,45 | 495,63 | | 1995 | |
| 4,10 | 5,64 | 463,97 | 80,97 | 145,46 | 31,15 | 120,25 | 66,01 | 80,36 | 116,93 | 39,00 | 175,83 | 87,32 | 3,057 | 48,56 | 574,12 | 488,48 | | 1996 | |
| 2,85 | 4,35 | 441,53 | 84,17 | 150,28 | 28,38 | 185,02 | 73,43 | 107,59 | 116,53 | 40,83 | 171,91 | 88,25 | 3,532 | 47,43 | 554,87 | 410,16 | | 1997 | |
| 2,58 | 3,43 | 444,34 | 78,30 | 116,01 | 27,13 | 132,40 | 76,02 | 108,21 | 116,89 | 43,00 | 173,67 | 76,69 | 3,336 | 46,61 | 508,77 | 439,19 | | 1998 | |
| 2,29 | 3,05 | 450,65 | 83,14 | 115,84 | 26,84 | 101,67 | 51,49 | 105,40 | 121,64 | 44,00 | 154,50 | 72,15 | 3,085 | 45,29 | 500,14 | | | 1999 | |
| 2,24 | 3,10 | 367,29 | 87,79 | 112,85 | 25,16 | 85,05 | 41,00 | 112,55 | 122,50 | 43,75 | 137,72 | 80,22 | 2,988 | 47,35 | 664,63 | 390,56 | | 2000 | |
| 2,28 | 3,45 | 306,58 | 96,54 | 130,25 | 23,88 | 61,91 | 49,37 | 89,87 | 118,08 | 41,84 | 126,88 | 84,62 | 3,001 | 48,86 | 518,71 | 424,71 | | 2001 | |
| ... | ... | ... | ... | ... | ... | ... | ... | ... | ... | ... | ... | ... | ... | ... | ... | ... | | 2002 | |
| 2,40 | 3,62 | 320,40 | 87,81 | 124,7 | 24,25 | 64,98 | 45,31 | 107,09 | 122,50 | 44,00 | 129,00 | 85,32 | 2,909 | 48,77 | 640,20 | 428,57 | Jan. | 2001 | |
| 2,35 | 3,49 | 320,78 | 87,56 | 124,3 | 24,12 | 62,46 | 52,50 | 104,33 | 122,50 | 44,00 | 129,00 | 84,49 | 2,959 | 49,21 | 616,70 | 433,16 | Feb. | | |
| 2,31 | 3,55 | 315,14 | 91,06 | 139,6 | 23,97 | 60,35 | 51,00 | 101,98 | 119,50 | 44,00 | 129,00 | 93,27 | 3,017 | 49,49 | 581,40 | 436,84 | Mar. | | |
| 2,22 | 3,52 | 307,75 | 90,11 | 133,3 | 23,80 | 55,01 | 49,15 | 96,32 | 117,50 | 44,00 | 129,00 | 101,32 | 3,005 | 49,45 | 581,40 | 460,73 | Apr. | | |
| 2,16 | 3,67 | 295,43 | 91,49 | 130,4 | 23,64 | 57,19 | 48,87 | 88,71 | 117,50 | 41,00 | 125,50 | 102,29 | 3,044 | 49,21 | 546,70 | 448,17 | May | | |
| 2,11 | 3,46 | 295,43 | 94,45 | 124,1 | 23,23 | 51,76 | 44,15 | 86,64 | 117,50 | 41,00 | 122,50 | 97,53 | 3,034 | 49,41 | 504,00 | 453,38 | June | | |
| 2,11 | 3,36 | 292,96 | 98,45 | 118,20 | 23,45 | 58,47 | 43,79 | 88,95 | 117,50 | 41,00 | 123,80 | 87,89 | 3,049 | 49,53 | 464,70 | 447,56 | July | | |
| 2,36 | 3,32 | 288,38 | 101,80 | 118,70 | 23,77 | 59,68 | 46,83 | 89,69 | 117,50 | 41,00 | 125,00 | 76,94 | 3,032 | 49,01 | 413,30 | 436,23 | Aug. | | |
| 2,28 | 3,32 | 317,26 | 107,25 | 127,00 | 24,26 | 57,71 | 46,55 | 86,59 | 117,50 | 41,00 | 124,40 | 73,06 | 3,034 | 48,73 | 420,80 | 400,49 | Sept. | | |
| 2,19 | 3,36 | 319,02 | 103,39 | 117,70 | 24,07 | 56,53 | 49,21 | 80,40 | 117,50 | 41,00 | 124,40 | 70,88 | 2,976 | 47,81 | 440,60 | 397,32 | Oct. | | |
| 2,28 | 3,41 | 305,64 | 104,28 | 120,50 | 23,86 | 58,96 | 55,86 | 73,52 | 115,00 | 41,00 | 130,00 | 72,88 | 2,976 | 47,77 | 442,40 | 367,91 | Nov. | | |
| 2,34 | 3,33 | 309,16 | 100,83 | 136,20 | 23,86 | 55,60 | 60,66 | 74,19 | 115,00 | 41,00 | 131,00 | 69,60 | 2,976 | 47,61 | 442,40 | 359,64 | Dec. | | |
| 2,34 | 3,41 | 302,47 | 101,05 | 138,10 | 23,75 | 57,34 | 62,86 | 131,00 | 115,00 | 41,00 | 131,00 | 68,35 | 2,825 | 47,21 | 440,00 | 348,00 | Jan. | 2002 | |
| 2,30 | 3,36 | 297,19 | 102,95 | 137,10 | 23,59 | 60,51 | 67,60 | 138,00 | 115,00 | 41,00 | 138,00 | 72,24 | 2,786 | 46,97 | 424,90 | 327,17 | Feb. | | |
| 2,28 | 3,34 | 300,00 | 109,03 | 137,40 | 23,59 | 66,38 | 72,21 | 138,00 | 116,00 | 41,00 | 138,00 | 80,30 | 2,756 | 46,93 | 429,20 | 325,33 | Mar. | | |
| 2,21 | 3,37 | 300,00 | 103,74 | 137,80 | 23,92 | 65,78 | 71,13 | 132,00 | 113,80 | 41,00 | 132,00 | 83,69 | 2,734 | 46,65 | 429,90 | 323,19 | Apr. | | |
| 2,29 | 3,31 | 291,20 | 96,47 | 141,10 | 24,20 | 58,43 | 72,79 | 136,10 | 112,50 | 41,00 | 136,10 | 84,25 | 2,766 | 46,65 | 438,70 | 301,44 | May | | |
| 2,37 | 3,59 | 294,20 | 93,89 | 143,30 | 24,61 | 55,16 | 75,14 | 128,90 | 112,50 | 41,00 | 128,90 | 86,98 | 2,766 | 46,81 | 487,30 | 301,74 | June | | |
| 2,53 | 4,06 | 280,64 | 96,90 | 150,80 | 25,77 | 53,09 | 84,91 | 127,40 | 112,50 | 41,00 | 127,40 | 84,29 | 2,771 | 46,97 | 495,00 | 309,40 | July | | |
| 2,80 | 4,40 | 280,64 | 95,73 | 148,80 | 25,48 | 52,02 | 89,21 | 133,30 | 112,50 | 41,00 | 133,30 | 85,63 | 2,722 | 47,73 | 483,40 | 310,93 | Aug. | | |
| 2,89 | 5,11 | 322,54 | 95,56 | 150,40 | 25,79 | 57,58 | 98,31 | 133,50 | 112,50 | 41,00 | 135,50 | 85,74 | 2,671 | 48,37 | 473,70 | 319,31 | Sept. | | |
| ... | 5,18 | 322,54 | 86,97 | 154,80 | 25,83 | 64,05 | 99,86 | 133,1 | 112,50 | 41,00 | 133,10 | 85,70 | 2,671 | 48,73 | 463,70 | 344,94 | Oct. | | |
| ... | ... | ... | ... | ... | ... | ... | ... | ... | ... | ... | ... | ... | ... | ... | ... | ... | | Nov. | |
| ... | ... | ... | ... | ... | ... | ... | ... | ... | ... | ... | ... | ... | ... | ... | ... | ... | | Dec. | |

* Average of Dubai, Fateh, U.K. Brent and West Texas Intermediate spot crude prices, reflecting relatively equal consumption of medium, light and heavy crudes worldwide since 1995.

Conversion factors: 1 metric ton = 7,33 barrels, 1 metric ton = 0,98421 long ton, 1 metric ton = 1,10231 short ton, 1 ounce = 31,1035 gram.

Source: IMF, International Financial Statistics.

59. Εναρμονισμένοι δείκτες τιμών καταναλωτή των χωρών μελών της Ευρωπαϊκής Ένωσης (ΕΕ)

Harmonized Indices of consumer prices of European Union (EU) member states

(1996 = 100)

Δείκτες και ετήσιες μεταβολές (%) - Indices and yearly changes (%)

| Έτος ή μήνας | Ζώνη Ευρώ Euro Zone | | ΕΕ-15 EU-15 | | Βέλγιο Belgium | | Δανία Denmark | | Γερμανία Germany | | Ελλάδα Greece | | Ισπανία Spain | | Γαλλία France | | Ιρλανδία Ireland | | |
|--------------------|------------------------|-------|------------------|-------|-------------------|-------|------------------|-------|---------------------|-------|------------------|-------|------------------|-------|------------------|-------|---------------------|-------|-----|
| | Δείκτης Index | (%) | Δείκτης Index | (%) | Δείκτης Index | (%) | Δείκτης Index | (%) | Δείκτης Index | (%) | Δείκτης Index | (%) | Δείκτης Index | (%) | Δείκτης Index | (%) | Δείκτης Index | (%) | |
| 1999 | 103,8 | 1,1 | 104,3 | 1,2 | 103,6 | 1,1 | 105,4 | 2,1 | 102,8 | 0,6 | 112,6 | 2,1 | 106,0 | 2,2 | 102,5 | 0,6 | 106,0 | 2,5 | |
| 2000 | 106,0 | 2,1 | 106,2 | 1,9 | 106,4 | 2,7 | 108,3 | 2,7 | 104,3 | 1,5 | 115,8 | 2,9 | 109,7 | 3,5 | 104,4 | 1,8 | 111,5 | 5,3 | |
| 2001 | 108,6 | 2,4 | 108,7 | 2,3 | 109,0 | 2,4 | 110,7 | 2,3 | 106,5 | 2,1 | 120,1 | 3,7 | 112,8 | 2,8 | 106,3 | 1,8 | 116,0 | 4,0 | |
| 2002 | 111,0 | 2,2 | 110,9 | 2,1 | 110,7 | 1,6 | 113,4 | 2,4 | 107,9 | 1,3 | 124,8 | 3,9 | 116,8 | 3,6 | 108,3 | 1,9 | 121,5 | 4,7 | |
| 2000 | Ιαν. | 104,7 | 1,8 | 104,9 | 1,7 | 103,1 | 0,3 | 106,5 | 2,8 | 103,6 | 1,7 | 113,2 | 2,4 | 107,7 | 2,9 | 103,3 | 1,7 | 108,2 | 4,4 |
| | Φεβρ. | 105,1 | 1,9 | 105,3 | 1,8 | 105,2 | 2,1 | 107,0 | 2,8 | 104,0 | 1,9 | 112,7 | 2,6 | 107,9 | 3,0 | 103,5 | 1,5 | 109,1 | 4,6 |
| | Μάρτ. | 105,4 | 1,9 | 105,7 | 1,8 | 105,7 | 2,5 | 107,8 | 3,0 | 103,9 | 1,6 | 115,6 | 2,8 | 108,4 | 3,0 | 104,0 | 1,7 | 109,8 | 5,0 |
| | Απρ. | 105,5 | 1,7 | 105,8 | 1,6 | 105,9 | 2,3 | 108,0 | 2,9 | 103,9 | 1,2 | 116,3 | 2,1 | 108,8 | 3,0 | 104,0 | 1,4 | 110,5 | 5,0 |
| | Μάιος | 105,6 | 1,7 | 106,0 | 1,6 | 106,2 | 2,4 | 108,4 | 2,8 | 103,6 | 0,9 | 116,6 | 2,6 | 109,0 | 3,2 | 104,2 | 1,6 | 111,3 | 5,1 |
| | Ιούν. | 106,0 | 2,1 | 106,3 | 1,9 | 106,6 | 3,0 | 108,8 | 2,9 | 104,2 | 1,4 | 115,9 | 2,2 | 109,3 | 3,5 | 104,5 | 1,9 | 111,9 | 5,4 |
| | Ιουλ. | 106,2 | 2,1 | 106,3 | 1,9 | 105,5 | 1,7 | 108,3 | 2,8 | 104,8 | 1,5 | 113,9 | 2,6 | 110,0 | 3,7 | 104,3 | 2,0 | 111,9 | 5,9 |
| | Αύγ. | 106,3 | 2,1 | 106,4 | 1,9 | 107,1 | 3,5 | 108,0 | 2,2 | 104,4 | 1,1 | 114,1 | 2,9 | 110,4 | 3,6 | 104,5 | 2,0 | 112,5 | 5,7 |
| | Σεπτ. | 106,6 | 2,4 | 106,8 | 2,2 | 107,9 | 3,9 | 109,0 | 2,7 | 104,5 | 1,5 | 116,5 | 3,0 | 110,8 | 3,7 | 105,1 | 2,3 | 112,8 | 5,5 |
| | Οκτ. | 106,6 | 2,3 | 106,8 | 2,1 | 107,7 | 3,7 | 109,2 | 2,8 | 104,3 | 1,4 | 117,8 | 3,8 | 111,0 | 4,0 | 105,0 | 2,1 | 113,4 | 6,0 |
| | Νοέμ. | 106,8 | 2,4 | 107,1 | 2,2 | 107,9 | 3,7 | 109,3 | 2,7 | 104,3 | 1,3 | 118,3 | 4,0 | 111,3 | 4,1 | 105,2 | 2,2 | 113,6 | 6,0 |
| | Δεκ. | 107,4 | 2,6 | 107,5 | 2,3 | 107,6 | 3,0 | 109,1 | 2,3 | 105,9 | 2,4 | 118,9 | 3,7 | 111,6 | 4,0 | 105,2 | 1,7 | 113,5 | 4,6 |
| 2001 | Ιαν. | 106,8 | 2,0 | 106,9 | 1,9 | 105,9 | 2,7 | 108,9 | 2,3 | 104,9 | 1,3 | 116,8 | 3,2 | 110,8 | 2,9 | 104,7 | 1,4 | 112,4 | 3,9 |
| | Φεβρ. | 107,1 | 1,9 | 107,2 | 1,8 | 107,8 | 2,5 | 109,5 | 2,3 | 105,6 | 1,7 | 116,6 | 3,5 | 110,8 | 2,7 | 105,0 | 1,4 | 113,4 | 3,9 |
| | Μάρτ. | 107,7 | 2,2 | 107,8 | 2,0 | 108,0 | 2,2 | 110,2 | 2,2 | 105,6 | 1,7 | 119,3 | 3,2 | 111,7 | 3,0 | 105,5 | 1,4 | 114,3 | 4,1 |
| | Απρ. | 108,4 | 2,7 | 108,5 | 2,5 | 109,0 | 2,9 | 110,8 | 2,6 | 106,0 | 2,2 | 120,6 | 3,7 | 112,7 | 3,6 | 106,1 | 2,0 | 115,2 | 4,3 |
| | Μάιος | 108,9 | 3,1 | 109,0 | 2,9 | 109,5 | 3,1 | 111,4 | 2,8 | 106,5 | 2,8 | 121,2 | 3,9 | 113,1 | 3,8 | 106,8 | 2,5 | 115,9 | 4,1 |
| | Ιούν. | 109,0 | 2,8 | 109,1 | 2,7 | 109,8 | 3,0 | 111,2 | 2,2 | 106,7 | 2,5 | 121,1 | 4,5 | 113,4 | 3,8 | 106,8 | 2,2 | 116,7 | 4,3 |
| | Ιουλ. | 108,8 | 2,5 | 108,8 | 2,4 | 108,4 | 2,7 | 110,8 | 2,3 | 106,9 | 2,2 | 118,7 | 4,2 | 112,6 | 2,4 | 106,6 | 2,2 | 116,4 | 4,0 |
| | Αύγ. | 108,7 | 2,4 | 108,8 | 2,3 | 109,8 | 2,5 | 110,7 | 2,5 | 106,6 | 2,2 | 118,7 | 4,0 | 112,7 | 2,1 | 106,6 | 2,0 | 116,7 | 3,7 |
| | Σεπτ. | 109,0 | 2,2 | 109,1 | 2,1 | 110,0 | 1,9 | 111,3 | 2,1 | 106,5 | 1,8 | 121,2 | 4,0 | 113,3 | 2,3 | 106,8 | 1,6 | 117,1 | 3,8 |
| | Οκτ. | 109,1 | 2,2 | 109,2 | 2,1 | 109,8 | 1,9 | 111,4 | 2,0 | 106,1 | 1,6 | 121,6 | 3,2 | 113,8 | 2,5 | 106,9 | 1,8 | 117,7 | 3,8 |
| | Νοέμ. | 109,0 | 2,0 | 109,0 | 1,8 | 109,8 | 1,8 | 111,2 | 1,7 | 105,9 | 1,3 | 121,7 | 2,9 | 114,1 | 2,5 | 106,6 | 1,3 | 117,5 | 3,4 |
| | Δεκ. | 109,5 | 2,1 | 109,5 | 1,9 | 109,7 | 2,0 | 111,4 | 2,1 | 107,1 | 1,4 | 123,1 | 3,5 | 114,4 | 2,5 | 106,7 | 1,4 | 118,5 | 4,4 |
| 2002 | Ιαν. | 109,6 | 2,6 | 109,5 | 2,5 | 108,7 | 2,6 | 111,6 | 2,5 | 107,2 | 2,2 | 122,4 | 4,8 | 114,2 | 3,1 | 107,3 | 2,5 | 118,3 | 5,2 |
| | Φεβρ. | 109,8 | 2,5 | 109,7 | 2,4 | 110,5 | 2,5 | 112,1 | 2,4 | 107,5 | 1,8 | 121,0 | 3,8 | 114,3 | 3,2 | 107,4 | 2,3 | 119,0 | 4,9 |
| | Μάρτ. | 110,4 | 2,5 | 110,3 | 2,3 | 110,7 | 2,5 | 113,0 | 2,5 | 107,7 | 2,0 | 124,5 | 4,4 | 115,3 | 3,2 | 107,8 | 2,2 | 120,1 | 5,1 |
| | Απρ. | 110,9 | 2,3 | 110,8 | 2,1 | 110,8 | 1,7 | 113,4 | 2,3 | 107,6 | 1,5 | 125,5 | 4,1 | 116,9 | 3,7 | 108,3 | 2,1 | 121,0 | 5,0 |
| | Μάιος | 111,1 | 2,0 | 111,0 | 1,8 | 111,0 | 1,4 | 113,5 | 1,9 | 107,7 | 1,1 | 125,8 | 3,8 | 117,3 | 3,7 | 108,4 | 1,5 | 121,7 | 5,0 |
| | Ιούν. | 111,1 | 1,9 | 111,0 | 1,7 | 110,7 | 0,8 | 113,6 | 2,2 | 107,6 | 0,8 | 125,5 | 3,6 | 117,3 | 3,4 | 108,4 | 1,5 | 121,9 | 4,5 |
| | Ιουλ. | 111,0 | 2,0 | 110,8 | 1,9 | 109,6 | 1,1 | 113,2 | 2,2 | 108,0 | 1,0 | 123,0 | 3,6 | 116,5 | 3,5 | 108,3 | 1,6 | 121,3 | 4,2 |
| | Αύγ. | 111,0 | 2,1 | 110,9 | 1,9 | 111,2 | 1,3 | 113,4 | 2,4 | 107,8 | 1,1 | 123,2 | 3,8 | 116,9 | 3,7 | 108,5 | 1,8 | 122,0 | 4,5 |
| | Σεπτ. | 111,3 | 2,1 | 111,2 | 1,9 | 111,3 | 1,2 | 114,1 | 2,5 | 107,6 | 1,0 | 125,8 | 3,8 | 117,3 | 3,5 | 108,7 | 1,8 | 122,4 | 4,5 |
| | Οκτ. | 111,6 | 2,3 | 111,5 | 2,1 | 111,2 | 1,3 | 114,4 | 2,7 | 107,5 | 1,3 | 126,4 | 3,9 | 118,4 | 4,0 | 108,9 | 1,9 | 122,9 | 4,4 |
| | Νοέμ. | 111,5 | 2,3 | 111,4 | 2,2 | 111,0 | 1,1 | 114,3 | 2,8 | 107,1 | 1,1 | 126,5 | 3,9 | 118,6 | 3,9 | 108,8 | 2,1 | 123,0 | 4,7 |
| | Δεκ. | 112,0 | 2,3 | 111,9 | 2,2 | 111,1 | 1,3 | 114,3 | 2,6 | 108,3 | 1,1 | 127,4 | 3,5 | 119,0 | 4,0 | 109,0 | 2,2 | 123,9 | 4,6 |

Πηγή: EUROSTAT

Σημειώσεις: (1) Οι ΕνΔΤΚ δημιουργήθηκαν σύμφωνα με τον Κανονισμό (ΕΚ) αριθ. 2494/95 του Συμβουλίου, ως μέτρο σύγκρισης του πληθωρισμού στις χώρες-μέλη της ΕΕ. Αν και αποτελούν την καλύτερη στατιστική βάση για διεθνείς συγκρίσεις του πληθωρισμού σε επίπεδο καταναλωτή, μερικές κατηγορίες δαπάνης, όπου υπάρχουν σημαντικές διαφορές μεταξύ των χωρών-μελών, όπως για παράδειγμα η υγεία και η εκπαίδευση, δεν έχουν καλυφθεί πλήρως.

(2) Η Ζώνη Ευρώ περιλαμβάνει: το Βέλγιο, τη Γερμανία, την Ελλάδα (από τον Ιανουάριο του 2001), την Ισπανία, τη Γαλλία, την Ιρλανδία, την Ιταλία, το Λουξεμβούργο, την Ολλανδία, την Αυστρία, την Πορτογαλία και την Φιλανδία.

59. Εναρμονισμένοι δείκτες τιμών καταναλωτή των χωρών μελών της Ευρωπαϊκής Ένωσης (ΕΕ) (συνέχεια)

Harmonized Indices of consumer prices of European Union (EU) member states (continued)

(1996 = 100)

Δείκτες και ετήσιες μεταβολές (%) - Indices and yearly changes (%)

| Ιταλία Italy | | Λουξεμβούργο Luxembourg | | Ολλανδία Netherlands | | Αυστρία Austria | | Πορτογαλία Portugal | | Φιλανδία Finland | | Σουηδία Sweden | | Ην. Βασίλειο Un. Kingdom | | Year or month |
|------------------|-----|----------------------------|-----|-------------------------|-----|--------------------|-----|------------------------|-----|---------------------|-----|-------------------|-----|-----------------------------|-----|---------------------|
| Δείκτης Index | (%) | Δείκτης Index | (%) | Δείκτης Index | (%) | Δείκτης Index | (%) | Δείκτης Index | (%) | Δείκτης Index | (%) | Δείκτης Index | (%) | Δείκτης Index | (%) | |
| 105,7 | 1,7 | 103,4 | 1,0 | 105,8 | 2,0 | 102,5 | 0,5 | 106,4 | 2,2 | 103,9 | 1,3 | 103,4 | 0,6 | 104,8 | 1,3 | 1999 |
| 108,4 | 2,6 | 107,3 | 3,8 | 108,2 | 2,3 | 104,5 | 2,0 | 109,4 | 2,8 | 107,0 | 3,0 | 104,8 | 1,3 | 105,6 | 0,8 | 2000 |
| 110,9 | 2,3 | 109,9 | 2,4 | 113,8 | 5,1 | 106,9 | 2,3 | 114,2 | 4,4 | 109,8 | 2,7 | 107,6 | 2,7 | 106,9 | 1,2 | 2001 |
| 113,8 | 2,6 | 112,1 | 2,1 | 118,3 | 3,9 | 108,8 | 1,7 | 118,4 | 3,7 | 112,0 | 2,0 | 109,7 | 2,0 | 108,3 | 1,3 | 2002 |
| 106,9 | 2,2 | 104,3 | 3,5 | 105,8 | 1,6 | 103,5 | 1,4 | 107,3 | 1,9 | 104,8 | 2,3 | 103,5 | 1,0 | 104,5 | 0,8 | Jan. 2000 |
| 107,3 | 2,4 | 105,4 | 2,6 | 106,4 | 1,5 | 104,3 | 2,0 | 107,0 | 1,6 | 105,6 | 2,7 | 104,0 | 1,4 | 104,9 | 1,0 | Feb. |
| 107,7 | 2,6 | 105,9 | 3,0 | 107,6 | 1,6 | 104,4 | 2,0 | 107,2 | 1,4 | 106,3 | 3,2 | 104,6 | 1,4 | 105,1 | 0,7 | Mar. |
| 107,7 | 2,4 | 106,6 | 3,2 | 108,0 | 1,7 | 104,2 | 1,8 | 108,4 | 1,9 | 106,5 | 2,5 | 104,4 | 1,0 | 105,5 | 0,6 | Apr. |
| 108,1 | 2,5 | 106,6 | 2,9 | 108,3 | 2,0 | 104,1 | 1,6 | 109,1 | 2,4 | 107,0 | 2,7 | 105,0 | 1,3 | 105,7 | 0,5 | May |
| 108,4 | 2,7 | 108,1 | 4,4 | 108,3 | 2,5 | 104,5 | 2,4 | 109,7 | 2,8 | 107,4 | 3,1 | 105,0 | 1,4 | 105,9 | 0,8 | June |
| 108,6 | 2,6 | 107,0 | 4,7 | 108,0 | 2,8 | 104,2 | 2,0 | 110,2 | 3,3 | 106,9 | 2,9 | 104,4 | 1,3 | 105,4 | 1,0 | July |
| 108,6 | 2,6 | 107,7 | 3,7 | 108,4 | 2,5 | 104,3 | 1,9 | 110,3 | 3,6 | 107,0 | 2,9 | 104,5 | 1,4 | 105,4 | 0,6 | Aug. |
| 108,9 | 2,6 | 108,5 | 4,2 | 109,4 | 2,9 | 104,7 | 2,3 | 110,2 | 3,6 | 108,1 | 3,4 | 105,4 | 1,3 | 106,2 | 1,0 | Sept. |
| 109,2 | 2,7 | 108,9 | 4,3 | 109,8 | 3,2 | 105,0 | 2,2 | 110,5 | 3,7 | 108,2 | 3,4 | 105,6 | 1,3 | 106,1 | 1,0 | Oct. |
| 109,6 | 2,9 | 109,2 | 4,5 | 109,7 | 2,9 | 105,4 | 2,3 | 111,2 | 3,6 | 108,1 | 3,3 | 105,7 | 1,8 | 106,4 | 1,0 | Nov. |
| 109,7 | 2,8 | 109,4 | 4,3 | 109,2 | 2,9 | 105,8 | 1,8 | 111,6 | 3,8 | 107,9 | 2,9 | 105,5 | 1,3 | 106,4 | 0,9 | Dec. |
| 109,5 | 2,4 | 107,3 | 2,9 | 110,7 | 4,6 | 105,8 | 2,2 | 112,0 | 4,4 | 107,8 | 2,9 | 105,2 | 1,6 | 105,4 | 0,9 | Jan. 2001 |
| 108,9 | 1,5 | 108,5 | 2,9 | 111,7 | 5,0 | 106,2 | 1,8 | 112,2 | 4,9 | 108,5 | 2,7 | 105,6 | 1,5 | 105,7 | 0,8 | Feb. |
| 110,0 | 2,1 | 109,1 | 3,0 | 113,0 | 5,0 | 106,4 | 1,9 | 112,7 | 5,1 | 109,0 | 2,5 | 106,4 | 1,7 | 106,1 | 1,0 | Mar. |
| 110,8 | 2,9 | 109,5 | 2,7 | 113,9 | 5,5 | 106,9 | 2,6 | 113,4 | 4,6 | 109,5 | 2,8 | 107,5 | 3,0 | 106,7 | 1,1 | Apr. |
| 111,2 | 2,9 | 110,7 | 3,8 | 114,2 | 5,4 | 107,1 | 2,9 | 114,4 | 4,9 | 110,5 | 3,3 | 108,3 | 3,1 | 107,5 | 1,7 | May |
| 111,5 | 2,9 | 111,0 | 2,7 | 113,8 | 5,1 | 107,2 | 2,6 | 114,7 | 4,6 | 110,6 | 3,0 | 108,1 | 3,0 | 107,7 | 1,7 | June |
| 111,2 | 2,4 | 109,6 | 2,4 | 113,7 | 5,3 | 107,1 | 2,8 | 114,9 | 4,3 | 109,7 | 2,6 | 107,4 | 2,9 | 106,9 | 1,4 | July |
| 110,8 | 2,0 | 110,4 | 2,5 | 114,0 | 5,2 | 106,8 | 2,4 | 114,7 | 4,0 | 109,9 | 2,7 | 107,6 | 3,0 | 107,3 | 1,8 | Aug. |
| 111,2 | 2,1 | 110,6 | 1,9 | 115,2 | 5,3 | 107,2 | 2,4 | 114,7 | 4,1 | 110,9 | 2,6 | 108,9 | 3,3 | 107,6 | 1,3 | Sept. |
| 111,8 | 2,4 | 110,7 | 1,7 | 115,3 | 5,0 | 107,4 | 2,3 | 115,1 | 4,2 | 110,8 | 2,4 | 108,7 | 2,9 | 107,4 | 1,2 | Oct. |
| 112,0 | 2,2 | 110,7 | 1,4 | 115,0 | 4,8 | 107,4 | 1,8 | 115,8 | 4,1 | 110,4 | 2,1 | 108,8 | 2,9 | 107,2 | 0,8 | Nov. |
| 112,1 | 2,2 | 110,4 | 0,9 | 114,8 | 5,1 | 107,7 | 1,9 | 116,0 | 3,9 | 110,4 | 2,3 | 108,9 | 3,2 | 107,5 | 1,0 | Dec. |
| 112,0 | 2,3 | 109,6 | 2,1 | 116,1 | 4,9 | 107,9 | 2,0 | 116,1 | 3,7 | 110,9 | 2,9 | 108,2 | 2,9 | 107,1 | 1,6 | Jan. 2002 |
| 111,8 | 2,7 | 110,9 | 2,2 | 116,7 | 4,5 | 108,0 | 1,7 | 115,9 | 3,3 | 111,2 | 2,5 | 108,5 | 2,7 | 107,3 | 1,5 | Feb. |
| 112,8 | 2,5 | 111,0 | 1,7 | 117,9 | 4,3 | 108,2 | 1,7 | 116,4 | 3,3 | 111,8 | 2,6 | 109,6 | 3,0 | 107,7 | 1,5 | Mar. |
| 113,6 | 2,5 | 111,6 | 1,9 | 118,7 | 4,2 | 108,7 | 1,7 | 117,4 | 3,5 | 112,3 | 2,6 | 109,9 | 2,2 | 108,1 | 1,3 | Apr. |
| 113,9 | 2,4 | 112,1 | 1,3 | 118,5 | 3,8 | 108,9 | 1,7 | 118,3 | 3,4 | 112,5 | 1,8 | 110,1 | 1,7 | 108,4 | 0,8 | May |
| 114,0 | 2,2 | 112,4 | 1,3 | 118,2 | 3,9 | 108,8 | 1,5 | 118,7 | 3,5 | 112,3 | 1,5 | 109,9 | 1,7 | 108,4 | 0,6 | June |
| 113,9 | 2,4 | 111,7 | 1,9 | 118,0 | 3,8 | 108,7 | 1,5 | 119,0 | 3,6 | 111,9 | 2,0 | 109,3 | 1,8 | 108,1 | 1,1 | July |
| 113,7 | 2,6 | 112,6 | 2,0 | 118,3 | 3,8 | 109,0 | 2,1 | 119,2 | 3,9 | 111,9 | 1,8 | 109,4 | 1,7 | 108,4 | 1,0 | Aug. |
| 114,3 | 2,8 | 113,0 | 2,2 | 119,5 | 3,7 | 108,9 | 1,6 | 119,1 | 3,8 | 112,4 | 1,4 | 110,2 | 1,2 | 108,7 | 1,0 | Sept. |
| 114,9 | 2,8 | 113,5 | 2,5 | 119,4 | 3,6 | 109,2 | 1,7 | 119,8 | 4,1 | 112,7 | 1,7 | 110,6 | 1,7 | 108,9 | 1,4 | Oct. |
| 115,2 | 2,9 | 113,7 | 2,7 | 118,9 | 3,4 | 109,2 | 1,7 | 120,5 | 4,1 | 112,3 | 1,7 | 110,3 | 1,4 | 108,9 | 1,6 | Nov. |
| 115,5 | 3,0 | 113,5 | 2,8 | 118,8 | 3,5 | 109,5 | 1,7 | 120,6 | 4,0 | 112,3 | 1,7 | 110,7 | 1,7 | 109,3 | 1,7 | Dec. |

Source: EUROSTAT

Note: (1) (HICPs have been developed according to Council Regulation (EC) No 2494/95 as a comparable measure of inflation for EU. Though they provide the best statistical basis for international comparisons of consumer price inflation, some expenditure categories, where there are major institutional differences between member states, e.g. health and education, are not fully covered.

(2) The Euro - zone comprises: Belgium, Germany, Greece (since January 2001), Spain, France, Ireland, Italy, Luxembourg, the Netherlands, Austria, Portugal and Finland.

60. Κύριες κατηγορίες των εναρμονισμένων δεικτών τιμών καταναλωτή
Main categories of harmonized indices of consumer prices

Ετήσιοι ρυθμοί μεταβολής (%) - Annual rates of change (%)

| Κατηγορία COICOP/HICP | | Ζώνη Ευρώ Euro Zone | ΕΕ-15 EU-15 | Βέλγιο Belgium | Δανία Denmark | Γερμανία Germany | Ελλάδα Greece | Ισπανία Spain | Γαλλία France | Ιρλανδία Ireland |
|---------------------------------------|--|------------------------|----------------|-------------------|------------------|---------------------|------------------|------------------|------------------|---------------------|
| Νοέμβριος 2002/ Νοέμβριος 2001 | | | | | | | | | | |
| 00. | ΕνΔΚΤ (Γενικός) | 2,3 | 2,2 | 1,1 | 2,8 | 1,1 | 3,9 | 3,9 | 2,1 | 4,7 |
| 01. | Διατροφή και μη αλκοολούχα ποτά | 1,9 | 1,7 | 0,9 | 2,3 | -0,9 | 4,5 | 5,0 | 1,6 | 3,0 |
| 02. | Αλκοολούχα ποτά και καπνός | 4,2 | 3,5 | 1,6 | 1,7 | 4,2 | 6,0 | 4,7 | 4,9 | 5,6 |
| 03. | Ένδυση και υπόδηση | 1,9 | 0,8 | 1,2 | 2,3 | 0,1 | 2,8 | 5,6 | 1,0 | -5,5 |
| 04. | Στέγαση | 1,5 | 1,7 | 0,4 | 3,6 | 0,6 | 3,9 | 2,5 | 2,1 | 3,9 |
| 05. | Διαρκή αγαθά, είδη νοικοκυριού και υπηρεσίες | 1,6 | 1,3 | 1,7 | 2,0 | 0,6 | 1,2 | 2,2 | 1,2 | 0,5 |
| 06A. | Υγεία | 2,8 | 2,8 | 1,8 | -1,3 | 0,4 | 5,5 | 2,6 | 3,2 | 10,1 |
| 07. | Μεταφορές | 3,3 | 3,1 | 2,3 | 4,3 | 3,4 | 3,5 | 4,1 | 2,5 | 6,1 |
| 08. | Επικοινωνίες | -0,4 | -0,3 | 0,2 | 0,1 | 1,8 | -4,5 | -5,0 | -0,1 | 1,0 |
| 09. | Αναψυχή, πολιτιστικές δραστηριότητες | 0,9 | 1,1 | -2,2 | 1,7 | -0,3 | 2,8 | 2,0 | 0,7 | 4,9 |
| 10A. | Εκπαίδευση | 3,9 | 5,0 | 1,6 | 11,0 | 3,0 | 4,5 | 4,2 | 2,7 | 13,9 |
| 11. | Ξενοδοχεία, καφέ και εστιατόρια | 4,6 | 4,2 | 3,8 | 1,9 | 3,4 | 6,3 | 5,8 | 3,6 | 6,9 |
| 12. | Διάφορα αγαθά και υπηρεσίες | 2,7 | 2,7 | 2,2 | 4,9 | 1,6 | 3,0 | 3,6 | 2,5 | 7,0 |
| Νοέμβριος 2001/ Νοέμβριος 2000 | | | | | | | | | | |
| 00. | ΕνΔΚΤ (Γενικός) | 2,0 | 1,8 | 1,8 | 1,7 | 1,3 | 2,9 | 2,5 | 1,3 | 3,4 |
| 01. | Διατροφή και μη αλκοολούχα ποτά | 5,0 | 4,7 | 4,9 | 3,4 | 4,6 | 7,0 | 5,3 | 5,0 | 6,4 |
| 02. | Αλκοολούχα ποτά και καπνός | 2,9 | 2,8 | 2,3 | 0,3 | 1,1 | 5,6 | 4,1 | 3,3 | 2,2 |
| 03. | Ένδυση και υπόδηση | 2,4 | 0,8 | 1,2 | 0,2 | 1,2 | 3,7 | 6,4 | 0,6 | -2,1 |
| 04. | Στέγαση | 1,1 | 1,3 | -0,9 | 1,7 | 1,2 | -3,1 | 1,3 | 0,0 | 1,1 |
| 05. | Διαρκή αγαθά, είδη νοικοκυριού και υπηρεσίες | 2,0 | 1,7 | 2,8 | 2,0 | 1,4 | 2,2 | 1,8 | 2,0 | 3,1 |
| 06A. | Υγεία | 1,1 | 1,6 | 1,3 | 2,1 | 1,3 | 3,2 | 1,6 | -0,8 | 6,7 |
| 07. | Μεταφορές | -1,3 | -1,5 | -2,1 | -0,2 | -1,0 | -3,0 | -3,7 | -1,6 | -6,3 |
| 08. | Επικοινωνίες | -1,7 | -1,9 | -0,7 | -1,1 | -1,5 | -1,3 | -2,1 | -2,8 | 1,7 |
| 09. | Αναψυχή, πολιτιστικές δραστηριότητες | 1,8 | 1,7 | 4,0 | 1,1 | 0,7 | 3,9 | 2,5 | 0,1 | 6,4 |
| 10A. | Εκπαίδευση | 3,4 | 3,7 | 3,5 | 3,7 | 0,9 | 3,6 | 3,4 | 2,6 | 6,3 |
| 11. | Ξενοδοχεία, καφέ και εστιατόρια | 3,7 | 3,8 | 3,5 | 3,1 | 2,6 | 6,4 | 3,9 | 3,2 | 6,4 |
| 12. | Διάφορα αγαθά και υπηρεσίες | 3,3 | 3,3 | 2,6 | 5,2 | 2,6 | 3,5 | 2,5 | 2,9 | 8,5 |

Πηγή: EUROSTAT

Σημείωση: Η Ζώνη Ευρώ περιλαμβάνει: το Βέλγιο, τη Γερμανία, την Ελλάδα (από τον Ιανουάριο του 2001), την Ισπανία, τη Γαλλία, την Ιρλανδία, την Ιταλία, το Λουξεμβούργο, την Ολλανδία, την Αυστρία, την Πορτογαλία και την Φιλανδία.

60. Κύριες κατηγορίες των εναρμονισμένων δεικτών τιμών καταναλωτή

Main categories of harmonized indices of consumer prices

Ετήσιοι ρυθμοί μεταβολής (%) - Annual rates of change (%)

| Κατηγορία COICOP/HICP | | Ζώνη Ευρώ Euro Zone | ΕΕ-15 EU-15 | Βέλγιο Belgium | Δανία Denmark | Γερμανία Germany | Ελλάδα Greece | Ισπανία Spain | Γαλλία France | Ιρλανδία Ireland |
|---|--|------------------------|----------------|-------------------|------------------|---------------------|------------------|------------------|------------------|---------------------|
| Δεκέμβριος 2002/ Δεκέμβριος 2001 | | | | | | | | | | |
| 00. | ΕνΔΚΤ (Γενικός) | 2,3 | 2,2 | 1,3 | 2,6 | 1,1 | 3,5 | 4,0 | 2,2 | 4,6 |
| 01. | Διατροφή και μη αλκοολούχα ποτά | 1,5 | 1,3 | 1,0 | 1,8 | -1,1 | 1,3 | 4,5 | 1,4 | 2,8 |
| 02. | Αλκοολούχα ποτά και καπνός | 4,4 | 3,8 | 1,9 | 0,9 | 4,2 | 5,8 | 4,6 | 5,0 | 10,0 |
| 03. | Ένδυση και υπόδηση | 1,8 | 0,5 | 1,2 | 2,4 | -0,5 | 2,8 | 5,3 | 0,7 | -5,5 |
| 04. | Στέγαση | 2,0 | 2,1 | 1,6 | 2,7 | 1,2 | 6,3 | 2,9 | 2,7 | 3,7 |
| 05. | Διαρκή αγαθά, είδη νοικοκυριού και υπηρεσίες | 1,4 | 1,1 | 1,6 | 2,1 | 0,5 | 1,4 | 2,4 | 1,0 | 0,2 |
| 06A. | Υγεία | 3,1 | 3,1 | 1,9 | -1,0 | 0,3 | 6,0 | 2,6 | 4,0 | 7,7 |
| 07. | Μεταφορές | 3,3 | 3,5 | 2,3 | 4,4 | 3,5 | 4,3 | 5,2 | 2,6 | 4,3 |
| 08. | Επικοινωνίες | -0,5 | -0,4 | 0,7 | -0,1 | 1,9 | -7,2 | -5,1 | -0,5 | 0,6 |
| 09. | Αναψυχή, πολιτιστικές δραστηριότητες | 0,6 | 0,8 | -2,0 | 1,7 | -0,6 | 2,9 | 1,8 | 0,5 | 4,1 |
| 10A. | Εκπαίδευση | 3,9 | 5,0 | 1,6 | 11,0 | 3,0 | 4,5 | 4,7 | 2,7 | 11,6 |
| 11. | Ξενοδοχεία, καφέ και εστιατόρια | 4,5 | 4,2 | 4,5 | 2,0 | 3,1 | 6,5 | 5,8 | 3,4 | 7,1 |
| 12. | Διάφορα αγαθά και υπηρεσίες | 2,7 | 2,7 | 2,2 | 4,9 | 1,6 | 2,5 | 3,6 | 2,6 | 6,8 |
| Δεκέμβριος 2001/ Δεκέμβριος 2000 | | | | | | | | | | |
| 00. | ΕνΔΚΤ (Γενικός) | 2,1 | 1,9 | 2,0 | 2,1 | 1,4 | 3,5 | 2,5 | 1,4 | 4,4 |
| 01. | Διατροφή και μη αλκοολούχα ποτά | 5,1 | 4,8 | 4,6 | 3,5 | 4,5 | 10,0 | 5,0 | 5,3 | 6,1 |
| 02. | Αλκοολούχα ποτά και καπνός | 2,9 | 2,7 | 2,2 | 0,3 | 1,0 | 5,9 | 3,8 | 3,3 | 3,4 |
| 03. | Ένδυση και υπόδηση | 2,5 | 0,9 | 1,2 | 0,2 | 1,3 | 3,7 | 6,1 | 1,0 | -2,4 |
| 04. | Στέγαση | 1,0 | 1,3 | -0,3 | 2,8 | 1,0 | -2,1 | 1,1 | 0,1 | 1,7 |
| 05. | Διαρκή αγαθά, είδη νοικοκυριού και υπηρεσίες | 2,1 | 1,8 | 2,6 | 1,9 | 1,5 | 1,9 | 1,7 | 2,2 | 2,9 |
| 06A. | Υγεία | 1,0 | 1,4 | 1,3 | 1,7 | 1,3 | 3,1 | 2,3 | -1,9 | 9,1 |
| 07. | Μεταφορές | -0,5 | -0,8 | -0,7 | 0,9 | -0,3 | -1,0 | -3,3 | -1,1 | -2,4 |
| 08. | Επικοινωνίες | -1,5 | -1,6 | -0,7 | -0,9 | -1,5 | -1,3 | -2,1 | -1,7 | 2,1 |
| 09. | Αναψυχή, πολιτιστικές δραστηριότητες | 1,6 | 1,6 | 3,7 | 1,1 | 0,8 | 3,4 | 2,5 | 0,2 | 7,0 |
| 10A. | Εκπαίδευση | 3,5 | 3,8 | 3,5 | 3,7 | 0,9 | 3,6 | 3,5 | 2,6 | 8,5 |
| 11. | Ξενοδοχεία, καφέ και εστιατόρια | 3,6 | 3,6 | 2,7 | 2,7 | 2,4 | 3,9 | 4,0 | 3,3 | 6,9 |
| 12. | Διάφορα αγαθά και υπηρεσίες | 3,3 | 3,3 | 2,7 | 5,1 | 2,6 | 2,3 | 2,7 | 3,0 | 8,5 |

Πηγή: EUROSTAT

Σημείωση: Η Ζώνη Ευρώ περιλαμβάνει: το Βέλγιο, τη Γερμανία, την Ελλάδα (από τον Ιανουάριο του 2001), την Ισπανία, τη Γαλλία, την Ιρλανδία, την Ιταλία, το Λουξεμβούργο, την Ολλανδία, την Αυστρία, την Πορτογαλία και την Φιλανδία.

60. Κύριες κατηγορίες των εναρμονισμένων δεικτών τιμών καταναλωτή

Main categories of harmonized indices of consumer prices

Ετήσιοι ρυθμοί μεταβολής (%) - Annual rates of change (%)

| Ιταλία Italy | Λουξεμβούργο Luxembourg | Ολλανδία Netherlands | Αυστρία Austria | Πορτογαλία Portugal | Φιλανδία Finland | Σουηδία Sweden | Ηνωμένο Βασίλειο United Kingdom | | Κατηγορία COICOP/HICP |
|-------------------------------------|----------------------------|-------------------------|--------------------|------------------------|---------------------|-------------------|------------------------------------|---|--------------------------|
| November 2002/ November 2001 | | | | | | | | | |
| 2,9 | 2,7 | 3,4 | 1,7 | 4,1 | 1,7 | 1,4 | 1,6 | HICP (all-items index) | 00. |
| 3,3 | 2,8 | 2,1 | 0,7 | 1,6 | 0,6 | 1,1 | 0,4 | Food and non-alcoholic beverages | 01. |
| 2,2 | 4,6 | 4,5 | 4,9 | 5,3 | 1,8 | 0,8 | 1,7 | Alcoholic beverages and tobacco | 02. |
| 3,0 | 1,6 | 1,2 | 0,3 | 1,7 | -0,8 | -0,7 | -5,9 | Clothing and footwear | 03. |
| 1,0 | 2,2 | 4,2 | 1,0 | 3,6 | 2,5 | 3,0 | 2,6 | Housing, water, electricity, gas and other fuels | 04. |
| 2,3 | 1,6 | 3,7 | 1,7 | 3,2 | 1,1 | 1,9 | -0,7 | Furnishings, household equipment and routine maintenance of the house | 05. |
| 4,9 | -4,5 | 3,5 | 2,3 | 4,5 | 5,8 | 2,8 | 3,5 | Health | 06A. |
| 3,3 | 2,8 | 2,9 | 2,0 | 6,2 | 2,5 | 3,0 | 2,0 | Transport | 07. |
| -1,2 | -3,8 | 3,9 | -1,1 | 1,7 | -4,6 | -1,4 | 0,1 | Communications | 08. |
| 2,4 | 1,8 | 2,9 | 1,3 | 3,5 | 0,9 | 0,6 | 2,0 | Recreation and culture | 09. |
| 3,3 | 9,7 | 5,5 | 3,5 | 5,1 | 5,5 | -23,8 | 8,5 | Education | 10A. |
| 4,9 | 4,5 | 5,8 | 3,0 | 5,9 | 3,8 | 2,9 | 3,3 | Hotels, cafes and restaurants | 11. |
| 3,9 | 2,2 | 4,2 | 2,8 | 5,7 | 1,9 | -0,7 | 2,9 | Miscellaneous goods and services | 12. |
| November 2001/ November 2000 | | | | | | | | | |
| 2,2 | 1,4 | 4,8 | 1,9 | 4,1 | 2,1 | 2,9 | 0,8 | HICP (all-items index) | 00. |
| 4,5 | 5,3 | 6,3 | 3,7 | 5,0 | 4,6 | 4,7 | 3,0 | Food and non-alcoholic beverages | 01. |
| 3,4 | 6,5 | 6,8 | 4,8 | 3,7 | 1,4 | 1,3 | 2,5 | Alcoholic beverages and tobacco | 02. |
| 2,9 | 2,3 | 3,3 | 0,5 | 2,5 | 2,0 | 5,7 | -7,7 | Clothing and footwear | 03. |
| 0,4 | -2,6 | 6,1 | 0,9 | 3,0 | 1,4 | 4,8 | 2,1 | Housing, water, electricity, gas and other fuels | 04. |
| 1,8 | 2,0 | 4,9 | 1,7 | 3,4 | 2,3 | 3,0 | 0,4 | Furnishings, household equipment and routine maintenance of the house | 05. |
| -1,4 | 0,5 | 9,7 | 4,7 | 4,2 | 2,7 | 5,8 | 4,4 | Health | 06A. |
| -0,4 | -4,5 | -0,3 | -0,8 | 4,4 | -0,6 | -2,3 | -2,6 | Transport | 07. |
| -1,8 | -8,2 | -1,9 | 1,8 | -2,0 | 2,4 | 4,1 | -4,0 | Communications | 08. |
| 2,0 | 3,3 | 4,9 | 0,6 | 1,5 | 3,4 | 1,2 | 1,5 | Recreation and culture | 09. |
| 2,7 | 8,0 | 2,9 | 30,6 | 5,7 | 2,6 | -1,5 | 4,9 | Education | 10A. |
| 4,1 | 3,0 | 6,5 | 2,4 | 5,3 | 2,1 | 4,6 | 3,6 | Hotels, cafes and restaurants | 11. |
| 4,6 | 4,2 | 4,7 | 2,6 | 5,1 | 3,3 | 3,7 | 2,9 | Miscellaneous goods and services | 12. |

Source: EUROSTAT

Note: The Euro - Zone comprises: Belgium, Germany, Greece (since January 2001), Spain, France, Ireland, Italy, Luxembourg, the Netherlands, Austria, Portugal and Finland.

60. Κύριες κατηγορίες των εναρμονισμένων δεικτών τιμών καταναλωτή

Main categories of harmonized indices of consumer prices

Ετήσιοι ρυθμοί μεταβολής (%) - Annual rates of change (%)

| Ιταλία Italy | Λουξεμβούργο Luxembourg | Ολλανδία Netherlands | Αυστρία Austria | Πορτογαλία Portugal | Φιλανδία Finland | Σουηδία Sweden | Ηνωμένο Βασίλειο United Kingdom | | Κατηγορία COICOP/HICP |
|-------------------------------------|----------------------------|-------------------------|--------------------|------------------------|---------------------|-------------------|------------------------------------|---|--------------------------|
| December 2002/ December 2001 | | | | | | | | | |
| 3,0 | 2,8 | 3,5 | 1,7 | 4,0 | 1,7 | 1,7 | 1,7 | HICP (all-items index) | 00. |
| 3,2 | 2,8 | 2,4 | 0,3 | 0,9 | 0,4 | 0,6 | -0,2 | Food and non-alcoholic beverages | 01. |
| 3,1 | 5,1 | 4,3 | 5,2 | 5,4 | 0,8 | 2,6 | 1,7 | Alcoholic beverages and tobacco | 02. |
| 3,2 | 1,6 | -0,6 | 0,4 | 2,1 | -0,2 | -1,3 | -7,4 | Clothing and footwear | 03. |
| 1,1 | 3,1 | 4,2 | 1,3 | 3,7 | 3,6 | 4,0 | 2,6 | Housing, water, electricity, gas and other fuels | 04. |
| 2,1 | 1,6 | 3,4 | 1,3 | 3,0 | 0,9 | 1,2 | -0,8 | Furnishings, household equipment and routine maintenance of the house | 05. |
| 6,4 | -4,5 | 3,8 | 2,4 | 4,5 | 4,2 | 3,3 | 3,3 | Health | 06A. |
| 3,0 | 2,8 | 3,7 | 1,8 | 6,4 | 2,6 | 3,9 | 4,4 | Transport | 07. |
| -1,1 | -4,3 | 4,0 | -2,9 | 1,7 | -4,6 | -1,4 | 0,0 | Communications | 08. |
| 2,1 | 1,8 | 2,7 | 1,7 | 2,7 | 1,1 | 0,6 | 1,6 | Recreation and culture | 09. |
| 3,2 | 9,7 | 5,5 | 3,5 | 4,8 | 5,5 | -23,9 | 8,5 | Education | 10A. |
| 4,9 | 4,5 | 5,9 | 3,6 | 6,6 | 4,1 | 3,0 | 3,4 | Hotels, cafes and restaurants | 11. |
| 3,8 | 2,1 | 4,2 | 2,7 | 5,7 | 1,8 | -0,7 | 3,0 | Miscellaneous goods and services | 12. |
| December 2001/ December 2000 | | | | | | | | | |
| 2,2 | 0,9 | 5,1 | 1,8 | 3,9 | 2,3 | 3,2 | 1,0 | HICP (all-items index) | 00. |
| 4,2 | 5,1 | 6,6 | 3,6 | 4,4 | 5,4 | 5,1 | 3,3 | Food and non-alcoholic beverages | 01. |
| 3,6 | 6,4 | 6,8 | 4,6 | 3,7 | 2,3 | -0,3 | 2,4 | Alcoholic beverages and tobacco | 02. |
| 2,7 | 2,4 | 5,1 | 0,7 | 2,3 | 2,3 | 6,5 | -7,4 | Clothing and footwear | 03. |
| 0,5 | -4,9 | 6,1 | 0,4 | 2,5 | 1,5 | 4,6 | 2,2 | Housing, water, electricity, gas and other fuels | 04. |
| 1,9 | 2,0 | 5,2 | 1,9 | 3,3 | 2,2 | 3,4 | 0,4 | Furnishings, household equipment and routine maintenance of the house | 05. |
| -2,0 | 0,5 | 9,7 | 4,7 | 4,4 | 3,0 | 5,3 | 4,1 | Health | 06A. |
| 0,2 | -5,5 | 1,2 | -0,8 | 4,4 | -0,5 | -0,8 | -1,9 | Transport | 07. |
| -1,8 | -8,2 | -2,1 | 1,2 | -1,9 | 2,6 | 4,4 | -2,9 | Communications | 08. |
| 2,4 | 3,1 | 4,8 | 1,0 | 1,9 | 2,9 | 1,6 | 1,7 | Recreation and culture | 09. |
| 2,8 | 8,0 | 2,9 | 31,1 | 6,0 | 2,6 | -1,4 | 4,9 | Education | 10A. |
| 4,0 | 3,0 | 6,3 | 2,1 | 4,9 | 1,8 | 4,0 | 3,6 | Hotels, cafes and restaurants | 11. |
| 4,7 | 4,3 | 4,6 | 2,5 | 5,1 | 3,5 | 3,5 | 3,1 | Miscellaneous goods and services | 12. |

Source: EUROSTAT

Note: The Euro - Zone comprises: Belgium, Germany, Greece (since January 2001), Spain, France, Ireland, Italy, Luxembourg, the Netherlands, Austria, Portugal and Finland.

61. Διμερείς συναλλαγματικές ισοτιμίες έναντι του ευρώ*

Bilateral exchange rates against the euro*

| Περίοδος | Δολάριο ΗΠΑ US dollar USD | Γεν Ιαπωνίας Japanese yen JPY | Κορώνα Δανίας Danish krone DKK | Λίρα Αγγλίας Pound sterling GBP | Κορώνα Σουηδίας Swedish krona SEK | Φράγκο Ελβετίας Swiss franc CHF | Κορώνα Ισλανδίας Icelandic krona ISK | Κορώνα Νορβηγίας Norwegian krone NOK | Λέβα Βουλγαρίας Bulgarian lev BGN | Λίρα Κύπρου Cyprus pound CYP | Κορώνα Τσεχίας Czech Republic koruna CZK | Κορώνα Εσθονίας Estonian kroon EEK | Φόριντ Ουγγαρίας Hungarian forint HUF | Λίτα Λιθουανίας Lithuanian lita LTL |
|--------------|---------------------------------|-------------------------------------|--------------------------------------|---------------------------------------|---|---------------------------------------|--|--|---|------------------------------------|--|--|---|---|
| 2001: | 0,8956 | 108,74 | 7,4521 | 0,62191 | 9,2556 | 1,5104 | 87,42 | 8,0487 | 1,9482 | 0,57592 | 34,057 | 15,6466 | 256,60 | 3,5823 |
| Ιαν. 01 | 0,9383 | 109,57 | 7,4642 | 0,63480 | 8,9055 | 1,5291 | 79,86 | 8,2355 | 1,9553 | 0,57754 | 35,128 | 15,6466 | 265,00 | 3,7540 |
| Φεβρ. 01 | 0,9217 | 107,08 | 7,4630 | 0,63400 | 8,9770 | 1,5358 | 79,27 | 8,2125 | 1,9516 | 0,57935 | 34,640 | 15,6466 | 265,69 | 3,6871 |
| Μάρτ. 01 | 0,9095 | 110,33 | 7,4643 | 0,62915 | 9,1264 | 1,5355 | 79,72 | 8,1600 | 1,9496 | 0,57892 | 34,590 | 15,6466 | 266,47 | 3,6383 |
| Απρ. 01 | 0,8920 | 110,36 | 7,4633 | 0,62168 | 9,1120 | 1,5287 | 83,29 | 8,1146 | 1,9474 | 0,57859 | 34,555 | 15,6466 | 266,99 | 3,5676 |
| Μάιος 01 | 0,8742 | 106,50 | 7,4612 | 0,61328 | 9,0576 | 1,5334 | 88,12 | 7,9927 | 1,9468 | 0,57771 | 34,375 | 15,6466 | 258,29 | 3,4970 |
| Ιούν. 01 | 0,8533 | 104,42 | 7,4538 | 0,60933 | 9,2091 | 1,5225 | 89,44 | 7,9338 | 1,9470 | 0,57510 | 33,950 | 15,6466 | 246,94 | 3,4128 |
| Ιούλ. 01 | 0,8607 | 107,21 | 7,4447 | 0,60857 | 9,2637 | 1,5135 | 87,89 | 7,9714 | 1,9465 | 0,57403 | 33,868 | 15,6466 | 248,94 | 3,4429 |
| Αύγ. 01 | 0,9005 | 109,34 | 7,4450 | 0,62672 | 9,3107 | 1,5144 | 88,70 | 8,0552 | 1,9472 | 0,57364 | 34,050 | 15,6466 | 251,02 | 3,6017 |
| Σεπτ. 01 | 0,9111 | 108,20 | 7,4413 | 0,62291 | 9,6744 | 1,4913 | 91,16 | 7,9985 | 1,9467 | 0,57326 | 34,157 | 15,6466 | 255,94 | 3,6436 |
| Οκτ. 01 | 0,9059 | 109,86 | 7,4367 | 0,62393 | 9,5780 | 1,4793 | 92,84 | 7,9970 | 1,9469 | 0,57429 | 33,549 | 15,6466 | 255,23 | 3,6223 |
| Νοέμ. 01 | 0,8883 | 108,68 | 7,4452 | 0,61838 | 9,4166 | 1,4663 | 95,32 | 7,9224 | 1,9466 | 0,57376 | 33,291 | 15,6466 | 251,36 | 3,5520 |
| Δεκ. 01 | 0,8924 | 113,38 | 7,4431 | 0,62012 | 9,4359 | 1,4749 | 93,37 | 7,9911 | 1,9465 | 0,57486 | 32,532 | 15,6466 | 247,31 | 3,5687 |
| 2 Ιαν. 01 | 0,9423 | 108,26 | 7,4611 | 0,63150 | 8,8880 | 1,5218 | 79,75 | 8,3065 | 1,9557 | 0,57451 | 35,112 | 15,6466 | 264,58 | 3,7706 |
| 3 Ιαν. 01 | 0,9530 | 108,88 | 7,4595 | 0,63250 | 8,9467 | 1,5220 | 79,92 | 8,3145 | 1,9558 | 0,57498 | 35,375 | 15,6466 | 264,55 | 3,8130 |
| 4 Ιαν. 01 | 0,9458 | 108,25 | 7,4624 | 0,63260 | 8,9153 | 1,5217 | 79,80 | 8,2710 | 1,9556 | 0,57581 | 35,160 | 15,6466 | 264,77 | 3,7842 |
| 5 Ιαν. 01 | 0,9545 | 111,22 | 7,4633 | 0,63490 | 8,9320 | 1,5290 | 80,12 | 8,2910 | 1,9558 | 0,57637 | 35,237 | 15,6466 | 264,87 | 3,8190 |
| 8 Ιαν. 01 | 0,9497 | 110,55 | 7,4651 | 0,63280 | 8,9286 | 1,5271 | 79,97 | 8,2980 | 1,9557 | 0,57677 | 35,173 | 15,6466 | 264,96 | 3,7997 |
| 9 Ιαν. 01 | 0,9401 | 108,78 | 7,4642 | 0,63140 | 8,9500 | 1,5232 | 79,61 | 8,2495 | 1,9558 | 0,57667 | 35,090 | 15,6466 | 265,01 | 3,7595 |
| 10 Ιαν. 01 | 0,9412 | 109,33 | 7,4654 | 0,63080 | 8,9233 | 1,5243 | 79,67 | 8,2050 | 1,9558 | 0,57677 | 35,118 | 15,6466 | 265,07 | 3,7657 |
| 11 Ιαν. 01 | 0,9523 | 111,75 | 7,4668 | 0,63500 | 8,8875 | 1,5324 | 80,12 | 8,2000 | 1,9556 | 0,57700 | 35,350 | 15,6466 | 265,04 | 3,8102 |
| 12 Ιαν. 01 | 0,9545 | 112,35 | 7,4667 | 0,64080 | 8,8570 | 1,5410 | 80,21 | 8,1850 | 1,9559 | 0,57720 | 35,360 | 15,6466 | 265,11 | 3,8190 |
| 15 Ιαν. 01 | 0,9428 | 111,92 | 7,4660 | 0,63880 | 8,8695 | 1,5427 | 79,99 | 8,2110 | 1,9558 | 0,57720 | 35,255 | 15,6466 | 265,12 | 3,7719 |
| 16 Ιαν. 01 | 0,9412 | 111,27 | 7,4665 | 0,64070 | 8,9295 | 1,5385 | 80,02 | 8,2080 | 1,9552 | 0,58371 | 35,427 | 15,6466 | 264,97 | 3,7659 |
| 17 Ιαν. 01 | 0,9396 | 110,60 | 7,4666 | 0,63660 | 8,9320 | 1,5374 | 79,95 | 8,2230 | 1,9541 | 0,57750 | 35,530 | 15,6466 | 265,10 | 3,7593 |
| 18 Ιαν. 01 | 0,9404 | 111,28 | 7,4671 | 0,63850 | 8,9270 | 1,5283 | 80,11 | 8,2270 | 1,9525 | 0,57743 | 35,317 | 15,6466 | 265,05 | 3,7625 |
| 19 Ιαν. 01 | 0,9400 | 110,66 | 7,4666 | 0,63800 | 8,8870 | 1,5268 | 79,99 | 8,2270 | 1,9547 | 0,57767 | 35,173 | 15,6466 | 265,08 | 3,7607 |
| 22 Ιαν. 01 | 0,9290 | 108,28 | 7,4664 | 0,63900 | 8,9325 | 1,5340 | 79,74 | 8,2110 | 1,9543 | 0,57793 | 35,172 | 15,6466 | 264,97 | 3,7170 |
| 23 Ιαν. 01 | 0,9407 | 110,22 | 7,4656 | 0,63880 | 8,9590 | 1,5316 | 80,48 | 8,2755 | 1,9552 | 0,57803 | 35,168 | 15,6466 | 264,99 | 3,7638 |
| 24 Ιαν. 01 | 0,9294 | 109,79 | 7,4634 | 0,63410 | 8,9100 | 1,5323 | 79,79 | 8,2560 | 1,9556 | 0,57803 | 34,967 | 15,6466 | 265,05 | 3,7186 |
| 25 Ιαν. 01 | 0,9146 | 107,15 | 7,4627 | 0,63040 | 8,9000 | 1,5247 | 79,53 | 8,2260 | 1,9552 | 0,57803 | 34,928 | 15,6466 | 265,07 | 3,6594 |
| 26 Ιαν. 01 | 0,9228 | 107,69 | 7,4619 | 0,63150 | 8,9068 | 1,5278 | 79,48 | 8,2100 | 1,9550 | 0,57837 | 34,798 | 15,6466 | 265,12 | 3,6920 |
| 29 Ιαν. 01 | 0,9193 | 107,15 | 7,4622 | 0,63040 | 8,8600 | 1,5228 | 79,39 | 8,1950 | 1,9552 | 0,57850 | 34,760 | 15,6466 | 265,09 | 3,6781 |
| 30 Ιαν. 01 | 0,9197 | 107,38 | 7,4608 | 0,62980 | 8,8408 | 1,5204 | 79,36 | 8,1865 | 1,9557 | 0,57857 | 34,659 | 15,6466 | 265,15 | 3,6797 |
| 31 Ιαν. 01 | 0,9293 | 107,87 | 7,4611 | 0,63670 | 8,8395 | 1,5302 | 79,83 | 8,2050 | 1,9557 | 0,57877 | 34,690 | 15,6466 | 265,18 | 3,7182 |
| 1 Φεβρ. 01 | 0,9406 | 108,70 | 7,4638 | 0,63710 | 8,8968 | 1,5327 | 80,20 | 8,2130 | 1,9552 | 0,57931 | 34,882 | 15,6466 | 265,30 | 3,7633 |
| 2 Φεβρ. 01 | 0,9407 | 108,43 | 7,4624 | 0,63640 | 8,9140 | 1,5377 | 79,65 | 8,2050 | 1,9553 | 0,57951 | 34,862 | 15,6466 | 265,27 | 3,7637 |
| 5 Φεβρ. 01 | 0,9425 | 108,78 | 7,4644 | 0,63870 | 8,9363 | 1,5383 | 79,53 | 8,2040 | 1,9549 | 0,57951 | 34,838 | 15,6466 | 265,32 | 3,7709 |
| 6 Φεβρ. 01 | 0,9322 | 107,05 | 7,4637 | 0,63660 | 8,9165 | 1,5385 | 79,46 | 8,1750 | 1,9540 | 0,57954 | 34,665 | 15,6466 | 265,34 | 3,7298 |
| 7 Φεβρ. 01 | 0,9325 | 108,36 | 7,4631 | 0,63840 | 8,9125 | 1,5392 | 79,56 | 8,1875 | 1,9542 | 0,57937 | 34,672 | 15,6466 | 265,27 | 3,7309 |
| 8 Φεβρ. 01 | 0,9220 | 106,97 | 7,4613 | 0,63550 | 8,8795 | 1,5312 | 79,30 | 8,1715 | 1,9536 | 0,57937 | 34,650 | 15,6466 | 265,45 | 3,6871 |
| 9 Φεβρ. 01 | 0,9227 | 108,30 | 7,4611 | 0,63820 | 8,9115 | 1,5348 | 79,16 | 8,1855 | 1,9537 | 0,57951 | 34,570 | 15,6466 | 265,48 | 3,6899 |
| 12 Φεβρ. 01 | 0,9288 | 109,22 | 7,4616 | 0,63980 | 8,9490 | 1,5369 | 79,38 | 8,2020 | 1,9540 | 0,57954 | 34,623 | 15,6466 | 265,51 | 3,7141 |
| 13 Φεβρ. 01 | 0,9275 | 108,59 | 7,4608 | 0,63760 | 8,9930 | 1,5372 | 79,40 | 8,2165 | 1,9539 | 0,57961 | 34,577 | 15,6466 | 265,62 | 3,7110 |
| 14 Φεβρ. 01 | 0,9178 | 106,61 | 7,4617 | 0,63000 | 9,0355 | 1,5355 | 79,03 | 8,2190 | 1,9541 | 0,57944 | 34,483 | 15,6466 | 265,54 | 3,6701 |
| 15 Φεβρ. 01 | 0,9090 | 105,51 | 7,4627 | 0,62790 | 9,0180 | 1,5315 | 78,79 | 8,2075 | 1,9511 | 0,57941 | 34,487 | 15,6466 | 265,67 | 3,6351 |
| 16 Φεβρ. 01 | 0,9113 | 104,88 | 7,4640 | 0,62840 | 8,9615 | 1,5370 | 78,76 | 8,1950 | 1,9472 | 0,57921 | 34,450 | 15,6466 | 265,67 | 3,6465 |
| 19 Φεβρ. 01 | 0,9213 | 106,71 | 7,4634 | 0,63440 | 8,9930 | 1,5362 | 79,34 | 8,2060 | 1,9477 | 0,57924 | 34,647 | 15,6466 | 265,67 | 3,6847 |
| 20 Φεβρ. 01 | 0,9070 | 104,86 | 7,4630 | 0,63140 | 8,9645 | 1,5351 | 78,87 | 8,2195 | 1,9467 | 0,57921 | 34,550 | 15,6466 | 265,73 | 3,6275 |
| 21 Φεβρ. 01 | 0,9146 | 106,69 | 7,4640 | 0,63350 | 9,0050 | 1,5361 | 79,16 | 8,2425 | 1,9488 | 0,57911 | 34,733 | 15,6466 | 265,75 | 3,6583 |
| 22 Φεβρ. 01 | 0,9056 | 105,33 | 7,4645 | 0,62700 | 9,0528 | 1,5317 | 78,84 | 8,2600 | 1,9482 | 0,57921 | 34,708 | 15,6466 | 266,29 | 3,6233 |
| 23 Φεβρ. 01 | 0,9064 | 105,70 | 7,4635 | 0,62650 | 9,0818 | 1,5334 | 78,91 | 8,2455 | 1,9487 | 0,57917 | 34,578 | 15,6466 | 266,12 | 3,6265 |
| 26 Φεβρ. 01 | 0,9105 | 106,07 | 7,4648 | 0,62830 | 9,0230 | 1,5337 | 79,08 | 8,2230 | 1,9496 | 0,57923 | 34,580 | 15,6466 | 266,20 | 3,6429 |
| 27 Φεβρ. 01 | 0,9163 | 106,41 | 7,4640 | 0,63490 | 9,0360 | 1,5368 | 79,35 | 8,2285 | 1,9496 | 0,57917 | 34,608 | 15,6466 | 266,32 | 3,6661 |
| 28 Φεβρ. 01 | 0,9248 | 108,45 | 7,4631 | 0,63870 | 9,0588 | 1,5416 | 79,71 | 8,2440 | 1,9506 | 0,57924 | 34,642 | 15,6466 | 266,22 | 3,6999 |

* Μονάδες εθνικού νομίσματος ανά ευρώ.

Αμετάκλητες ισοτιμίες μετατροπής των νομισμάτων των χωρών της ευρωζώνης σε ευρώ

| | | |
|--|--|---|
| 1 ευρώ = 40,3399 Βελγικά φράγκα (BEF) | 1 ευρώ = 6,55957 Γαλλικά φράγκα (FRF) | 1 ευρώ = 2,0371 Ολλανδικά φιορίνια (NLG) |
| » = 1,95583 Γερμανικά μάρκα (DEM) | » = 0,787564 Ιρλανδικές λίρες (IEP) | » = 13,7603 Αυστριακά σελίνια (ATS) |
| » = 340,750 Ελληνικές δραχμές (GRD) | » = 1.936,27 Ιταλικές λιρέτες (ITL) | » = 200,482 Πορτογαλικά εσκούδο (PTE) |
| » = 166,386 Ισπανικές πεσέτες (ESP) | » = 40,3399 Φράγκα Λουξ/βούργου (LUF) | » = 5,94573 Φιλανδικά μάρκα (FIM) |

Πηγή: Τράπεζα της Ελλάδος και Ευρωπαϊκή Κεντρική Τράπεζα.

61. Διμερείς συναλλαγματικές ισοτιμίες έναντι του ευρώ*
Bilateral exchange rates against the euro*

| Περίοδος | Δολάριο ΗΠΑ US dollar USD | Γεν Ιαπωνίας Japanese yen JPY | Κορώνα Δανίας Danish krone DKK | Λίρα Αγγλίας Pound sterling GBP | Κορώνα Σουηδίας Swedish krona SEK | Φράγκο Ελβετίας Swiss franc CHF | Κορώνα Ισλανδίας Icelandic krona ISK | Κορώνα Νορβηγίας Norwegian krone NOK | Λέβα Βουλγαρίας Bulgarian lev BGN | Λίρα Κύπρου Cyprus pound CYP | Κορώνα Τσεχίας Czech Republic koruna CZK | Κορώνα Εσθονίας Estonian kroon EEK | Φόριντ Ουγγαρίας Hungarian forint HUF | Λίτα Λιθουανίας Lithuanian lita LTL |
|--------------------|---------------------------------|-------------------------------------|--------------------------------------|---------------------------------------|---|---------------------------------------|--|--|---|------------------------------------|--|--|---|---|
| 2001: | 0,8956 | 108,74 | 7,4521 | 0,62191 | 9,2556 | 1,5104 | 87,42 | 8,0487 | 1,9482 | 0,57592 | 34,057 | 15,6466 | 256,60 | 3,5823 |
| Ιαν. 01 | 0,9383 | 109,57 | 7,4642 | 0,63480 | 8,9055 | 1,5291 | 79,86 | 8,2355 | 1,9553 | 0,57754 | 35,128 | 15,6466 | 265,00 | 3,7540 |
| Φεβρ. 01 | 0,9217 | 107,08 | 7,4630 | 0,63400 | 8,9770 | 1,5358 | 79,27 | 8,2125 | 1,9516 | 0,57935 | 34,640 | 15,6466 | 265,69 | 3,6871 |
| Μάρτ. 01 | 0,9095 | 110,33 | 7,4643 | 0,62915 | 9,1264 | 1,5355 | 79,72 | 8,1600 | 1,9496 | 0,57892 | 34,590 | 15,6466 | 266,47 | 3,6383 |
| Απρ. 01 | 0,8920 | 110,36 | 7,4633 | 0,62168 | 9,1120 | 1,5287 | 83,29 | 8,1146 | 1,9474 | 0,57859 | 34,555 | 15,6466 | 266,99 | 3,5676 |
| Μάιος 01 | 0,8742 | 106,50 | 7,4612 | 0,61328 | 9,0576 | 1,5334 | 88,12 | 7,9927 | 1,9468 | 0,57771 | 34,375 | 15,6466 | 258,29 | 3,4970 |
| Ιούν. 01 | 0,8533 | 104,42 | 7,4538 | 0,60933 | 9,2091 | 1,5225 | 89,44 | 7,9338 | 1,9470 | 0,57510 | 33,950 | 15,6466 | 246,94 | 3,4128 |
| Ιούλ. 01 | 0,8607 | 107,21 | 7,4447 | 0,60857 | 9,2637 | 1,5135 | 87,89 | 7,9714 | 1,9465 | 0,57403 | 33,868 | 15,6466 | 248,94 | 3,4429 |
| Αύγ. 01 | 0,9005 | 109,34 | 7,4450 | 0,62672 | 9,3107 | 1,5144 | 88,70 | 8,0552 | 1,9472 | 0,57364 | 34,050 | 15,6466 | 251,02 | 3,6017 |
| Σεπτ. 01 | 0,9111 | 108,20 | 7,4413 | 0,62291 | 9,6744 | 1,4913 | 91,16 | 7,9985 | 1,9467 | 0,57326 | 34,157 | 15,6466 | 255,94 | 3,6436 |
| Οκτ. 01 | 0,9059 | 109,86 | 7,4367 | 0,62393 | 9,5780 | 1,4793 | 92,84 | 7,9970 | 1,9469 | 0,57429 | 33,549 | 15,6466 | 255,23 | 3,6223 |
| Νοέμ. 01 | 0,8883 | 108,68 | 7,4452 | 0,61838 | 9,4166 | 1,4663 | 95,32 | 7,9224 | 1,9466 | 0,57376 | 33,291 | 15,6466 | 251,36 | 3,5520 |
| Δεκ. 01 | 0,8924 | 113,38 | 7,4431 | 0,62012 | 9,4359 | 1,4749 | 93,37 | 7,9911 | 1,9465 | 0,57486 | 32,532 | 15,6466 | 247,31 | 3,5687 |
| 1 Μαρτ. 01 | 0,9269 | 108,72 | 7,4629 | 0,63920 | 9,0477 | 1,5411 | 79,76 | 8,2320 | 1,9505 | 0,57934 | 34,711 | 15,6466 | 266,44 | 3,7085 |
| 2 Μαρτ. 01 | 0,9363 | 111,55 | 7,4656 | 0,63560 | 9,0410 | 1,5379 | 80,03 | 8,2195 | 1,9532 | 0,57934 | 34,849 | 15,6466 | 266,46 | 3,7460 |
| 5 Μαρτ. 01 | 0,9305 | 111,14 | 7,4652 | 0,63300 | 9,0663 | 1,5376 | 79,83 | 8,2260 | 1,9530 | 0,57924 | 34,915 | 15,6466 | 266,33 | 3,7224 |
| 6 Μαρτ. 01 | 0,9279 | 109,89 | 7,4631 | 0,63230 | 9,0347 | 1,5373 | 79,82 | 8,2315 | 1,9543 | 0,57924 | 34,787 | 15,6466 | 266,23 | 3,7122 |
| 7 Μαρτ. 01 | 0,9307 | 111,38 | 7,4628 | 0,63580 | 9,0540 | 1,5372 | 80,02 | 8,2155 | 1,9543 | 0,57914 | 34,888 | 15,6466 | 266,30 | 3,7237 |
| 8 Μαρτ. 01 | 0,9312 | 111,38 | 7,4635 | 0,63440 | 9,0513 | 1,5418 | 79,93 | 8,2210 | 1,9538 | 0,57914 | 34,720 | 15,6466 | 266,21 | 3,7257 |
| 9 Μαρτ. 01 | 0,9357 | 111,71 | 7,4642 | 0,63740 | 9,0860 | 1,5431 | 80,12 | 8,2070 | 1,9522 | 0,57911 | 34,613 | 15,6466 | 266,23 | 3,7437 |
| 12 Μαρτ. 01 | 0,9272 | 111,44 | 7,4651 | 0,63360 | 9,1128 | 1,5413 | 79,92 | 8,2220 | 1,9519 | 0,57904 | 34,630 | 15,6466 | 266,25 | 3,7097 |
| 13 Μαρτ. 01 | 0,9202 | 110,27 | 7,4652 | 0,63410 | 9,1760 | 1,5374 | 79,77 | 8,2345 | 1,9492 | 0,57904 | 34,640 | 15,6466 | 266,37 | 3,6808 |
| 14 Μαρτ. 01 | 0,9182 | 110,06 | 7,4666 | 0,63040 | 9,1797 | 1,5361 | 79,64 | 8,2130 | 1,9494 | 0,57884 | 34,608 | 15,6466 | 266,49 | 3,6737 |
| 15 Μαρτ. 01 | 0,9064 | 110,53 | 7,4646 | 0,62850 | 9,1470 | 1,5387 | 79,40 | 8,1835 | 1,9492 | 0,57880 | 34,563 | 15,6466 | 266,54 | 3,6265 |
| 16 Μαρτ. 01 | 0,8947 | 109,85 | 7,4649 | 0,62510 | 9,1450 | 1,5367 | 79,04 | 8,1695 | 1,9485 | 0,57874 | 34,516 | 15,6466 | 266,51 | 3,5795 |
| 19 Μαρτ. 01 | 0,8996 | 109,83 | 7,4643 | 0,62920 | 9,1373 | 1,5354 | 79,16 | 8,1230 | 1,9485 | 0,57921 | 34,563 | 15,6466 | 266,51 | 3,5993 |
| 20 Μαρτ. 01 | 0,9020 | 110,64 | 7,4640 | 0,63130 | 9,1440 | 1,5318 | 79,20 | 8,1265 | 1,9484 | 0,57904 | 34,613 | 15,6466 | 266,43 | 3,6083 |
| 21 Μαρτ. 01 | 0,8990 | 111,25 | 7,4639 | 0,62930 | 9,1875 | 1,5338 | 79,09 | 8,1235 | 1,9481 | 0,57874 | 34,550 | 15,6466 | 266,49 | 3,5951 |
| 22 Μαρτ. 01 | 0,8889 | 110,25 | 7,4658 | 0,62570 | 9,2393 | 1,5283 | 78,79 | 8,1165 | 1,9465 | 0,57844 | 34,428 | 15,6466 | 266,58 | 3,5547 |
| 23 Μαρτ. 01 | 0,8922 | 109,69 | 7,4656 | 0,62580 | 9,1833 | 1,5319 | 79,02 | 8,0855 | 1,9471 | 0,57837 | 34,387 | 15,6466 | 266,58 | 3,5679 |
| 26 Μαρτ. 01 | 0,8935 | 110,08 | 7,4651 | 0,62310 | 9,1380 | 1,5328 | 79,24 | 8,0830 | 1,9470 | 0,57844 | 34,300 | 15,6466 | 266,60 | 3,5731 |
| 27 Μαρτ. 01 | 0,8952 | 110,16 | 7,4637 | 0,62400 | 9,1210 | 1,5347 | 80,43 | 8,0850 | 1,9470 | 0,57867 | 34,283 | 15,6466 | 266,57 | 3,5799 |
| 28 Μαρτ. 01 | 0,8860 | 107,81 | 7,4630 | 0,61940 | 9,1378 | 1,5304 | 80,66 | 8,0810 | 1,9462 | 0,57867 | 34,390 | 15,6466 | 266,75 | 3,5431 |
| 29 Μαρτ. 01 | 0,8840 | 108,96 | 7,4627 | 0,61480 | 9,1935 | 1,5278 | 80,19 | 8,0650 | 1,9460 | 0,57884 | 34,470 | 15,6466 | 266,73 | 3,5352 |
| 30 Μαρτ. 01 | 0,8832 | 110,74 | 7,4627 | 0,61920 | 9,1570 | 1,5271 | 80,84 | 8,0570 | 1,9473 | 0,57887 | 34,552 | 15,6466 | 266,72 | 3,5332 |
| 2 Απρ. 01 | 0,8772 | 110,83 | 7,4616 | 0,61800 | 9,1470 | 1,5264 | 80,84 | 8,0580 | 1,9472 | 0,57874 | 34,470 | 15,6466 | 266,78 | 3,5097 |
| 3 Απρ. 01 | 0,8845 | 111,36 | 7,4625 | 0,62120 | 9,1690 | 1,5272 | 81,54 | 8,0975 | 1,9492 | 0,57860 | 34,601 | 15,6466 | 266,73 | 3,5388 |
| 4 Απρ. 01 | 0,9032 | 113,52 | 7,4658 | 0,62890 | 9,2270 | 1,5264 | 82,96 | 8,1815 | 1,9495 | 0,57857 | 34,663 | 15,6466 | 266,74 | 3,6136 |
| 5 Απρ. 01 | 0,9020 | 112,04 | 7,4641 | 0,62820 | 9,1910 | 1,5291 | 83,33 | 8,1670 | 1,9496 | 0,57870 | 34,688 | 15,6466 | 266,80 | 3,6089 |
| 6 Απρ. 01 | 0,8940 | 111,38 | 7,4633 | 0,62650 | 9,1405 | 1,5276 | 83,01 | 8,1285 | 1,9489 | 0,57884 | 34,615 | 15,6466 | 266,83 | 3,5752 |
| 9 Απρ. 01 | 0,9018 | 112,80 | 7,4633 | 0,62430 | 9,0969 | 1,5293 | 83,20 | 8,1410 | 1,9473 | 0,57890 | 34,573 | 15,6466 | 266,83 | 3,6063 |
| 10 Απρ. 01 | 0,8945 | 111,34 | 7,4634 | 0,61990 | 9,0690 | 1,5275 | 82,85 | 8,1045 | 1,9472 | 0,57880 | 34,782 | 15,6466 | 266,86 | 3,5771 |
| 11 Απρ. 01 | 0,8840 | 109,80 | 7,4624 | 0,61790 | 9,0125 | 1,5224 | 82,33 | 8,0665 | 1,9470 | 0,57857 | 34,720 | 15,6466 | 266,96 | 3,5351 |
| 12 Απρ. 01 | 0,8849 | 109,00 | 7,4625 | 0,61730 | 9,0010 | 1,5184 | 82,36 | 8,0725 | 1,9461 | 0,57867 | 34,450 | 15,6466 | 266,98 | 3,5387 |
| 17 Απρ. 01 | 0,8791 | 108,75 | 7,4624 | 0,61310 | 9,0550 | 1,5225 | 82,39 | 8,0480 | 1,9467 | 0,57834 | 34,402 | 15,6466 | 266,98 | 3,5155 |
| 18 Απρ. 01 | 0,8778 | 107,82 | 7,4619 | 0,61560 | 9,0455 | 1,5285 | 82,60 | 8,0590 | 1,9460 | 0,57854 | 34,392 | 15,6466 | 266,99 | 3,5104 |
| 19 Απρ. 01 | 0,8827 | 107,49 | 7,4621 | 0,61720 | 9,0220 | 1,5290 | 82,98 | 8,0605 | 1,9461 | 0,57844 | 34,413 | 15,6466 | 267,04 | 3,5308 |
| 20 Απρ. 01 | 0,8989 | 110,18 | 7,4635 | 0,62350 | 9,0950 | 1,5311 | 83,89 | 8,1230 | 1,9465 | 0,57844 | 34,503 | 15,6466 | 267,06 | 3,5956 |
| 23 Απρ. 01 | 0,9002 | 109,71 | 7,4636 | 0,62460 | 9,1345 | 1,5311 | 84,29 | 8,1465 | 1,9470 | 0,57864 | 34,388 | 15,6466 | 267,11 | 3,6008 |
| 24 Απρ. 01 | 0,8973 | 109,14 | 7,4632 | 0,62360 | 9,1660 | 1,5282 | 84,36 | 8,1470 | 1,9465 | 0,57850 | 34,457 | 15,6466 | 267,17 | 3,5889 |
| 25 Απρ. 01 | 0,8947 | 109,55 | 7,4637 | 0,62270 | 9,1660 | 1,5320 | 84,24 | 8,1625 | 1,9462 | 0,57834 | 34,634 | 15,6466 | 267,11 | 3,5779 |
| 26 Απρ. 01 | 0,9013 | 110,36 | 7,4639 | 0,62460 | 9,1572 | 1,5334 | 84,60 | 8,1665 | 1,9472 | 0,57850 | 34,622 | 15,6466 | 267,22 | 3,6046 |
| 27 Απρ. 01 | 0,9023 | 112,01 | 7,4645 | 0,62540 | 9,1195 | 1,5378 | 84,99 | 8,1550 | 1,9482 | 0,57850 | 34,645 | 15,6466 | 267,32 | 3,6083 |
| 30 Απρ. 01 | 0,8876 | 109,67 | 7,4644 | 0,61950 | 9,1135 | 1,5366 | 85,80 | 8,0925 | 1,9482 | 0,57860 | 34,526 | 15,6466 | 267,32 | 3,5490 |

* Μονάδες εθνικού νομίσματος ανά ευρώ.

Αμετάκλητες ισοτιμίες μετατροπής των νομισμάτων των χωρών της ευρωζώνης σε ευρώ

| | | |
|--|--|--|
| 1 ευρώ = 40,3399 Βελγικά φράγκα (BEF) | 1 ευρώ = 6,55957 Γαλλικά φράγκα (FRF) | 1 ευρώ = 2,20371 Ολλανδικά φιορίνια (NLG) |
| » = 1,95583 Γερμανικά μάρκα (DEM) | » = 0,787564 Ιρλανδικές λίρες (IEP) | » = 13,7603 Αυστριακά σελίνια (ATS) |
| » = 340,750 Ελληνικές δραχμές (GRD) | » = 1.936,27 Ιταλικές λιρέτες (ITL) | » = 200,482 Πορτογαλικά εσκούδο (PTE) |
| » = 166,386 Ισπανικές πεσέτες (ESP) | » = 40,3399 Φράγκα Λουξ/βούργου (LUF) | » = 5,94573 Φιλανδικά μάρκα (FIM) |

Πηγή: Τράπεζα της Ελλάδος και Ευρωπαϊκή Κεντρική Τράπεζα.

61. Διμερείς συναλλαγματικές ισοτιμίες έναντι του ευρώ*

Bilateral exchange rates against the euro*

| Περίοδος | Δολάριο ΗΠΑ US dollar USD | Γεν Ιαπωνίας Japanese yen JPY | Κορώνα Δανίας Danish krone DKK | Λίρα Αγγλίας Pound sterling GBP | Κορώνα Σουηδίας Swedish krona SEK | Φράγκο Ελβετίας Swiss franc CHF | Κορώνα Ισλανδίας Icelandic krona ISK | Κορώνα Νορβηγίας Norwegian krone NOK | Λέβα Βουλγαρίας Bulgarian lev BGN | Λίρα Κύπρου Cyprus pound CYP | Κορώνα Τσεχίας Czech Republic koruna CZK | Κορώνα Εσθονίας Estonian kroon EEK | Φόριντ Ουγγαρίας Hungarian forint HUF | Λίτα Λιθουανίας Lithuanian lita LTL |
|--------------------|---------------------------------|-------------------------------------|--------------------------------------|---------------------------------------|---|---------------------------------------|--|--|---|------------------------------------|--|--|---|---|
| 2001: | 0,8956 | 108,74 | 7,4521 | 0,62191 | 9,2556 | 1,5104 | 87,42 | 8,0487 | 1,9482 | 0,57592 | 34,057 | 15,6466 | 256,60 | 3,5823 |
| Ιαν. 01 | 0,9383 | 109,57 | 7,4642 | 0,63480 | 8,9055 | 1,5291 | 79,86 | 8,2355 | 1,9553 | 0,57754 | 35,128 | 15,6466 | 265,00 | 3,7540 |
| Φεβρ. 01 | 0,9217 | 107,08 | 7,4630 | 0,63400 | 8,9770 | 1,5358 | 79,27 | 8,2125 | 1,9516 | 0,57935 | 34,640 | 15,6466 | 265,69 | 3,6871 |
| Μάρτ. 01 | 0,9095 | 110,33 | 7,4643 | 0,62915 | 9,1264 | 1,5355 | 79,72 | 8,1600 | 1,9496 | 0,57892 | 34,590 | 15,6466 | 266,47 | 3,6383 |
| Απρ. 01 | 0,8920 | 110,36 | 7,4633 | 0,62168 | 9,1120 | 1,5287 | 83,29 | 8,1146 | 1,9474 | 0,57859 | 34,555 | 15,6466 | 266,99 | 3,5676 |
| Μάιος 01 | 0,8742 | 106,50 | 7,4612 | 0,61328 | 9,0576 | 1,5334 | 88,12 | 7,9927 | 1,9468 | 0,57771 | 34,375 | 15,6466 | 258,29 | 3,4970 |
| Ιούν. 01 | 0,8533 | 104,42 | 7,4538 | 0,60933 | 9,2091 | 1,5225 | 89,44 | 7,9338 | 1,9470 | 0,57510 | 33,950 | 15,6466 | 246,94 | 3,4128 |
| Ιούλ. 01 | 0,8607 | 107,21 | 7,4447 | 0,60857 | 9,2637 | 1,5135 | 87,89 | 7,9714 | 1,9465 | 0,57403 | 33,868 | 15,6466 | 248,94 | 3,4429 |
| Αύγ. 01 | 0,9005 | 109,34 | 7,4450 | 0,62672 | 9,3107 | 1,5144 | 88,70 | 8,0552 | 1,9472 | 0,57364 | 34,050 | 15,6466 | 251,02 | 3,6017 |
| Σεπτ. 01 | 0,9111 | 108,20 | 7,4413 | 0,62291 | 9,6744 | 1,4913 | 91,16 | 7,9985 | 1,9467 | 0,57326 | 34,157 | 15,6466 | 255,94 | 3,6436 |
| Οκτ. 01 | 0,9059 | 109,86 | 7,4367 | 0,62393 | 9,5780 | 1,4793 | 92,84 | 7,9970 | 1,9469 | 0,57429 | 33,549 | 15,6466 | 255,23 | 3,6223 |
| Νοέμ. 01 | 0,8883 | 108,68 | 7,4452 | 0,61838 | 9,4166 | 1,4663 | 95,32 | 7,9224 | 1,9466 | 0,57376 | 33,291 | 15,6466 | 251,36 | 3,5520 |
| Δεκ. 01 | 0,8924 | 113,38 | 7,4431 | 0,62012 | 9,4359 | 1,4749 | 93,37 | 7,9911 | 1,9465 | 0,57486 | 32,532 | 15,6466 | 247,31 | 3,5687 |
| 2 Μαΐου 01 | 0,8907 | 108,81 | 7,4645 | 0,62250 | 9,1478 | 1,5416 | 89,17 | 8,1030 | 1,9480 | 0,57850 | 34,668 | 15,6466 | 267,24 | 3,5619 |
| 3 Μαΐου 01 | 0,8903 | 108,24 | 7,4646 | 0,62220 | 9,1180 | 1,5419 | 91,09 | 8,0990 | 1,9476 | 0,57847 | 34,635 | 15,6466 | 267,30 | 3,5616 |
| 4 Μαΐου 01 | 0,8939 | 108,19 | 7,4651 | 0,62260 | 9,1353 | 1,5434 | 91,91 | 8,0925 | 1,9479 | 0,57827 | 34,630 | 15,6466 | 262,24 | 3,5748 |
| 7 Μαΐου 01 | 0,8919 | 108,20 | 7,4648 | 0,62000 | 9,1089 | 1,5432 | 90,53 | 8,0790 | 1,9478 | 0,57820 | 34,540 | 15,6466 | 260,28 | 3,5672 |
| 8 Μαΐου 01 | 0,8866 | 108,21 | 7,4643 | 0,61850 | 9,1069 | 1,5419 | 88,69 | 8,0540 | 1,9479 | 0,57824 | 34,485 | 15,6466 | 258,48 | 3,5460 |
| 9 Μαΐου 01 | 0,8827 | 107,50 | 7,4641 | 0,62130 | 9,1160 | 1,5401 | 86,21 | 8,0400 | 1,9479 | 0,57817 | 34,423 | 15,6466 | 258,33 | 3,5292 |
| 10 Μαΐου 01 | 0,8850 | 108,17 | 7,4635 | 0,62230 | 9,0725 | 1,5404 | 86,44 | 8,0710 | 1,9475 | 0,57830 | 34,417 | 15,6466 | 258,57 | 3,5392 |
| 11 Μαΐου 01 | 0,8773 | 107,35 | 7,4620 | 0,61810 | 8,9695 | 1,5353 | 86,54 | 8,0185 | 1,9467 | 0,57840 | 34,390 | 15,6466 | 257,41 | 3,5089 |
| 14 Μαΐου 01 | 0,8745 | 107,62 | 7,4613 | 0,61720 | 9,0025 | 1,5327 | 85,99 | 7,9900 | 1,9463 | 0,57850 | 34,378 | 15,6466 | 257,38 | 3,4984 |
| 15 Μαΐου 01 | 0,8768 | 108,35 | 7,4614 | 0,61850 | 8,9995 | 1,5319 | 87,41 | 8,0190 | 1,9468 | 0,57824 | 34,417 | 15,6466 | 258,25 | 3,5082 |
| 16 Μαΐου 01 | 0,8834 | 109,26 | 7,4621 | 0,61930 | 9,0712 | 1,5329 | 88,44 | 8,0335 | 1,9465 | 0,57813 | 34,350 | 15,6466 | 258,46 | 3,5351 |
| 17 Μαΐου 01 | 0,8815 | 108,58 | 7,4621 | 0,61650 | 9,0317 | 1,5330 | 88,02 | 8,0030 | 1,9465 | 0,57783 | 34,323 | 15,6466 | 257,45 | 3,5269 |
| 18 Μαΐου 01 | 0,8777 | 108,35 | 7,4609 | 0,61370 | 9,0120 | 1,5341 | 88,35 | 7,9605 | 1,9462 | 0,57753 | 34,354 | 15,6466 | 257,95 | 3,5117 |
| 21 Μαΐου 01 | 0,8754 | 107,79 | 7,4608 | 0,60900 | 8,9800 | 1,5316 | 87,90 | 7,9310 | 1,9466 | 0,57733 | 34,327 | 15,6466 | 258,52 | 3,5025 |
| 22 Μαΐου 01 | 0,8685 | 106,96 | 7,4592 | 0,60690 | 8,9725 | 1,5317 | 87,49 | 7,9315 | 1,9461 | 0,57717 | 34,259 | 15,6466 | 258,43 | 3,4745 |
| 23 Μαΐου 01 | 0,8585 | 104,01 | 7,4593 | 0,60370 | 9,0515 | 1,5269 | 86,97 | 7,9440 | 1,9461 | 0,57710 | 34,233 | 15,6466 | 257,21 | 3,4351 |
| 24 Μαΐου 01 | 0,8604 | 103,15 | 7,4584 | 0,60770 | 9,0195 | 1,5269 | 86,94 | 7,9325 | 1,9462 | 0,57707 | 34,271 | 15,6466 | 256,76 | 3,4425 |
| 25 Μαΐου 01 | 0,8591 | 103,54 | 7,4592 | 0,60450 | 9,0525 | 1,5272 | 87,16 | 7,9010 | 1,9461 | 0,57697 | 34,288 | 15,6466 | 255,35 | 3,4373 |
| 28 Μαΐου 01 | 0,8584 | 103,98 | 7,4582 | 0,60480 | 9,0595 | 1,5272 | 87,05 | 7,9115 | 1,9461 | 0,57700 | 34,318 | 15,6466 | 255,35 | 3,4345 |
| 29 Μαΐου 01 | 0,8552 | 102,88 | 7,4575 | 0,60320 | 9,0350 | 1,5260 | 88,24 | 7,8865 | 1,9461 | 0,57690 | 34,219 | 15,6466 | 254,00 | 3,4217 |
| 30 Μαΐου 01 | 0,8558 | 102,77 | 7,4567 | 0,60240 | 9,0800 | 1,5252 | 89,36 | 7,9080 | 1,9466 | 0,57660 | 34,136 | 15,6466 | 253,65 | 3,4241 |
| 31 Μαΐου 01 | 0,8480 | 101,00 | 7,4556 | 0,59730 | 9,1250 | 1,5206 | 88,81 | 7,9300 | 1,9470 | 0,57677 | 34,195 | 15,6466 | 253,75 | 3,3927 |
| 1 Ιουν. 01 | 0,8478 | 100,62 | 7,4564 | 0,59780 | 9,1725 | 1,5209 | 87,84 | 7,9820 | 1,9469 | 0,57620 | 34,053 | 15,6466 | 253,55 | 3,3921 |
| 5 Ιουν. 01 | 0,8465 | 101,44 | 7,4560 | 0,59980 | 9,2412 | 1,5142 | 89,22 | 7,9690 | 1,9469 | 0,57604 | 33,955 | 15,6466 | 251,61 | 3,3868 |
| 6 Ιουν. 01 | 0,8543 | 103,13 | 7,4577 | 0,60870 | 9,2275 | 1,5181 | 89,01 | 7,9675 | 1,9470 | 0,57604 | 34,127 | 15,6466 | 250,35 | 3,4172 |
| 7 Ιουν. 01 | 0,8466 | 101,70 | 7,4564 | 0,61240 | 9,3182 | 1,5236 | 88,22 | 7,9555 | 1,9465 | 0,57577 | 34,075 | 15,6466 | 249,07 | 3,3864 |
| 8 Ιουν. 01 | 0,8468 | 102,14 | 7,4546 | 0,61280 | 9,3229 | 1,5219 | 88,53 | 7,9510 | 1,9464 | 0,57561 | 34,081 | 15,6466 | 250,58 | 3,3875 |
| 11 Ιουν. 01 | 0,8494 | 103,39 | 7,4544 | 0,61360 | 9,3110 | 1,5228 | 88,69 | 7,9535 | 1,9467 | 0,57554 | 34,048 | 15,6466 | 250,15 | 3,3969 |
| 12 Ιουν. 01 | 0,8474 | 103,16 | 7,4547 | 0,61520 | 9,3200 | 1,5222 | 88,79 | 7,9835 | 1,9462 | 0,57534 | 33,905 | 15,6466 | 248,80 | 3,3892 |
| 13 Ιουν. 01 | 0,8542 | 104,28 | 7,4557 | 0,62030 | 9,2605 | 1,5280 | 89,57 | 7,9950 | 1,9470 | 0,57518 | 33,990 | 15,6466 | 247,58 | 3,4157 |
| 14 Ιουν. 01 | 0,8492 | 103,52 | 7,4555 | 0,61140 | 9,2511 | 1,5254 | 89,65 | 7,9545 | 1,9470 | 0,57508 | 33,873 | 15,6466 | 247,10 | 3,3955 |
| 15 Ιουν. 01 | 0,8662 | 104,74 | 7,4555 | 0,61500 | 9,1600 | 1,5255 | 90,76 | 7,9980 | 1,9473 | 0,57504 | 34,000 | 15,6466 | 246,15 | 3,4641 |
| 18 Ιουν. 01 | 0,8581 | 105,71 | 7,4554 | 0,61240 | 9,1000 | 1,5292 | 90,49 | 7,9225 | 1,9469 | 0,57509 | 33,963 | 15,6466 | 245,74 | 3,4315 |
| 19 Ιουν. 01 | 0,8563 | 105,43 | 7,4551 | 0,61320 | 9,0719 | 1,5300 | 90,58 | 7,9000 | 1,9467 | 0,57521 | 33,903 | 15,6466 | 246,27 | 3,4243 |
| 20 Ιουν. 01 | 0,8513 | 105,00 | 7,4550 | 0,61100 | 9,1139 | 1,5248 | 91,60 | 7,8565 | 1,9465 | 0,57481 | 33,927 | 15,6466 | 246,70 | 3,4042 |
| 21 Ιουν. 01 | 0,8552 | 106,12 | 7,4552 | 0,60640 | 9,1475 | 1,5204 | 91,05 | 7,8940 | 1,9470 | 0,57471 | 34,032 | 15,6466 | 245,16 | 3,4199 |
| 22 Ιουν. 01 | 0,8528 | 105,98 | 7,4531 | 0,60370 | 9,1510 | 1,5168 | 89,81 | 7,8600 | 1,9475 | 0,57458 | 33,940 | 15,6466 | 243,88 | 3,4104 |
| 25 Ιουν. 01 | 0,8607 | 106,71 | 7,4535 | 0,60820 | 9,1495 | 1,5202 | 89,49 | 7,9285 | 1,9473 | 0,57438 | 33,885 | 15,6466 | 243,35 | 3,4420 |
| 26 Ιουν. 01 | 0,8611 | 106,71 | 7,4522 | 0,60900 | 9,2192 | 1,5222 | 88,93 | 7,9360 | 1,9476 | 0,57428 | 33,830 | 15,6466 | 243,35 | 3,4453 |
| 27 Ιουν. 01 | 0,8622 | 107,05 | 7,4479 | 0,60910 | 9,2400 | 1,5223 | 88,88 | 7,8990 | 1,9480 | 0,57442 | 33,860 | 15,6466 | 243,57 | 3,4497 |
| 28 Ιουν. 01 | 0,8511 | 106,15 | 7,4470 | 0,60350 | 9,1925 | 1,5193 | 88,71 | 7,8840 | 1,9478 | 0,57438 | 33,780 | 15,6466 | 242,18 | 3,4050 |
| 29 Ιουν. 01 | 0,8480 | 105,37 | 7,4444 | 0,60310 | 9,2125 | 1,5228 | 88,92 | 7,8865 | 1,9474 | 0,57428 | 33,780 | 15,6466 | 243,63 | 3,3926 |

* Μονάδες εθνικού νομίσματος ανά ευρώ.

Αμετάκλητες ισοτιμίες μετατροπής των νομισμάτων των χωρών της ευρωζώνης σε ευρώ

| | | | | | |
|------------------|-------------------------|------------------|---------------------------|------------------|---------------------------|
| 1 ευρώ = 40,3399 | Βελγικά φράγκα (BEF) | 1 ευρώ = 6,55957 | Γαλλικά φράγκα (FRF) | 1 ευρώ = 2,00371 | Ολλανδικά φιορίνια (NLG) |
| » = 1,95583 | Γερμανικά μάρκα (DEM) | » = 0,787564 | Ιρλανδικές λίρες (IEP) | » = 13,7603 | Αυστριακά σελίνια (ATS) |
| » = 340,750 | Ελληνικές δραχμές (GRD) | » = 1.936,27 | Ιταλικές λιρέτες (LIT) | » = 200,482 | Πορτογαλικά εσκούδο (PTE) |
| » = 166,386 | Ισπανικές πεσέτες (ESP) | » = 40,3399 | Φράγκα Λουξ/βούργου (LUF) | » = 5,94573 | Φιλανδικά μάρκα (FIM) |

Πηγή: Τράπεζα της Ελλάδος και Ευρωπαϊκή Κεντρική Τράπεζα.

61. Διμερείς συναλλαγματικές ισοτιμίες έναντι του ευρώ*

Bilateral exchange rates against the euro*

| Περίοδος | Δολάριο ΗΠΑ US dollar USD | Γεν Ιαπωνίας Japanese yen JPY | Κορώνα Δανίας Danish krone DKK | Λίρα Αγγλίας Pound sterling GBP | Κορώνα Σουηδίας Swedish krona SEK | Φράγκο Ελβετίας Swiss franc CHF | Κορώνα Ισλανδίας Icelandic krona ISK | Κορώνα Νορβηγίας Norwegian krona NOK | Λέβα Βουλγαρίας Bulgarian lev BGN | Λίρα Κύπρου Cyprus pound CYP | Κορώνα Τσεχίας Czech Republic koruna CZK | Κορώνα Εσθονίας Estonian kroon EEK | Φόριντ Ουγγαρίας Hungarian forint HUF | Λίτα Λιθουανίας Lithuanian lita LTL |
|--------------------|---------------------------------|-------------------------------------|--------------------------------------|---------------------------------------|---|---------------------------------------|--|--|---|------------------------------------|--|--|---|---|
| 2001: | 0,8956 | 108,74 | 7,4521 | 0,62191 | 9,2556 | 1,5104 | 87,42 | 8,0487 | 1,9482 | 0,57592 | 34,057 | 15,6466 | 256,60 | 3,5823 |
| Ιαν. 01 | 0,9383 | 109,57 | 7,4642 | 0,63480 | 8,9055 | 1,5291 | 79,86 | 8,2355 | 1,9553 | 0,57754 | 35,128 | 15,6466 | 265,00 | 3,7540 |
| Φεβρ. 01 | 0,9217 | 107,08 | 7,4630 | 0,63400 | 8,9770 | 1,5358 | 79,27 | 8,2125 | 1,9516 | 0,57935 | 34,640 | 15,6466 | 265,69 | 3,6871 |
| Μάρτ. 01 | 0,9095 | 110,33 | 7,4643 | 0,62915 | 9,1264 | 1,5355 | 79,72 | 8,1600 | 1,9496 | 0,57892 | 34,590 | 15,6466 | 266,47 | 3,6383 |
| Απρ. 01 | 0,8920 | 110,36 | 7,4633 | 0,62168 | 9,1120 | 1,5287 | 83,29 | 8,1146 | 1,9474 | 0,57859 | 34,555 | 15,6466 | 266,99 | 3,5676 |
| Μάιος 01 | 0,8742 | 106,50 | 7,4612 | 0,61328 | 9,0576 | 1,5334 | 88,12 | 7,9927 | 1,9468 | 0,57771 | 34,375 | 15,6466 | 258,29 | 3,4970 |
| Ιούν. 01 | 0,8533 | 104,42 | 7,4538 | 0,60933 | 9,2091 | 1,5225 | 89,44 | 7,9338 | 1,9470 | 0,57510 | 33,950 | 15,6466 | 246,94 | 3,4128 |
| Ιούλ. 01 | 0,8607 | 107,21 | 7,4447 | 0,60857 | 9,2637 | 1,5135 | 87,89 | 7,9714 | 1,9465 | 0,57403 | 33,868 | 15,6466 | 248,94 | 3,4429 |
| Αύγ. 01 | 0,9005 | 109,34 | 7,4450 | 0,62672 | 9,3107 | 1,5144 | 88,70 | 8,0552 | 1,9472 | 0,57364 | 34,050 | 15,6466 | 251,02 | 3,6017 |
| Σεπτ. 01 | 0,9111 | 108,20 | 7,4413 | 0,62291 | 9,6744 | 1,4913 | 91,16 | 7,9985 | 1,9467 | 0,57326 | 34,157 | 15,6466 | 255,94 | 3,6436 |
| Οκτ. 01 | 0,9059 | 109,86 | 7,4367 | 0,62393 | 9,5780 | 1,4793 | 92,84 | 7,9970 | 1,9469 | 0,57429 | 33,549 | 15,6466 | 255,23 | 3,6223 |
| Νοέμ. 01 | 0,8883 | 108,68 | 7,4452 | 0,61838 | 9,4166 | 1,4663 | 95,32 | 7,9224 | 1,9466 | 0,57376 | 33,291 | 15,6466 | 251,36 | 3,5520 |
| Δεκ. 01 | 0,8924 | 113,38 | 7,4431 | 0,62012 | 9,4359 | 1,4749 | 93,37 | 7,9911 | 1,9465 | 0,57486 | 32,532 | 15,6466 | 247,31 | 3,5687 |
| 2 Ιουλ. 01 | 0,8455 | 105,16 | 7,4449 | 0,59800 | 9,2326 | 1,5209 | 87,76 | 7,9345 | 1,9473 | 0,57418 | 33,800 | 15,6466 | 242,85 | 3,3828 |
| 3 Ιουλ. 01 | 0,8497 | 105,43 | 7,4457 | 0,60190 | 9,2416 | 1,5236 | 88,02 | 7,9505 | 1,9469 | 0,57412 | 33,767 | 15,6466 | 242,58 | 3,3989 |
| 4 Ιουλ. 01 | 0,8453 | 105,16 | 7,4443 | 0,60260 | 9,2032 | 1,5194 | 88,19 | 7,9240 | 1,9470 | 0,57402 | 33,762 | 15,6466 | 240,90 | 3,3820 |
| 5 Ιουλ. 01 | 0,8422 | 105,74 | 7,4427 | 0,59900 | 9,2220 | 1,5216 | 87,17 | 7,9115 | 1,9465 | 0,57395 | 33,755 | 15,6466 | 242,40 | 3,3690 |
| 6 Ιουλ. 01 | 0,8384 | 105,65 | 7,4422 | 0,59960 | 9,2575 | 1,5220 | 86,66 | 7,9280 | 1,9467 | 0,57397 | 33,961 | 15,6466 | 250,55 | 3,3543 |
| 9 Ιουλ. 01 | 0,8459 | 106,19 | 7,4434 | 0,60140 | 9,3005 | 1,5196 | 87,05 | 7,9180 | 1,9468 | 0,57395 | 34,068 | 15,6466 | 254,05 | 3,3824 |
| 10 Ιουλ. 01 | 0,8545 | 107,28 | 7,4438 | 0,60520 | 9,2882 | 1,5238 | 87,45 | 7,9455 | 1,9465 | 0,57366 | 33,902 | 15,6466 | 252,15 | 3,4177 |
| 11 Ιουλ. 01 | 0,8611 | 107,21 | 7,4424 | 0,60780 | 9,3164 | 1,5194 | 87,71 | 7,9825 | 1,9470 | 0,57376 | 33,973 | 15,6466 | 256,44 | 3,4440 |
| 12 Ιουλ. 01 | 0,8538 | 106,16 | 7,4425 | 0,60710 | 9,2620 | 1,5138 | 88,07 | 7,9640 | 1,9468 | 0,57412 | 33,883 | 15,6466 | 256,95 | 3,4160 |
| 13 Ιουλ. 01 | 0,8539 | 106,12 | 7,4420 | 0,60910 | 9,2320 | 1,5118 | 87,69 | 7,9565 | 1,9461 | 0,57425 | 33,785 | 15,6466 | 254,85 | 3,4161 |
| 16 Ιουλ. 01 | 0,8583 | 107,45 | 7,4443 | 0,61260 | 9,2107 | 1,5135 | 87,93 | 7,9775 | 1,9461 | 0,57432 | 33,825 | 15,6466 | 254,35 | 3,4323 |
| 17 Ιουλ. 01 | 0,8516 | 106,65 | 7,4444 | 0,60880 | 9,2152 | 1,5121 | 87,64 | 7,9805 | 1,9461 | 0,57425 | 33,795 | 15,6466 | 252,55 | 3,4052 |
| 18 Ιουλ. 01 | 0,8630 | 107,80 | 7,4466 | 0,61270 | 9,2314 | 1,5040 | 88,10 | 8,0075 | 1,9461 | 0,57412 | 33,895 | 15,6466 | 248,63 | 3,4518 |
| 19 Ιουλ. 01 | 0,8723 | 107,70 | 7,4463 | 0,61500 | 9,2565 | 1,5070 | 88,40 | 8,0110 | 1,9466 | 0,57415 | 33,908 | 15,6466 | 249,25 | 3,4896 |
| 20 Ιουλ. 01 | 0,8776 | 108,36 | 7,4485 | 0,61180 | 9,2631 | 1,5078 | 88,54 | 8,0170 | 1,9466 | 0,57409 | 33,878 | 15,6466 | 249,20 | 3,5113 |
| 23 Ιουλ. 01 | 0,8676 | 107,62 | 7,4471 | 0,60970 | 9,2907 | 1,5055 | 88,18 | 7,9865 | 1,9465 | 0,57395 | 33,798 | 15,6466 | 246,68 | 3,4706 |
| 24 Ιουλ. 01 | 0,8708 | 108,07 | 7,4447 | 0,61390 | 9,3118 | 1,5064 | 88,43 | 8,0020 | 1,9462 | 0,57372 | 33,874 | 15,6466 | 247,27 | 3,4839 |
| 25 Ιουλ. 01 | 0,8793 | 108,90 | 7,4443 | 0,61570 | 9,3472 | 1,5054 | 88,73 | 8,0130 | 1,9462 | 0,57395 | 33,863 | 15,6466 | 246,59 | 3,5181 |
| 26 Ιουλ. 01 | 0,8764 | 108,58 | 7,4455 | 0,61460 | 9,3009 | 1,5107 | 88,35 | 8,0125 | 1,9460 | 0,57409 | 33,882 | 15,6466 | 246,35 | 3,5062 |
| 27 Ιουλ. 01 | 0,8768 | 108,65 | 7,4454 | 0,61410 | 9,2825 | 1,5081 | 87,86 | 7,9840 | 1,9467 | 0,57405 | 33,874 | 15,6466 | 247,27 | 3,5078 |
| 30 Ιουλ. 01 | 0,8751 | 109,45 | 7,4453 | 0,61360 | 9,2560 | 1,5114 | 87,87 | 7,9800 | 1,9467 | 0,57399 | 33,870 | 15,6466 | 247,08 | 3,5020 |
| 31 Ιουλ. 01 | 0,8755 | 109,30 | 7,4475 | 0,61430 | 9,2785 | 1,5102 | 87,85 | 7,9850 | 1,9461 | 0,57389 | 33,980 | 15,6466 | 247,75 | 3,5022 |
| 1 Αυγ. 01 | 0,8817 | 109,85 | 7,4492 | 0,61560 | 9,3092 | 1,5106 | 86,84 | 8,0120 | 1,9462 | 0,57392 | 34,003 | 15,6466 | 248,14 | 3,5268 |
| 2 Αυγ. 01 | 0,8788 | 109,02 | 7,4483 | 0,61450 | 9,2290 | 1,5094 | 86,62 | 7,9960 | 1,9468 | 0,57392 | 34,002 | 15,6466 | 248,72 | 3,5152 |
| 3 Αυγ. 01 | 0,8806 | 109,05 | 7,4476 | 0,61640 | 9,1721 | 1,5076 | 86,55 | 7,9685 | 1,9475 | 0,57386 | 33,930 | 15,6466 | 248,00 | 3,5234 |
| 6 Αυγ. 01 | 0,8805 | 109,08 | 7,4471 | 0,61900 | 9,1637 | 1,5076 | 86,69 | 7,9775 | 1,9472 | 0,57386 | 33,919 | 15,6466 | 247,06 | 3,5226 |
| 7 Αυγ. 01 | 0,8768 | 108,74 | 7,4429 | 0,61950 | 9,1885 | 1,5060 | 86,54 | 7,9690 | 1,9467 | 0,57372 | 33,913 | 15,6466 | 247,39 | 3,5074 |
| 8 Αυγ. 01 | 0,8763 | 107,94 | 7,4432 | 0,61870 | 9,1509 | 1,5059 | 86,45 | 7,9580 | 1,9463 | 0,57362 | 33,805 | 15,6466 | 246,95 | 3,5052 |
| 9 Αυγ. 01 | 0,8853 | 109,16 | 7,4422 | 0,62340 | 9,1734 | 1,5057 | 86,95 | 7,9850 | 1,9470 | 0,57362 | 33,850 | 15,6466 | 246,50 | 3,5410 |
| 10 Αυγ. 01 | 0,8936 | 109,31 | 7,4422 | 0,62690 | 9,1795 | 1,5117 | 87,86 | 8,0150 | 1,9464 | 0,57356 | 33,880 | 15,6466 | 246,92 | 3,5745 |
| 13 Αυγ. 01 | 0,8991 | 109,33 | 7,4423 | 0,63120 | 9,2049 | 1,5139 | 88,18 | 8,0625 | 1,9461 | 0,57488 | 33,897 | 15,6466 | 246,38 | 3,5971 |
| 14 Αυγ. 01 | 0,8968 | 110,04 | 7,4431 | 0,63120 | 9,2110 | 1,5155 | 89,21 | 8,0680 | 1,9461 | 0,57389 | 33,880 | 15,6466 | 246,60 | 3,5876 |
| 15 Αυγ. 01 | 0,9114 | 109,62 | 7,4433 | 0,63440 | 9,2593 | 1,5184 | 89,63 | 8,1235 | 1,9461 | 0,57485 | 33,900 | 15,6466 | 253,00 | 3,6461 |
| 16 Αυγ. 01 | 0,9144 | 109,66 | 7,4437 | 0,63280 | 9,2581 | 1,5193 | 89,64 | 8,1035 | 1,9465 | 0,57405 | 33,972 | 15,6466 | 254,25 | 3,6576 |
| 17 Αυγ. 01 | 0,9138 | 110,34 | 7,4453 | 0,63270 | 9,3350 | 1,5183 | 89,04 | 8,1325 | 1,9461 | 0,57399 | 34,022 | 15,6466 | 255,73 | 3,6547 |
| 20 Αυγ. 01 | 0,9149 | 110,18 | 7,4459 | 0,63300 | 9,4235 | 1,5187 | 89,25 | 8,1135 | 1,9462 | 0,57409 | 34,083 | 15,6466 | 255,90 | 3,6587 |
| 21 Αυγ. 01 | 0,9128 | 109,40 | 7,4468 | 0,63040 | 9,4310 | 1,5166 | 89,70 | 8,1215 | 1,9465 | 0,57389 | 34,078 | 15,6466 | 256,24 | 3,6504 |
| 22 Αυγ. 01 | 0,9216 | 110,39 | 7,4485 | 0,63260 | 9,4707 | 1,5199 | 90,31 | 8,1105 | 1,9466 | 0,57366 | 34,342 | 15,6466 | 256,47 | 3,6850 |
| 23 Αυγ. 01 | 0,9112 | 109,65 | 7,4472 | 0,63060 | 9,4240 | 1,5194 | 89,84 | 8,1120 | 1,9470 | 0,57330 | 34,303 | 15,6466 | 251,52 | 3,6432 |
| 24 Αυγ. 01 | 0,9108 | 109,56 | 7,4449 | 0,63170 | 9,3873 | 1,5193 | 90,31 | 8,1060 | 1,9474 | 0,57297 | 34,217 | 15,6466 | 251,51 | 3,6423 |
| 27 Αυγ. 01 | 0,9090 | 109,18 | 7,4443 | 0,63070 | 9,3829 | 1,5194 | 90,21 | 8,0830 | 1,9477 | 0,57274 | 34,182 | 15,6466 | 252,95 | 3,6344 |
| 28 Αυγ. 01 | 0,9042 | 108,75 | 7,4432 | 0,62810 | 9,3660 | 1,5166 | 90,03 | 8,0680 | 1,9494 | 0,57290 | 34,188 | 15,6466 | 254,08 | 3,6152 |
| 29 Αυγ. 01 | 0,9122 | 108,94 | 7,4441 | 0,62690 | 9,4250 | 1,5168 | 90,21 | 8,0680 | 1,9496 | 0,57280 | 34,210 | 15,6466 | 252,93 | 3,6488 |
| 30 Αυγ. 01 | 0,9095 | 108,95 | 7,4435 | 0,62570 | 9,4669 | 1,5171 | 89,90 | 8,0485 | 1,9492 | 0,57264 | 34,242 | 15,6466 | 252,40 | 3,6382 |
| 31 Αυγ. 01 | 0,9158 | 108,65 | 7,4465 | 0,62850 | 9,5345 | 1,5165 | 90,15 | 8,0675 | 1,9504 | 0,57290 | 34,322 | 15,6466 | 253,75 | 3,6634 |

* Μονάδες εθνικού νομίσματος ανά ευρώ.

Αμετάκλητες ισοτιμίες μετατροπής των νομισμάτων των χωρών της ευρωζώνης σε ευρώ

| | | |
|--|--|---|
| 1 ευρώ = 40,3399 Βελγικά φράγκα (BEF) | 1 ευρώ = 6,55957 Γαλλικά φράγκα (FRF) | 1 ευρώ = 2,0371 Ολλανδικά φιορίνια (NLG) |
| » = 1,95583 Γερμανικά μάρκα (DEM) | » = 0,787564 Ιρλανδικές λίρες (IEP) | » = 13,7603 Αυστριακά σελίνια (ATS) |
| » = 340,750 Ελληνικές δραχμές (GRD) | » = 1,936,27 Ιταλικές λιρέτες (LTL) | » = 200,482 Πορτογαλικά εσκούδο (PTE) |
| » = 166,386 Ισπανικές πεσέτες (ESP) | » = 40,3399 Φράγκα Λουξεμβούργου (LUF) | » = 5,94573 Φιλανδικά μάρκα (FIM) |

Πηγή: Τ

61. Διμερείς συναλλαγματικές ισοτιμίες έναντι του ευρώ*
Bilateral exchange rates against the euro*

| Περίοδος | Δολάριο ΗΠΑ US dollar USD | Γεν Ιαπωνίας Japanese yen JPY | Κορώνα Δανίας Danish krone DKK | Λίρα Αγγλίας Pound sterling GBP | Κορώνα Σουηδίας Swedish krona SEK | Φράγκο Ελβετίας Swiss franc CHF | Κορώνα Ισλανδίας Icelandic krona ISK | Κορώνα Νορβηγίας Norwegian krona NOK | Λέβα Βουλγαρίας Bulgarian lev BGN | Λίρα Κύπρου Cyprus pound CYP | Κορώνα Τσεχίας Czech Republic koruna CZK | Κορώνα Εσθονίας Estonian kroon EEK | Φόριντ Ουγγαρίας Hungarian forint HUF | Λίτα Λιθουανίας Lithuanian lita LTL |
|--------------------|---------------------------------|-------------------------------------|--------------------------------------|---------------------------------------|---|---------------------------------------|--|--|---|------------------------------------|--|--|---|---|
| 2001: | 0,8956 | 108,74 | 7,4521 | 0,62191 | 9,2556 | 1,5104 | 87,42 | 8,0487 | 1,9482 | 0,57592 | 34,057 | 15,6466 | 256,60 | 3,5823 |
| Ιαν. 01 | 0,9383 | 109,57 | 7,4642 | 0,63480 | 8,9055 | 1,5291 | 79,86 | 8,2355 | 1,9553 | 0,57754 | 35,128 | 15,6466 | 265,00 | 3,7540 |
| Φεβρ. 01 | 0,9217 | 107,08 | 7,4630 | 0,63400 | 8,9770 | 1,5358 | 79,27 | 8,2125 | 1,9516 | 0,57935 | 34,640 | 15,6466 | 265,69 | 3,6871 |
| Μάρτ. 01 | 0,9095 | 110,33 | 7,4643 | 0,62915 | 9,1264 | 1,5355 | 79,72 | 8,1600 | 1,9496 | 0,57892 | 34,590 | 15,6466 | 266,47 | 3,6383 |
| Απρ. 01 | 0,8920 | 110,36 | 7,4633 | 0,62168 | 9,1120 | 1,5287 | 83,29 | 8,1146 | 1,9474 | 0,57859 | 34,555 | 15,6466 | 266,99 | 3,5676 |
| Μάιος 01 | 0,8742 | 106,50 | 7,4612 | 0,61328 | 9,0576 | 1,5334 | 88,12 | 7,9927 | 1,9468 | 0,57771 | 34,375 | 15,6466 | 258,29 | 3,4970 |
| Ιούν. 01 | 0,8533 | 104,42 | 7,4538 | 0,60933 | 9,2091 | 1,5225 | 89,44 | 7,9338 | 1,9470 | 0,57510 | 33,950 | 15,6466 | 246,94 | 3,4128 |
| Ιούλ. 01 | 0,8607 | 107,21 | 7,4447 | 0,60857 | 9,2637 | 1,5135 | 87,89 | 7,9714 | 1,9465 | 0,57403 | 33,868 | 15,6466 | 248,94 | 3,4429 |
| Αύγ. 01 | 0,9005 | 109,34 | 7,4450 | 0,62672 | 9,3107 | 1,5144 | 88,70 | 8,0552 | 1,9472 | 0,57364 | 34,050 | 15,6466 | 251,02 | 3,6017 |
| Σεπτ. 01 | 0,9111 | 108,20 | 7,4413 | 0,62291 | 9,6744 | 1,4913 | 91,16 | 7,9985 | 1,9467 | 0,57326 | 34,157 | 15,6466 | 255,94 | 3,6436 |
| Οκτ. 01 | 0,9059 | 109,86 | 7,4367 | 0,62393 | 9,5780 | 1,4793 | 92,84 | 7,9970 | 1,9469 | 0,57429 | 33,549 | 15,6466 | 255,23 | 3,6223 |
| Νοέμ. 01 | 0,8883 | 108,68 | 7,4452 | 0,61838 | 9,4166 | 1,4663 | 95,32 | 7,9224 | 1,9466 | 0,57376 | 33,291 | 15,6466 | 251,36 | 3,5520 |
| Δεκ. 01 | 0,8924 | 113,38 | 7,4431 | 0,62012 | 9,4359 | 1,4749 | 93,37 | 7,9911 | 1,9465 | 0,57486 | 32,532 | 15,6466 | 247,31 | 3,5687 |
| 3 Σεπτ. 01 | 0,9072 | 107,92 | 7,4444 | 0,62350 | 9,5099 | 1,5156 | 89,62 | 8,0305 | 1,9475 | 0,57303 | 34,217 | 15,6466 | 251,70 | 3,6297 |
| 4 Σεπτ. 01 | 0,8970 | 107,10 | 7,4440 | 0,61970 | 9,5517 | 1,5151 | 89,28 | 7,9630 | 1,9462 | 0,57307 | 34,146 | 15,6466 | 252,16 | 3,5880 |
| 5 Σεπτ. 01 | 0,8891 | 106,93 | 7,4431 | 0,61480 | 9,5165 | 1,5101 | 88,68 | 7,9305 | 1,9463 | 0,57326 | 34,155 | 15,6466 | 251,67 | 3,5566 |
| 6 Σεπτ. 01 | 0,8855 | 107,36 | 7,4424 | 0,61090 | 9,4520 | 1,5115 | 88,80 | 7,9490 | 1,9462 | 0,57284 | 34,112 | 15,6466 | 252,05 | 3,5420 |
| 7 Σεπτ. 01 | 0,8952 | 108,32 | 7,4426 | 0,61610 | 9,4950 | 1,5118 | 89,25 | 7,9775 | 1,9463 | 0,57280 | 34,155 | 15,6466 | 253,11 | 3,5808 |
| 10 Σεπτ. 01 | 0,9047 | 109,05 | 7,4418 | 0,61720 | 9,5406 | 1,5145 | 89,95 | 8,0025 | 1,9464 | 0,57320 | 34,153 | 15,6466 | 252,99 | 3,6190 |
| 11 Σεπτ. 01 | 0,8964 | 109,30 | 7,4415 | 0,61560 | 9,4974 | 1,5146 | 89,81 | 7,9470 | 1,9461 | 0,57320 | 34,100 | 15,6466 | 251,78 | 3,5849 |
| 12 Σεπτ. 01 | 0,9052 | 108,15 | 7,4433 | 0,61760 | 9,5769 | 1,5030 | 90,16 | 7,9870 | 1,9462 | 0,57343 | 34,191 | 15,6466 | 256,00 | 3,6199 |
| 13 Σεπτ. 01 | 0,9060 | 107,88 | 7,4437 | 0,61690 | 9,5832 | 1,5040 | 90,44 | 7,9990 | 1,9463 | 0,57303 | 34,123 | 15,6466 | 255,97 | 3,6232 |
| 14 Σεπτ. 01 | 0,9219 | 108,33 | 7,4439 | 0,62470 | 9,5911 | 1,4984 | 90,86 | 8,0280 | 1,9468 | 0,57270 | 34,157 | 15,6466 | 255,30 | 3,6868 |
| 17 Σεπτ. 01 | 0,9269 | 108,61 | 7,4423 | 0,63040 | 9,7095 | 1,4880 | 91,80 | 8,0655 | 1,9468 | 0,57274 | 34,270 | 15,6466 | 257,74 | 3,7069 |
| 18 Σεπτ. 01 | 0,9256 | 108,50 | 7,4423 | 0,63040 | 9,7209 | 1,4788 | 92,09 | 7,9935 | 1,9465 | 0,57277 | 34,330 | 15,6466 | 257,33 | 3,7013 |
| 19 Σεπτ. 01 | 0,9258 | 108,84 | 7,4423 | 0,63230 | 9,7215 | 1,4835 | 92,31 | 7,9670 | 1,9467 | 0,57293 | 34,273 | 15,6466 | 258,15 | 3,7024 |
| 20 Σεπτ. 01 | 0,9259 | 108,15 | 7,4436 | 0,63200 | 9,7783 | 1,4735 | 92,56 | 7,9315 | 1,9467 | 0,57310 | 34,245 | 15,6466 | 258,27 | 3,7027 |
| 21 Σεπτ. 01 | 0,9200 | 107,18 | 7,4394 | 0,63010 | 9,9631 | 1,4464 | 92,30 | 7,9290 | 1,9467 | 0,57339 | 34,277 | 15,6466 | 260,65 | 3,6791 |
| 24 Σεπτ. 01 | 0,9164 | 107,47 | 7,4378 | 0,62660 | 9,9185 | 1,4602 | 92,72 | 7,9790 | 1,9465 | 0,57356 | 34,235 | 15,6466 | 260,95 | 3,6647 |
| 25 Σεπτ. 01 | 0,9176 | 107,53 | 7,4382 | 0,62750 | 9,8338 | 1,4600 | 93,17 | 8,0450 | 1,9462 | 0,57376 | 34,160 | 15,6466 | 259,83 | 3,6683 |
| 26 Σεπτ. 01 | 0,9219 | 108,62 | 7,4362 | 0,62550 | 9,9200 | 1,4795 | 93,23 | 8,0510 | 1,9470 | 0,57395 | 34,005 | 15,6466 | 258,28 | 3,6853 |
| 27 Σεπτ. 01 | 0,9205 | 109,75 | 7,4364 | 0,62440 | 9,8752 | 1,4811 | 93,72 | 8,0850 | 1,9488 | 0,57415 | 33,917 | 15,6466 | 257,55 | 3,6797 |
| 28 Σεπτ. 01 | 0,9131 | 109,02 | 7,4367 | 0,62200 | 9,7321 | 1,4761 | 92,39 | 8,1100 | 1,9475 | 0,57435 | 33,912 | 15,6466 | 257,35 | 3,6508 |
| 1 Οκτ. 01 | 0,9125 | 109,20 | 7,4362 | 0,61740 | 9,7331 | 1,4799 | 91,48 | 8,0855 | 1,9469 | 0,57445 | 33,810 | 15,6466 | 257,27 | 3,6491 |
| 2 Οκτ. 01 | 0,9189 | 110,73 | 7,4352 | 0,62080 | 9,7785 | 1,4803 | 92,54 | 8,0890 | 1,9471 | 0,57438 | 33,609 | 15,6466 | 257,98 | 3,6740 |
| 3 Οκτ. 01 | 0,9209 | 111,54 | 7,4352 | 0,62450 | 9,7392 | 1,4844 | 92,96 | 8,0835 | 1,9476 | 0,57428 | 33,632 | 15,6466 | 257,27 | 3,6827 |
| 4 Οκτ. 01 | 0,9117 | 109,95 | 7,4347 | 0,61920 | 9,6897 | 1,4856 | 92,62 | 8,0605 | 1,9477 | 0,57461 | 33,678 | 15,6466 | 257,32 | 3,6452 |
| 5 Οκτ. 01 | 0,9174 | 110,31 | 7,4349 | 0,62040 | 9,7341 | 1,4874 | 93,98 | 8,0700 | 1,9481 | 0,57455 | 33,678 | 15,6466 | 256,98 | 3,6672 |
| 8 Οκτ. 01 | 0,9214 | 110,35 | 7,4342 | 0,62510 | 9,7397 | 1,4762 | 94,00 | 8,0600 | 1,9486 | 0,57455 | 33,750 | 15,6466 | 259,04 | 3,6840 |
| 9 Οκτ. 01 | 0,9193 | 110,61 | 7,4352 | 0,62570 | 9,6785 | 1,4814 | 94,09 | 8,0235 | 1,9486 | 0,57415 | 33,643 | 15,6466 | 256,78 | 3,6756 |
| 10 Οκτ. 01 | 0,9136 | 109,63 | 7,4354 | 0,62860 | 9,6509 | 1,4826 | 93,59 | 7,9960 | 1,9472 | 0,57418 | 33,605 | 15,6466 | 255,95 | 3,6535 |
| 11 Οκτ. 01 | 0,9062 | 109,55 | 7,4368 | 0,62520 | 9,5635 | 1,4852 | 91,37 | 7,9720 | 1,9466 | 0,57395 | 33,557 | 15,6466 | 254,92 | 3,6239 |
| 12 Οκτ. 01 | 0,9040 | 109,65 | 7,4369 | 0,62480 | 9,5210 | 1,4825 | 90,76 | 7,9555 | 1,9468 | 0,57418 | 33,527 | 15,6466 | 255,63 | 3,6151 |
| 15 Οκτ. 01 | 0,9097 | 109,80 | 7,4377 | 0,62730 | 9,5033 | 1,4776 | 91,33 | 7,9735 | 1,9470 | 0,57422 | 33,460 | 15,6466 | 255,27 | 3,6372 |
| 16 Οκτ. 01 | 0,9052 | 110,05 | 7,4368 | 0,62620 | 9,4865 | 1,4809 | 91,83 | 7,9705 | 1,9460 | 0,57438 | 33,450 | 15,6466 | 254,06 | 3,6193 |
| 17 Οκτ. 01 | 0,9022 | 109,75 | 7,4365 | 0,62410 | 9,4515 | 1,4840 | 92,46 | 7,9495 | 1,9462 | 0,57438 | 33,470 | 15,6466 | 254,25 | 3,6073 |
| 18 Οκτ. 01 | 0,9026 | 109,23 | 7,4365 | 0,62490 | 9,4936 | 1,4780 | 92,73 | 7,9575 | 1,9462 | 0,57438 | 33,507 | 15,6466 | 254,44 | 3,6095 |
| 19 Οκτ. 01 | 0,9009 | 109,10 | 7,4366 | 0,62490 | 9,4715 | 1,4777 | 92,65 | 7,9690 | 1,9467 | 0,57442 | 33,493 | 15,6466 | 254,25 | 3,6027 |
| 22 Οκτ. 01 | 0,8969 | 109,18 | 7,4363 | 0,62700 | 9,5069 | 1,4754 | 92,48 | 7,9800 | 1,9465 | 0,57442 | 33,368 | 15,6466 | 254,19 | 3,5860 |
| 23 Οκτ. 01 | 0,8887 | 109,03 | 7,4362 | 0,62580 | 9,5085 | 1,4791 | 92,77 | 7,9490 | 1,9463 | 0,57425 | 33,317 | 15,6466 | 251,45 | 3,5541 |
| 24 Οκτ. 01 | 0,8917 | 109,48 | 7,4361 | 0,62570 | 9,4942 | 1,4798 | 93,35 | 7,9450 | 1,9460 | 0,57428 | 33,300 | 15,6466 | 252,22 | 3,5665 |
| 25 Οκτ. 01 | 0,8889 | 109,56 | 7,4362 | 0,62400 | 9,4482 | 1,4779 | 93,25 | 7,9490 | 1,9465 | 0,57432 | 33,332 | 15,6466 | 252,56 | 3,5550 |
| 26 Οκτ. 01 | 0,8911 | 109,25 | 7,4364 | 0,62340 | 9,4315 | 1,4746 | 93,16 | 7,9525 | 1,9467 | 0,57415 | 33,665 | 15,6466 | 252,98 | 3,5630 |
| 29 Οκτ. 01 | 0,9005 | 109,94 | 7,4399 | 0,62100 | 9,4742 | 1,4738 | 93,88 | 7,9680 | 1,9465 | 0,57403 | 33,547 | 15,6466 | 254,00 | 3,6004 |
| 30 Οκτ. 01 | 0,9064 | 110,42 | 7,4405 | 0,62320 | 9,5832 | 1,4703 | 94,12 | 7,9745 | 1,9461 | 0,57399 | 33,618 | 15,6466 | 256,34 | 3,6247 |
| 31 Οκτ. 01 | 0,9042 | 110,37 | 7,4434 | 0,62130 | 9,6122 | 1,4682 | 93,92 | 7,9985 | 1,9465 | 0,57425 | 33,620 | 15,6466 | 255,24 | 3,6166 |

* Μονάδες εθνικού νομίσματος ανά ευρώ.

Αμετάκλητες ισοτιμίες μετατροπής των νομισμάτων των χωρών της ευρωζώνης σε ευρώ

| | | | | | |
|-------------------------|-------------------------|-------------------------|----------------------------|-------------------------|---------------------------|
| 1 ευρώ = 40,3399 | Βελγικά φράγκα (BEF) | 1 ευρώ = 6,55957 | Γαλλικά φράγκα (FRF) | 1 ευρώ = 2,20371 | Ολλανδικά φιορίνια (NLG) |
| » = 1,95583 | Γερμανικά μάρκα (DEM) | » = 0,787564 | Ιρλανδικές λίρες (IEP) | » = 13,7603 | Αυστριακά σελίνια (ATS) |
| » = 340,750 | Ελληνικές δραχμές (GRD) | » = 1,936,27 | Ιταλικές λιρέτες (ITL) | » = 200,482 | Πορτογαλικά εσκούδο (PTE) |
| » = 166,386 | Ισπανικές πεσέτες (ESP) | » = 40,3399 | Φράγκα Λουξεμβούργου (LUF) | » = 5,94573 | Φιλανδικά μάρκα (FIM) |

Πηγή: Τράπεζα της Ελλάδος και Ευρωπαϊκή Κεντρική Τράπεζα.

61. Διμερείς συναλλαγματικές ισοτιμίες έναντι του ευρώ*
Bilateral exchange rates against the euro*

| Περίοδος | Δολάριο ΗΠΑ US dollar USD | Γεν Ιαπωνίας Japanese yen JPY | Κορώνα Δανίας Danish krone DKK | Λίρα Αγγλίας Pound sterling GBP | Κορώνα Σουηδίας Swedish krona SEK | Φράγκο Ελβετίας Swiss franc CHF | Κορώνα Ισλανδίας Icelandic krona ISK | Κορώνα Νορβηγίας Norwegian krone NOK | Λέβα Βουλγαρίας Bulgarian lev BGN | Λίρα Κύπρου Cyprus pound CYP | Κορώνα Τσεχίας Czech Republic koruna CZK | Κορώνα Εσθονίας Estonian kroon EEK | Φόριντ Ουγγαρίας Hungarian forint HUF | Λίτα Λιθουανίας Lithuanian litas LTL |
|--------------------|---------------------------------|-------------------------------------|--------------------------------------|---------------------------------------|---|---------------------------------------|--|--|---|------------------------------------|--|--|---|--|
| 2001: | 0,8956 | 108,74 | 7,4521 | 0,62191 | 9,2556 | 1,5104 | 87,42 | 8,0487 | 1,9482 | 0,57592 | 34,057 | 15,6466 | 256,60 | 3,5823 |
| Ιαν. 01 | 0,9383 | 109,57 | 7,4642 | 0,63480 | 8,9055 | 1,5291 | 79,86 | 8,2355 | 1,9553 | 0,57754 | 35,128 | 15,6466 | 265,00 | 3,7540 |
| Φεβρ. 01 | 0,9217 | 107,08 | 7,4630 | 0,63400 | 8,9770 | 1,5358 | 79,27 | 8,2125 | 1,9516 | 0,57935 | 34,640 | 15,6466 | 265,69 | 3,6871 |
| Μάρτ. 01 | 0,9095 | 110,33 | 7,4643 | 0,62915 | 9,1264 | 1,5355 | 79,72 | 8,1600 | 1,9496 | 0,57892 | 34,590 | 15,6466 | 266,47 | 3,6383 |
| Απρ. 01 | 0,8920 | 110,36 | 7,4633 | 0,62168 | 9,1120 | 1,5287 | 83,29 | 8,1146 | 1,9474 | 0,57859 | 34,555 | 15,6466 | 266,99 | 3,5676 |
| Μάιος 01 | 0,8742 | 106,50 | 7,4612 | 0,61328 | 9,0576 | 1,5334 | 88,12 | 7,9927 | 1,9468 | 0,57771 | 34,375 | 15,6466 | 258,29 | 3,4970 |
| Ιούν. 01 | 0,8533 | 104,42 | 7,4538 | 0,60933 | 9,2091 | 1,5225 | 89,44 | 7,9338 | 1,9470 | 0,57510 | 33,950 | 15,6466 | 246,94 | 3,4128 |
| Ιούλ. 01 | 0,8607 | 107,21 | 7,4447 | 0,60857 | 9,2637 | 1,5135 | 87,89 | 7,9714 | 1,9465 | 0,57403 | 33,868 | 15,6466 | 248,94 | 3,4429 |
| Αύγ. 01 | 0,9005 | 109,34 | 7,4450 | 0,62672 | 9,3107 | 1,5144 | 88,70 | 8,0552 | 1,9472 | 0,57364 | 34,050 | 15,6466 | 251,02 | 3,6017 |
| Σεπτ. 01 | 0,9111 | 108,20 | 7,4413 | 0,62291 | 9,6744 | 1,4913 | 91,16 | 7,9985 | 1,9467 | 0,57326 | 34,157 | 15,6466 | 255,94 | 3,6436 |
| Οκτ. 01 | 0,9059 | 109,86 | 7,4367 | 0,62393 | 9,5780 | 1,4793 | 92,84 | 7,9970 | 1,9469 | 0,57429 | 33,549 | 15,6466 | 255,23 | 3,6223 |
| Νοέμ. 01 | 0,8883 | 108,68 | 7,4452 | 0,61838 | 9,4166 | 1,4663 | 95,32 | 7,9224 | 1,9466 | 0,57376 | 33,291 | 15,6466 | 251,36 | 3,5520 |
| Δεκ. 01 | 0,8924 | 113,38 | 7,4431 | 0,62012 | 9,4359 | 1,4749 | 93,37 | 7,9911 | 1,9465 | 0,57486 | 32,532 | 15,6466 | 247,31 | 3,5687 |
| 1 Νοεμ. 01 | 0,9097 | 110,72 | 7,4481 | 0,62060 | 9,5850 | 1,4725 | 94,92 | 7,9850 | 1,9470 | 0,57445 | 33,628 | 15,6466 | 255,13 | 3,6346 |
| 2 Νοεμ. 01 | 0,9056 | 110,05 | 7,4483 | 0,61830 | 9,5336 | 1,4741 | 94,71 | 7,9690 | 1,9466 | 0,57435 | 33,530 | 15,6466 | 254,90 | 3,6175 |
| 5 Νοεμ. 01 | 0,8961 | 109,30 | 7,4480 | 0,61620 | 9,5117 | 1,4713 | 94,61 | 7,9515 | 1,9466 | 0,57435 | 33,454 | 15,6466 | 253,44 | 3,5838 |
| 6 Νοεμ. 01 | 0,8961 | 108,46 | 7,4478 | 0,61520 | 9,4800 | 1,4715 | 95,18 | 7,9265 | 1,9468 | 0,57445 | 33,457 | 15,6466 | 252,15 | 3,5817 |
| 7 Νοεμ. 01 | 0,9014 | 108,98 | 7,4489 | 0,61550 | 9,4740 | 1,4704 | 94,98 | 7,9585 | 1,9467 | 0,57445 | 33,448 | 15,6466 | 251,84 | 3,6045 |
| 8 Νοεμ. 01 | 0,8972 | 108,25 | 7,4500 | 0,61280 | 9,3800 | 1,4679 | 93,68 | 7,8920 | 1,9462 | 0,57409 | 33,345 | 15,6466 | 250,53 | 3,5884 |
| 9 Νοεμ. 01 | 0,8930 | 107,47 | 7,4496 | 0,61440 | 9,4244 | 1,4667 | 93,47 | 7,8935 | 1,9462 | 0,57366 | 33,382 | 15,6466 | 251,00 | 3,5713 |
| 12 Νοεμ. 01 | 0,8919 | 107,66 | 7,4525 | 0,61360 | 9,4107 | 1,4634 | 93,73 | 7,8970 | 1,9461 | 0,57366 | 33,300 | 15,6466 | 250,62 | 3,5673 |
| 13 Νοεμ. 01 | 0,8842 | 107,14 | 7,4489 | 0,61250 | 9,3595 | 1,4655 | 94,85 | 7,8840 | 1,9461 | 0,57339 | 33,260 | 15,6466 | 249,50 | 3,5368 |
| 14 Νοεμ. 01 | 0,8803 | 107,20 | 7,4446 | 0,61260 | 9,3340 | 1,4701 | 94,56 | 7,8440 | 1,9462 | 0,57264 | 33,243 | 15,6466 | 249,15 | 3,5208 |
| 15 Νοεμ. 01 | 0,8825 | 107,91 | 7,4422 | 0,61490 | 9,3345 | 1,4709 | 94,10 | 7,9000 | 1,9462 | 0,57280 | 33,275 | 15,6466 | 249,74 | 3,5300 |
| 16 Νοεμ. 01 | 0,8845 | 108,46 | 7,4411 | 0,61750 | 9,3770 | 1,4674 | 94,68 | 7,9200 | 1,9460 | 0,57290 | 33,258 | 15,6466 | 252,00 | 3,5377 |
| 19 Νοεμ. 01 | 0,8793 | 108,48 | 7,4438 | 0,61860 | 9,3665 | 1,4651 | 94,79 | 7,9220 | 1,9461 | 0,57310 | 33,172 | 15,6466 | 250,00 | 3,5161 |
| 20 Νοεμ. 01 | 0,8824 | 108,47 | 7,4455 | 0,62270 | 9,3660 | 1,4580 | 95,41 | 7,9125 | 1,9461 | 0,57310 | 33,172 | 15,6466 | 249,88 | 3,5292 |
| 21 Νοεμ. 01 | 0,8791 | 108,02 | 7,4449 | 0,61940 | 9,4082 | 1,4573 | 96,32 | 7,8940 | 1,9461 | 0,57316 | 33,217 | 15,6466 | 250,15 | 3,5153 |
| 22 Νοεμ. 01 | 0,8778 | 108,66 | 7,4423 | 0,62110 | 9,3868 | 1,4594 | 96,34 | 7,8830 | 1,9463 | 0,57359 | 33,238 | 15,6466 | 251,50 | 3,5115 |
| 23 Νοεμ. 01 | 0,8795 | 109,10 | 7,4410 | 0,62190 | 9,3611 | 1,4617 | 97,11 | 7,9290 | 1,9468 | 0,57372 | 33,133 | 15,6466 | 251,80 | 3,5162 |
| 26 Νοεμ. 01 | 0,8818 | 109,33 | 7,4412 | 0,62200 | 9,3641 | 1,4663 | 97,22 | 7,9495 | 1,9469 | 0,57379 | 33,127 | 15,6466 | 251,55 | 3,5239 |
| 27 Νοεμ. 01 | 0,8788 | 108,99 | 7,4404 | 0,62360 | 9,3412 | 1,4641 | 96,93 | 7,9410 | 1,9470 | 0,57425 | 33,147 | 15,6466 | 251,65 | 3,5141 |
| 28 Νοεμ. 01 | 0,8831 | 108,94 | 7,4406 | 0,62350 | 9,4084 | 1,4586 | 97,34 | 7,9415 | 1,9480 | 0,57425 | 33,237 | 15,6466 | 250,84 | 3,5313 |
| 29 Νοεμ. 01 | 0,8887 | 109,23 | 7,4411 | 0,62360 | 9,4680 | 1,4635 | 96,88 | 7,9480 | 1,9482 | 0,57432 | 33,272 | 15,6466 | 250,70 | 3,5530 |
| 30 Νοεμ. 01 | 0,8898 | 110,06 | 7,4425 | 0,62380 | 9,4910 | 1,4724 | 95,27 | 7,9510 | 1,9477 | 0,57425 | 33,097 | 15,6466 | 251,78 | 3,5581 |
| 3 Δεκ. 01 | 0,8925 | 110,21 | 7,4452 | 0,62750 | 9,5736 | 1,4732 | 95,11 | 8,0015 | 1,9475 | 0,57422 | 33,125 | 15,6466 | 250,55 | 3,5700 |
| 4 Δεκ. 01 | 0,8902 | 110,50 | 7,4446 | 0,62590 | 9,4739 | 1,4726 | 95,91 | 7,9665 | 1,9468 | 0,57422 | 33,038 | 15,6466 | 249,43 | 3,5597 |
| 5 Δεκ. 01 | 0,8919 | 110,84 | 7,4456 | 0,62700 | 9,4457 | 1,4747 | 97,15 | 8,0000 | 1,9465 | 0,57438 | 33,025 | 15,6466 | 248,53 | 3,5665 |
| 6 Δεκ. 01 | 0,8889 | 110,72 | 7,4455 | 0,62560 | 9,3619 | 1,4741 | 97,21 | 7,9760 | 1,9465 | 0,57478 | 32,967 | 15,6466 | 248,90 | 3,5546 |
| 7 Δεκ. 01 | 0,8911 | 111,50 | 7,4459 | 0,62410 | 9,3573 | 1,4787 | 96,91 | 7,9770 | 1,9467 | 0,57484 | 33,000 | 15,6466 | 249,60 | 3,5630 |
| 10 Δεκ. 01 | 0,8850 | 111,82 | 7,4439 | 0,61980 | 9,3443 | 1,4806 | 96,04 | 7,9895 | 1,9467 | 0,57508 | 32,953 | 15,6466 | 250,19 | 3,5388 |
| 11 Δεκ. 01 | 0,8908 | 112,30 | 7,4458 | 0,62100 | 9,3669 | 1,4792 | 94,36 | 8,0020 | 1,9465 | 0,57478 | 32,860 | 15,6466 | 247,85 | 3,5621 |
| 12 Δεκ. 01 | 0,8938 | 112,60 | 7,4490 | 0,62070 | 9,3833 | 1,4739 | 93,32 | 8,0065 | 1,9465 | 0,57478 | 32,705 | 15,6466 | 247,14 | 3,5745 |
| 13 Δεκ. 01 | 0,8975 | 113,29 | 7,4480 | 0,62090 | 9,3588 | 1,4730 | 93,84 | 8,0235 | 1,9461 | 0,57478 | 32,570 | 15,6466 | 246,75 | 3,5882 |
| 14 Δεκ. 01 | 0,9016 | 115,05 | 7,4475 | 0,62170 | 9,4642 | 1,4737 | 93,64 | 8,0280 | 1,9462 | 0,57488 | 32,630 | 15,6466 | 246,38 | 3,6052 |
| 17 Δεκ. 01 | 0,9049 | 115,68 | 7,4440 | 0,62130 | 9,4817 | 1,4772 | 92,39 | 8,0370 | 1,9460 | 0,57488 | 32,145 | 15,6466 | 246,11 | 3,6192 |
| 18 Δεκ. 01 | 0,9012 | 115,26 | 7,4390 | 0,61890 | 9,4648 | 1,4744 | 91,82 | 7,9935 | 1,9461 | 0,57534 | 31,824 | 15,6466 | 245,29 | 3,6032 |
| 19 Δεκ. 01 | 0,8983 | 114,68 | 7,4393 | 0,61970 | 9,5029 | 1,4734 | 90,35 | 7,9805 | 1,9461 | 0,57551 | 31,963 | 15,6466 | 245,30 | 3,5934 |
| 20 Δεκ. 01 | 0,8973 | 115,05 | 7,4392 | 0,62030 | 9,5120 | 1,4675 | 90,31 | 7,9840 | 1,9462 | 0,57551 | 32,265 | 15,6466 | 246,63 | 3,5893 |
| 21 Δεκ. 01 | 0,8943 | 115,88 | 7,4404 | 0,61760 | 9,5065 | 1,4642 | 90,88 | 7,9870 | 1,9462 | 0,57455 | 32,325 | 15,6466 | 246,22 | 3,5773 |
| 24 Δεκ. 01 | 0,8798 | 114,23 | 7,4386 | 0,61270 | 9,5050 | 1,4721 | 89,90 | 7,9755 | 1,9462 | 0,57458 | 32,045 | 15,6466 | 245,71 | 3,5205 |
| 27 Δεκ. 01 | 0,8823 | 115,90 | 7,4386 | 0,60900 | 9,4413 | 1,4835 | 89,95 | 7,9610 | 1,9475 | 0,57530 | 32,168 | 15,6466 | 245,78 | 3,5287 |
| 28 Δεκ. 01 | 0,8813 | 115,33 | 7,4365 | 0,60850 | 9,3012 | 1,4829 | 91,48 | 7,9515 | 1,9463 | 0,57504 | 31,962 | 15,6466 | 245,18 | 3,5228 |

* Μονάδες εθνικού νομίσματος ανά ευρώ.

Αμετάκλητες ισοτιμίες μετατροπής των νομισμάτων των χωρών της ευρωζώνης σε ευρώ

| | | | | | |
|-------------------------|-------------------------|-------------------------|----------------------------|-------------------------|---------------------------|
| 1 ευρώ = 40,3399 | Βελγικά φράγκα (BEF) | 1 ευρώ = 6,55957 | Γαλλικά φράγκα (FRF) | 1 ευρώ = 2,20371 | Ολλανδικά φιορίνια (NLG) |
| » = 1,95583 | Γερμανικά μάρκα (DEM) | » = 0,787564 | Ιρλανδικές λίρες (IEP) | » = 13,7603 | Αυστριακά σελίνια (ATS) |
| » = 340,750 | Ελληνικές δραχμές (GRD) | » = 1,936,27 | Ιταλικές λιρέτες (ITL) | » = 200,482 | Πορτογαλικά εσκούδο (PTE) |
| » = 166,386 | Ισπανικές πεσέτες (ESP) | » = 40,3399 | Φράγκα Λουξεμβούργου (LUF) | » = 5,94573 | Φιλανδικά μάρκα (FIM) |

Πηγή: Τράπεζα της Ελλάδος και Ευρωπαϊκή Κεντρική Τράπεζα.

61. Διμερείς συναλλαγματικές ισοτιμίες έναντι του ευρώ*
Bilateral exchange rates against the euro*

| Περίοδος | Δολάριο ΗΠΑ US dollar USD | Γεν Ιαπωνίας Japanese yen JPY | Κορώνα Δανίας Danish krone DKK | Λίρα Αγγλίας Pound sterling GBP | Κορώνα Σουηδίας Swedish krona SEK | Φράγκο Ελβετίας Swiss franc CHF | Κορώνα Ισλανδίας Icelandic krona ISK | Κορώνα Νορβηγίας Norwegian krone NOK | Λέβα Βουλγαρίας Bulgarian lev BGN | Λίρα Κύπρου Cyprus pound CYP | Κορώνα Τσεχίας Czech Republic koruna CZK | Κορώνα Εσθονίας Estonian kroon EEK | Φόριντ Ουγγαρίας Hungarian forint HUF | Λίτα Λιθουανίας Lithuanian litas LTL |
|--------------|---------------------------------|-------------------------------------|--------------------------------------|---------------------------------------|---|---------------------------------------|--|--|---|------------------------------------|--|--|---|--|
| 2001: | 0,8956 | 108,74 | 7,4521 | 0,62191 | 9,2556 | 1,5104 | 87,42 | 8,0487 | 1,9482 | 0,57592 | 34,057 | 15,6466 | 256,60 | 3,5823 |
| Ιαν. 01 | 0,9383 | 109,57 | 7,4642 | 0,63480 | 8,9055 | 1,5291 | 79,86 | 8,2355 | 1,9553 | 0,57754 | 35,128 | 15,6466 | 265,00 | 3,7540 |
| Φεβρ. 01 | 0,9217 | 107,08 | 7,4630 | 0,63400 | 8,9770 | 1,5358 | 79,27 | 8,2125 | 1,9516 | 0,57935 | 34,640 | 15,6466 | 265,69 | 3,6871 |
| Μάρτ. 01 | 0,9095 | 110,33 | 7,4643 | 0,62915 | 9,1264 | 1,5355 | 79,72 | 8,1600 | 1,9496 | 0,57892 | 34,590 | 15,6466 | 266,47 | 3,6383 |
| Απρ. 01 | 0,8920 | 110,36 | 7,4633 | 0,62168 | 9,1120 | 1,5287 | 83,29 | 8,1146 | 1,9474 | 0,57859 | 34,555 | 15,6466 | 266,99 | 3,5676 |
| Μάιος 01 | 0,8742 | 106,50 | 7,4612 | 0,61328 | 9,0576 | 1,5334 | 88,12 | 7,9927 | 1,9468 | 0,57771 | 34,375 | 15,6466 | 258,29 | 3,4970 |
| Ιούν. 01 | 0,8533 | 104,42 | 7,4538 | 0,60933 | 9,2091 | 1,5225 | 89,44 | 7,9338 | 1,9470 | 0,57510 | 33,950 | 15,6466 | 246,94 | 3,4128 |
| Ιούλ. 01 | 0,8607 | 107,21 | 7,4447 | 0,60857 | 9,2637 | 1,5135 | 87,89 | 7,9714 | 1,9465 | 0,57403 | 33,868 | 15,6466 | 248,94 | 3,4429 |
| Αύγ. 01 | 0,9005 | 109,34 | 7,4450 | 0,62672 | 9,3107 | 1,5144 | 88,70 | 8,0552 | 1,9472 | 0,57364 | 34,050 | 15,6466 | 251,02 | 3,6017 |
| Σεπτ. 01 | 0,9111 | 108,20 | 7,4413 | 0,62291 | 9,6744 | 1,4913 | 91,16 | 7,9985 | 1,9467 | 0,57326 | 34,157 | 15,6466 | 255,94 | 3,6436 |
| Οκτ. 01 | 0,9059 | 109,86 | 7,4367 | 0,62393 | 9,5780 | 1,4793 | 92,84 | 7,9970 | 1,9469 | 0,57429 | 33,549 | 15,6466 | 255,23 | 3,6223 |
| Νοέμ. 01 | 0,8883 | 108,68 | 7,4452 | 0,61838 | 9,4166 | 1,4663 | 95,32 | 7,9224 | 1,9466 | 0,57376 | 33,291 | 15,6466 | 251,36 | 3,5520 |
| Δεκ. 01 | 0,8924 | 113,38 | 7,4431 | 0,62012 | 9,4359 | 1,4749 | 93,37 | 7,9911 | 1,9465 | 0,57486 | 32,532 | 15,6466 | 247,31 | 3,5687 |
| Ιαν. 02 | 0,8833 | 117,12 | 7,4329 | 0,61659 | 9,2275 | 1,4745 | 90,61 | 7,9208 | 1,9527 | 0,57604 | 32,066 | 15,6466 | 243,84 | 3,5320 |
| Φεβρ. 02 | 0,8700 | 116,23 | 7,4299 | 0,61160 | 9,1828 | 1,4775 | 88,13 | 7,7853 | 1,9485 | 0,57617 | 31,789 | 15,6466 | 243,51 | 3,4527 |
| 2 Ιαν. 02 | 0,9038 | 119,53 | 7,4388 | 0,62620 | 9,2825 | 1,4833 | 92,19 | 8,0115 | 1,9519 | 0,57527 | 31,707 | 15,6466 | 244,58 | 3,6143 |
| 3 Ιαν. 02 | 0,9036 | 119,02 | 7,4380 | 0,62540 | 9,2337 | 1,4856 | 91,48 | 8,0105 | 1,9530 | 0,57554 | 31,853 | 15,6466 | 245,32 | 3,6149 |
| 4 Ιαν. 02 | 0,8954 | 117,18 | 7,4405 | 0,62170 | 9,2353 | 1,4789 | 91,50 | 7,9865 | 1,9539 | 0,57561 | 31,932 | 15,6466 | 244,15 | 3,5819 |
| 7 Ιαν. 02 | 0,8905 | 116,72 | 7,4389 | 0,61940 | 9,2110 | 1,4719 | 90,62 | 7,9750 | 1,9540 | 0,57571 | 32,020 | 15,6466 | 243,55 | 3,5616 |
| 8 Ιαν. 02 | 0,8909 | 118,22 | 7,4391 | 0,61820 | 9,2353 | 1,4703 | 91,26 | 7,9585 | 1,9540 | 0,57577 | 32,257 | 15,6466 | 243,75 | 3,5632 |
| 9 Ιαν. 02 | 0,8921 | 118,05 | 7,4383 | 0,61880 | 9,2460 | 1,4791 | 91,06 | 7,9475 | 1,9549 | 0,57587 | 32,283 | 15,6466 | 244,19 | 3,5680 |
| 10 Ιαν. 02 | 0,8909 | 117,96 | 7,4339 | 0,61720 | 9,1795 | 1,4833 | 90,88 | 7,9510 | 1,9550 | 0,57597 | 32,138 | 15,6466 | 244,33 | 3,5626 |
| 11 Ιαν. 02 | 0,8919 | 117,82 | 7,4335 | 0,61790 | 9,1505 | 1,4795 | 91,25 | 7,9520 | 1,9555 | 0,57590 | 32,261 | 15,6466 | 244,95 | 3,5611 |
| 14 Ιαν. 02 | 0,8927 | 117,64 | 7,4326 | 0,61570 | 9,2021 | 1,4791 | 91,58 | 7,9440 | 1,9550 | 0,57610 | 32,280 | 15,6466 | 243,88 | 3,5697 |
| 15 Ιαν. 02 | 0,8922 | 116,97 | 7,4337 | 0,61650 | 9,2287 | 1,4791 | 91,50 | 7,9495 | 1,9536 | 0,57610 | 32,320 | 15,6466 | 243,84 | 3,5677 |
| 16 Ιαν. 02 | 0,8817 | 115,83 | 7,4306 | 0,61350 | 9,2141 | 1,4705 | 90,87 | 7,9120 | 1,9510 | 0,57620 | 32,203 | 15,6466 | 243,95 | 3,5257 |
| 17 Ιαν. 02 | 0,8819 | 116,47 | 7,4301 | 0,61440 | 9,2802 | 1,4659 | 90,94 | 7,9010 | 1,9515 | 0,57634 | 32,362 | 15,6466 | 243,75 | 3,5272 |
| 18 Ιαν. 02 | 0,8810 | 117,08 | 7,4307 | 0,61410 | 9,2458 | 1,4698 | 90,50 | 7,9105 | 1,9516 | 0,57644 | 31,840 | 15,6466 | 243,30 | 3,5227 |
| 21 Ιαν. 02 | 0,8840 | 117,24 | 7,4321 | 0,61560 | 9,2175 | 1,4692 | 90,14 | 7,9140 | 1,9519 | 0,57600 | 32,303 | 15,6466 | 243,85 | 3,5342 |
| 22 Ιαν. 02 | 0,8830 | 118,53 | 7,4300 | 0,61840 | 9,2422 | 1,4686 | 90,31 | 7,9030 | 1,9518 | 0,57600 | 32,270 | 15,6466 | 243,75 | 3,5316 |
| 23 Ιαν. 02 | 0,8856 | 118,72 | 7,4307 | 0,62030 | 9,2868 | 1,4737 | 90,43 | 7,9225 | 1,9518 | 0,57600 | 32,093 | 15,6466 | 243,40 | 3,5417 |
| 24 Ιαν. 02 | 0,8767 | 117,95 | 7,4299 | 0,61690 | 9,2355 | 1,4687 | 90,15 | 7,8760 | 1,9517 | 0,57600 | 32,032 | 15,6466 | 243,50 | 3,5064 |
| 25 Ιαν. 02 | 0,8663 | 116,35 | 7,4292 | 0,61260 | 9,2463 | 1,4716 | 89,57 | 7,8570 | 1,9505 | 0,57614 | 31,823 | 15,6466 | 243,35 | 3,4637 |
| 28 Ιαν. 02 | 0,8578 | 114,91 | 7,4278 | 0,60960 | 9,2275 | 1,4736 | 89,33 | 7,8395 | 1,9512 | 0,57634 | 31,803 | 15,6466 | 243,21 | 3,4297 |
| 29 Ιαν. 02 | 0,8624 | 114,94 | 7,4282 | 0,61060 | 9,2251 | 1,4717 | 89,29 | 7,8405 | 1,9519 | 0,57634 | 31,840 | 15,6466 | 243,05 | 3,4474 |
| 30 Ιαν. 02 | 0,8642 | 114,69 | 7,4284 | 0,61100 | 9,2090 | 1,4709 | 89,40 | 7,8535 | 1,9516 | 0,57667 | 31,936 | 15,6466 | 243,49 | 3,4551 |
| 31 Ιαν. 02 | 0,8637 | 114,73 | 7,4282 | 0,61110 | 9,1700 | 1,4748 | 89,13 | 7,8410 | 1,9513 | 0,57647 | 31,902 | 15,6466 | 243,32 | 3,4538 |
| 1 Φεβρ. 02 | 0,8632 | 115,66 | 7,4282 | 0,61000 | 9,1880 | 1,4781 | 88,65 | 7,8405 | 1,9510 | 0,57647 | 31,910 | 15,6466 | 243,00 | 3,4528 |
| 4 Φεβρ. 02 | 0,8644 | 115,22 | 7,4284 | 0,60970 | 9,2148 | 1,4805 | 88,31 | 7,8375 | 1,9508 | 0,57634 | 31,857 | 15,6466 | 243,85 | 3,4528 |
| 5 Φεβρ. 02 | 0,8683 | 115,68 | 7,4285 | 0,61150 | 9,2574 | 1,4751 | 88,51 | 7,8550 | 1,9511 | 0,57604 | 31,878 | 15,6466 | 244,34 | 3,4532 |
| 6 Φεβρ. 02 | 0,8664 | 115,55 | 7,4283 | 0,61220 | 9,2130 | 1,4703 | 88,50 | 7,8290 | 1,9483 | 0,57564 | 31,865 | 15,6466 | 243,85 | 3,4532 |
| 7 Φεβρ. 02 | 0,8664 | 115,74 | 7,4277 | 0,61490 | 9,2290 | 1,4722 | 88,63 | 7,8020 | 1,9475 | 0,57564 | 31,880 | 15,6466 | 244,95 | 3,4530 |
| 8 Φεβρ. 02 | 0,8740 | 117,46 | 7,4280 | 0,61830 | 9,2601 | 1,4722 | 88,95 | 7,8315 | 1,9472 | 0,57580 | 31,790 | 15,6466 | 243,95 | 3,4528 |
| 11 Φεβρ. 02 | 0,8794 | 117,76 | 7,4293 | 0,61760 | 9,2598 | 1,4781 | 88,93 | 7,8360 | 1,9480 | 0,57584 | 31,743 | 15,6466 | 243,45 | 3,4530 |
| 12 Φεβρ. 02 | 0,8753 | 116,95 | 7,4297 | 0,61360 | 9,2500 | 1,4766 | 88,87 | 7,8320 | 1,9479 | 0,57587 | 31,770 | 15,6466 | 243,75 | 3,4530 |
| 13 Φεβρ. 02 | 0,8731 | 115,65 | 7,4304 | 0,61020 | 9,2303 | 1,4776 | 88,18 | 7,8270 | 1,9480 | 0,57624 | 31,715 | 15,6466 | 242,90 | 3,4530 |
| 14 Φεβρ. 02 | 0,8693 | 114,91 | 7,4288 | 0,60930 | 9,1915 | 1,4828 | 87,87 | 7,7795 | 1,9476 | 0,57630 | 31,670 | 15,6466 | 241,95 | 3,4525 |
| 15 Φεβρ. 02 | 0,8705 | 115,61 | 7,4284 | 0,60950 | 9,1788 | 1,4813 | 87,92 | 7,7640 | 1,9479 | 0,57624 | 31,650 | 15,6466 | 240,55 | 3,4525 |
| 18 Φεβρ. 02 | 0,8715 | 115,68 | 7,4297 | 0,60980 | 9,1955 | 1,4804 | 87,93 | 7,7475 | 1,9476 | 0,57634 | 31,878 | 15,6466 | 241,34 | 3,4525 |
| 19 Φεβρ. 02 | 0,8692 | 116,30 | 7,4301 | 0,61010 | 9,1922 | 1,4786 | 87,47 | 7,7485 | 1,9476 | 0,57647 | 31,838 | 15,6466 | 243,07 | 3,4525 |
| 20 Φεβρ. 02 | 0,8743 | 116,90 | 7,4314 | 0,61140 | 9,1940 | 1,4812 | 88,02 | 7,7635 | 1,9479 | 0,57677 | 31,925 | 15,6466 | 243,65 | 3,4524 |
| 21 Φεβρ. 02 | 0,8701 | 116,79 | 7,4298 | 0,61050 | 9,1314 | 1,4793 | 87,91 | 7,7375 | 1,9485 | 0,57690 | 31,852 | 15,6466 | 243,15 | 3,4525 |
| 22 Φεβρ. 02 | 0,8747 | 117,07 | 7,4325 | 0,61170 | 9,1548 | 1,4796 | 88,32 | 7,7620 | 1,9485 | 0,57670 | 31,720 | 15,6466 | 243,75 | 3,4525 |
| 25 Φεβρ. 02 | 0,8724 | 116,66 | 7,4339 | 0,61140 | 9,1100 | 1,4772 | 87,82 | 7,7530 | 1,9486 | 0,57670 | 31,730 | 15,6466 | 243,51 | 3,4524 |
| 26 Φεβρ. 02 | 0,8682 | 116,38 | 7,4316 | 0,60920 | 9,0649 | 1,4761 | 87,54 | 7,7350 | 1,9485 | 0,57627 | 31,775 | 15,6466 | 244,08 | 3,4524 |
| 27 Φεβρ. 02 | 0,8649 | 116,60 | 7,4313 | 0,61000 | 9,0779 | 1,4767 | 87,31 | 7,7130 | 1,9490 | 0,57554 | 31,718 | 15,6466 | 245,51 | 3,4520 |
| 28 Φεβρ. 02 | 0,8651 | 116,07 | 7,4317 | 0,61115 | 9,0625 | 1,4759 | 86,97 | 7,7120 | 1,9480 | 0,57534 | 31,612 | 15,6466 | 245,63 | 3,4525 |

* Μονάδες εθνικού νομίσματος ανά ευρώ.

Πηγή: Τράπεζα της Ελλάδος και Ευρωπαϊκή Κεντρική Τράπεζα.

61. Διμερείς συναλλαγματικές ισοτιμίες έναντι του ευρώ*
Bilateral exchange rates against the euro*

| Περίοδος | Δολάριο ΗΠΑ US dollar USD | Γεν Ιαπωνίας Japanese yen JPY | Κορώνα Δανίας Danish krone DKK | Λίρα Αγγλίας Pound sterling GBP | Κορώνα Σουηδίας Swedish krona SEK | Φράγκο Ελβετίας Swiss franc CHF | Κορώνα Ισλανδίας Icelandic krona ISK | Κορώνα Νορβηγίας Norwegian krone NOK | Λέβα Βουλγαρίας Bulgarian lev BGN | Λίρα Κύπρου Cyprus pound CYP | Κορώνα Τσεχίας Czech Republic koruna CZK | Κορώνα Εσθονίας Estonian kroon EEK | Φόριντ Ουγγαρίας Hungarian forint HUF | Λίτα Λιθουανίας Lithuanian litas LTL |
|--------------|---------------------------------|-------------------------------------|--------------------------------------|---------------------------------------|---|---------------------------------------|--|--|---|------------------------------------|--|--|---|--|
| 2001: | 0,8956 | 108,74 | 7,4521 | 0,62191 | 9,2556 | 1,5104 | 87,42 | 8,0487 | 1,9482 | 0,57592 | 34,057 | 15,6466 | 256,60 | 3,5823 |
| Ιαν. 01 | 0,9383 | 109,57 | 7,4642 | 0,63480 | 8,9055 | 1,5291 | 79,86 | 8,2355 | 1,9553 | 0,57754 | 35,128 | 15,6466 | 265,00 | 3,7540 |
| Φεβρ. 01 | 0,9217 | 107,08 | 7,4630 | 0,63400 | 8,9770 | 1,5358 | 79,27 | 8,2125 | 1,9516 | 0,57935 | 34,640 | 15,6466 | 265,69 | 3,6871 |
| Μάρτ. 01 | 0,9095 | 110,33 | 7,4643 | 0,62915 | 9,1264 | 1,5355 | 79,72 | 8,1600 | 1,9496 | 0,57892 | 34,590 | 15,6466 | 266,47 | 3,6383 |
| Απρ. 01 | 0,8920 | 110,36 | 7,4633 | 0,62168 | 9,1120 | 1,5287 | 83,29 | 8,1146 | 1,9474 | 0,57859 | 34,555 | 15,6466 | 266,99 | 3,5676 |
| Μάιος 01 | 0,8742 | 106,50 | 7,4612 | 0,61328 | 9,0576 | 1,5334 | 88,12 | 7,9927 | 1,9468 | 0,57771 | 34,375 | 15,6466 | 258,29 | 3,4970 |
| Ιούν. 01 | 0,8533 | 104,42 | 7,4538 | 0,60933 | 9,2091 | 1,5225 | 89,44 | 7,9338 | 1,9470 | 0,57510 | 33,950 | 15,6466 | 246,94 | 3,4128 |
| Ιούλ. 01 | 0,8607 | 107,21 | 7,4447 | 0,60857 | 9,2637 | 1,5135 | 87,89 | 7,9714 | 1,9465 | 0,57403 | 33,868 | 15,6466 | 248,94 | 3,4429 |
| Αύγ. 01 | 0,9005 | 109,34 | 7,4450 | 0,62672 | 9,3107 | 1,5144 | 88,70 | 8,0552 | 1,9472 | 0,57364 | 34,050 | 15,6466 | 251,02 | 3,6017 |
| Σεπτ. 01 | 0,9111 | 108,20 | 7,4413 | 0,62291 | 9,6744 | 1,4913 | 91,16 | 7,9985 | 1,9467 | 0,57326 | 34,157 | 15,6466 | 255,94 | 3,6436 |
| Οκτ. 01 | 0,9059 | 109,86 | 7,4367 | 0,62393 | 9,5780 | 1,4793 | 92,84 | 7,9970 | 1,9469 | 0,57429 | 33,549 | 15,6466 | 255,23 | 3,6223 |
| Νοέμ. 01 | 0,8883 | 108,68 | 7,4452 | 0,61838 | 9,4166 | 1,4663 | 95,32 | 7,9224 | 1,9466 | 0,57376 | 33,291 | 15,6466 | 251,36 | 3,5520 |
| Δεκ. 01 | 0,8924 | 113,38 | 7,4431 | 0,62012 | 9,4359 | 1,4749 | 93,37 | 7,9911 | 1,9465 | 0,57486 | 32,532 | 15,6466 | 247,31 | 3,5687 |
| Ιαν. 02 | 0,8833 | 117,12 | 7,4329 | 0,61659 | 9,2275 | 1,4745 | 90,61 | 7,9208 | 1,9527 | 0,57604 | 32,066 | 15,6466 | 243,84 | 3,5320 |
| Φεβρ. 02 | 0,8700 | 116,23 | 7,4299 | 0,61160 | 9,1828 | 1,4775 | 88,13 | 7,7853 | 1,9485 | 0,57617 | 31,789 | 15,6466 | 243,51 | 3,4527 |
| Μάρτ. 02 | 0,8756 | 114,61 | 7,4323 | 0,61577 | 9,0615 | 1,4685 | 87,97 | 7,7175 | 1,9493 | 0,57512 | 31,435 | 15,6466 | 244,78 | 3,4524 |
| Απρ. 02 | 0,8858 | 115,81 | 7,4341 | 0,61407 | 9,1358 | 1,4658 | 85,98 | 7,6221 | 1,9499 | 0,57613 | 30,336 | 15,6466 | 242,26 | 3,4528 |
| 1 Μαρτ. 02 | 0,8679 | 115,69 | 7,4309 | 0,61030 | 9,0890 | 1,4759 | 87,01 | 7,7060 | 1,9480 | 0,57527 | 31,585 | 15,6466 | 245,55 | 3,4525 |
| 4 Μαρτ. 02 | 0,8649 | 114,40 | 7,4300 | 0,60970 | 9,0650 | 1,4779 | 86,71 | 7,6915 | 1,9481 | 0,57475 | 31,493 | 15,6466 | 244,62 | 3,4524 |
| 5 Μαρτ. 02 | 0,8682 | 114,46 | 7,4297 | 0,61090 | 9,0410 | 1,4766 | 87,25 | 7,6885 | 1,9484 | 0,57451 | 31,575 | 15,6466 | 243,92 | 3,4523 |
| 6 Μαρτ. 02 | 0,8712 | 114,86 | 7,4317 | 0,61250 | 9,0400 | 1,4767 | 88,12 | 7,7065 | 1,9484 | 0,57435 | 31,540 | 15,6466 | 244,29 | 3,4522 |
| 7 Μαρτ. 02 | 0,8764 | 112,96 | 7,4313 | 0,61650 | 9,0665 | 1,4719 | 88,69 | 7,7120 | 1,9487 | 0,57461 | 31,723 | 15,6466 | 244,85 | 3,4525 |
| 8 Μαρτ. 02 | 0,8797 | 112,50 | 7,4325 | 0,61620 | 9,0675 | 1,4708 | 88,17 | 7,7200 | 1,9488 | 0,57478 | 31,661 | 15,6466 | 246,12 | 3,4526 |
| 11 Μαρτ. 02 | 0,8741 | 112,52 | 7,4317 | 0,61530 | 9,0840 | 1,4716 | 87,66 | 7,7260 | 1,9488 | 0,57478 | 31,622 | 15,6466 | 244,55 | 3,4523 |
| 12 Μαρτ. 02 | 0,8733 | 112,40 | 7,4317 | 0,61770 | 9,0852 | 1,4678 | 88,14 | 7,7165 | 1,9486 | 0,57438 | 31,550 | 15,6466 | 244,90 | 3,4525 |
| 13 Μαρτ. 02 | 0,8734 | 113,02 | 7,4310 | 0,61920 | 9,1200 | 1,4681 | 88,11 | 7,7455 | 1,9485 | 0,57504 | 31,578 | 15,6466 | 245,85 | 3,4521 |
| 14 Μαρτ. 02 | 0,8803 | 113,25 | 7,4322 | 0,62090 | 9,1335 | 1,4655 | 88,24 | 7,7645 | 1,9487 | 0,57537 | 31,600 | 15,6466 | 245,83 | 3,4522 |
| 15 Μαρτ. 02 | 0,8853 | 114,12 | 7,4333 | 0,62130 | 9,1330 | 1,4617 | 88,43 | 7,7675 | 1,9489 | 0,57547 | 31,550 | 15,6466 | 245,96 | 3,4522 |
| 19 Μαρτ. 02 | 0,8829 | 115,97 | 7,4341 | 0,61810 | 9,0689 | 1,4661 | 89,03 | 7,7395 | 1,9497 | 0,57604 | 31,393 | 15,6466 | 245,33 | 3,4523 |
| 20 Μαρτ. 02 | 0,8814 | 115,72 | 7,4332 | 0,61960 | 9,0284 | 1,4642 | 88,62 | 7,7155 | 1,9503 | 0,57551 | 31,303 | 15,6466 | 244,41 | 3,4522 |
| 21 Μαρτ. 02 | 0,8817 | 116,56 | 7,4341 | 0,61800 | 9,0139 | 1,4633 | 88,83 | 7,6990 | 1,9505 | 0,57524 | 31,230 | 15,6466 | 244,26 | 3,4521 |
| 22 Μαρτ. 02 | 0,8795 | 116,76 | 7,4339 | 0,61690 | 9,0175 | 1,4602 | 87,93 | 7,6930 | 1,9512 | 0,57525 | 31,153 | 15,6466 | 244,25 | 3,4522 |
| 26 Μαρτ. 02 | 0,8737 | 116,32 | 7,4335 | 0,61380 | 9,0015 | 1,4614 | 87,86 | 7,7090 | 1,9510 | 0,57564 | 31,120 | 15,6466 | 244,10 | 3,4524 |
| 27 Μαρτ. 02 | 0,8746 | 115,92 | 7,4332 | 0,61390 | 9,0221 | 1,4656 | 87,37 | 7,7110 | 1,9503 | 0,57567 | 31,133 | 15,6466 | 243,75 | 3,4527 |
| 28 Μαρτ. 02 | 0,8724 | 115,51 | 7,4336 | 0,61300 | 9,0304 | 1,4670 | 87,23 | 7,7030 | 1,9504 | 0,57557 | 31,013 | 15,6466 | 243,54 | 3,4527 |
| 2 Απρ. 02 | 0,8786 | 117,20 | 7,4328 | 0,61090 | 9,0231 | 1,4625 | 87,46 | 7,6965 | 1,9510 | 0,57557 | 30,633 | 15,6466 | 243,48 | 3,4525 |
| 3 Απρ. 02 | 0,8803 | 116,87 | 7,4335 | 0,61210 | 9,0632 | 1,4627 | 87,42 | 7,6675 | 1,9520 | 0,57577 | 30,520 | 15,6466 | 242,96 | 3,4530 |
| 4 Απρ. 02 | 0,8818 | 116,68 | 7,4342 | 0,61390 | 9,0752 | 1,4617 | 87,53 | 7,6455 | 1,9521 | 0,57577 | 30,338 | 15,6466 | 242,10 | 3,4535 |
| 5 Απρ. 02 | 0,8786 | 115,98 | 7,4335 | 0,61250 | 9,0311 | 1,4658 | 87,36 | 7,6460 | 1,9520 | 0,57574 | 30,740 | 15,6466 | 243,25 | 3,4532 |
| 8 Απρ. 02 | 0,8778 | 115,61 | 7,4347 | 0,61180 | 9,0561 | 1,4637 | 87,17 | 7,6320 | 1,9507 | 0,57574 | 30,738 | 15,6466 | 243,02 | 3,4533 |
| 9 Απρ. 02 | 0,8763 | 115,29 | 7,4346 | 0,61230 | 9,0806 | 1,4665 | 86,59 | 7,6340 | 1,9498 | 0,57561 | 30,220 | 15,6466 | 242,71 | 3,4530 |
| 10 Απρ. 02 | 0,8798 | 114,74 | 7,4348 | 0,61230 | 9,0922 | 1,4666 | 86,73 | 7,6410 | 1,9498 | 0,57574 | 30,382 | 15,6466 | 242,49 | 3,4525 |
| 11 Απρ. 02 | 0,8794 | 115,80 | 7,4365 | 0,61270 | 9,0867 | 1,4674 | 86,60 | 7,6230 | 1,9487 | 0,57584 | 30,072 | 15,6466 | 241,35 | 3,4523 |
| 12 Απρ. 02 | 0,8803 | 116,28 | 7,4367 | 0,61250 | 9,0980 | 1,4656 | 86,26 | 7,6235 | 1,9484 | 0,57574 | 30,084 | 15,6466 | 242,00 | 3,4523 |
| 15 Απρ. 02 | 0,8802 | 115,79 | 7,4360 | 0,61240 | 9,1096 | 1,4674 | 85,70 | 7,6140 | 1,9477 | 0,57571 | 30,060 | 15,6466 | 241,35 | 3,4523 |
| 16 Απρ. 02 | 0,8803 | 115,73 | 7,4333 | 0,61260 | 9,1453 | 1,4695 | 85,76 | 7,6330 | 1,9470 | 0,57571 | 30,103 | 15,6466 | 241,85 | 3,4530 |
| 17 Απρ. 02 | 0,8880 | 115,97 | 7,4352 | 0,61480 | 9,1438 | 1,4707 | 86,34 | 7,6375 | 1,9477 | 0,57571 | 30,268 | 15,6466 | 242,15 | 3,4529 |
| 18 Απρ. 02 | 0,8895 | 116,09 | 7,4344 | 0,61540 | 9,1535 | 1,4685 | 86,40 | 7,6340 | 1,9484 | 0,57561 | 30,297 | 15,6466 | 241,85 | 3,4531 |
| 19 Απρ. 02 | 0,8886 | 115,92 | 7,4344 | 0,61440 | 9,1671 | 1,4673 | 85,78 | 7,6040 | 1,9495 | 0,57584 | 30,150 | 15,6466 | 242,25 | 3,4533 |
| 22 Απρ. 02 | 0,8882 | 115,36 | 7,4319 | 0,61380 | 9,2080 | 1,4667 | 85,64 | 7,6095 | 1,9502 | 0,57604 | 30,179 | 15,6466 | 241,76 | 3,4533 |
| 23 Απρ. 02 | 0,8872 | 115,42 | 7,4314 | 0,61320 | 9,1913 | 1,4684 | 85,43 | 7,5925 | 1,9504 | 0,57604 | 30,137 | 15,6466 | 240,75 | 3,4526 |
| 24 Απρ. 02 | 0,8892 | 115,43 | 7,4327 | 0,61500 | 9,1707 | 1,4656 | 84,05 | 7,6235 | 1,9504 | 0,57634 | 30,270 | 15,6466 | 240,73 | 3,4525 |
| 25 Απρ. 02 | 0,8969 | 115,27 | 7,4339 | 0,61780 | 9,2307 | 1,4647 | 84,45 | 7,5850 | 1,9490 | 0,57667 | 30,385 | 15,6466 | 242,92 | 3,4524 |
| 26 Απρ. 02 | 0,8971 | 115,22 | 7,4336 | 0,61770 | 9,2310 | 1,4644 | 83,83 | 7,5745 | 1,9504 | 0,57730 | 30,327 | 15,6466 | 242,85 | 3,4525 |
| 29 Απρ. 02 | 0,9038 | 115,69 | 7,4335 | 0,61860 | 9,2400 | 1,4637 | 84,72 | 7,5745 | 1,9510 | 0,57787 | 30,523 | 15,6466 | 242,55 | 3,4526 |
| 30 Απρ. 02 | 0,9008 | 115,66 | 7,4340 | 0,61880 | 9,2540 | 1,4621 | 84,44 | 7,5730 | 1,9513 | 0,57847 | 30,640 | 15,6466 | 243,15 | 3,4526 |

* Μονάδες εθνικού νομίσματος ανά ευρώ.

Πηγή: Τράπεζα της Ελλάδος και Ευρωπαϊκή Κεντρική Τράπεζα.

61. Διμερείς συναλλαγματικές ισοτιμίες έναντι του ευρώ*
Bilateral exchange rates against the euro*

| Περίοδος | Δολάριο ΗΠΑ US dollar USD | Γεν Ιαπωνίας Japanese yen JPY | Κορώνα Δανίας Danish krone DKK | Λίρα Αγγλίας Pound sterling GBP | Κορώνα Σουηδίας Swedish krona SEK | Φράγκο Ελβετίας Swiss franc CHF | Κορώνα Ισλανδίας Icelandic krona ISK | Κορώνα Νορβηγίας Norwegian krona NOK | Λέβα Βουλγαρίας Bulgarian lev BGN | Λίρα Κύπρου Cyprus pound CYP | Κορώνα Τσεχίας Czech Republic koruna CZK | Κορώνα Εσθονίας Estonian kroon EEK | Φόριντ Ουγγαρίας Hungarian forint HUF | Λίτα Λιθουανίας Lithuanian litas LTL |
|--------------------|---------------------------------|-------------------------------------|--------------------------------------|---------------------------------------|---|---------------------------------------|--|--|---|------------------------------------|--|--|---|--|
| 2001: | 0,8956 | 108,74 | 7,4521 | 0,62191 | 9,2556 | 1,5104 | 87,42 | 8,0487 | 1,9482 | 0,57592 | 34,057 | 15,6466 | 256,60 | 3,5823 |
| Ιαν. 01 | 0,9383 | 109,57 | 7,4642 | 0,63480 | 8,9055 | 1,5291 | 79,86 | 8,2355 | 1,9553 | 0,57754 | 35,128 | 15,6466 | 265,00 | 3,7540 |
| Φεβρ. 01 | 0,9217 | 107,08 | 7,4630 | 0,63400 | 8,9770 | 1,5358 | 79,27 | 8,2125 | 1,9516 | 0,57935 | 34,640 | 15,6466 | 265,69 | 3,6871 |
| Μάρτ. 01 | 0,9095 | 110,33 | 7,4643 | 0,62915 | 9,1264 | 1,5355 | 79,72 | 8,1600 | 1,9496 | 0,57892 | 34,590 | 15,6466 | 266,47 | 3,6383 |
| Απρ. 01 | 0,8920 | 110,36 | 7,4633 | 0,62168 | 9,1120 | 1,5287 | 83,29 | 8,1146 | 1,9474 | 0,57859 | 34,555 | 15,6466 | 266,99 | 3,5676 |
| Μάιος 01 | 0,8742 | 106,50 | 7,4612 | 0,61328 | 9,0576 | 1,5334 | 88,12 | 7,9927 | 1,9468 | 0,57771 | 34,375 | 15,6466 | 258,29 | 3,4970 |
| Ιούν. 01 | 0,8533 | 104,42 | 7,4538 | 0,60933 | 9,2091 | 1,5225 | 89,44 | 7,9338 | 1,9470 | 0,57510 | 33,950 | 15,6466 | 246,94 | 3,4128 |
| Ιούλ. 01 | 0,8607 | 107,21 | 7,4447 | 0,60857 | 9,2637 | 1,5135 | 87,89 | 7,9714 | 1,9465 | 0,57403 | 33,868 | 15,6466 | 248,94 | 3,4429 |
| Αύγ. 01 | 0,9005 | 109,34 | 7,4450 | 0,62672 | 9,3107 | 1,5144 | 88,70 | 8,0552 | 1,9472 | 0,57364 | 34,050 | 15,6466 | 251,02 | 3,6017 |
| Σεπτ. 01 | 0,9111 | 108,20 | 7,4413 | 0,62291 | 9,6744 | 1,4913 | 91,16 | 7,9985 | 1,9467 | 0,57326 | 34,157 | 15,6466 | 255,94 | 3,6436 |
| Οκτ. 01 | 0,9059 | 109,86 | 7,4367 | 0,62393 | 9,5780 | 1,4793 | 92,84 | 7,9970 | 1,9469 | 0,57429 | 33,549 | 15,6466 | 255,23 | 3,6223 |
| Νοέμ. 01 | 0,8883 | 108,68 | 7,4452 | 0,61838 | 9,4166 | 1,4663 | 95,32 | 7,9224 | 1,9466 | 0,57376 | 33,291 | 15,6466 | 251,36 | 3,5520 |
| Δεκ. 01 | 0,8924 | 113,38 | 7,4431 | 0,62012 | 9,4359 | 1,4749 | 93,37 | 7,9911 | 1,9465 | 0,57486 | 32,532 | 15,6466 | 247,31 | 3,5687 |
| Ιαν. 02 | 0,8833 | 117,12 | 7,4329 | 0,61659 | 9,2275 | 1,4745 | 90,61 | 7,9208 | 1,9527 | 0,57604 | 32,066 | 15,6466 | 243,84 | 3,5320 |
| Φεβρ. 02 | 0,8700 | 116,23 | 7,4299 | 0,61160 | 9,1828 | 1,4775 | 88,13 | 7,7853 | 1,9485 | 0,57617 | 31,789 | 15,6466 | 243,51 | 3,4527 |
| Μάρτ. 02 | 0,8756 | 114,61 | 7,4323 | 0,61577 | 9,0615 | 1,4685 | 87,97 | 7,7175 | 1,9493 | 0,57512 | 31,435 | 15,6466 | 244,78 | 3,4524 |
| Απρ. 02 | 0,8858 | 115,81 | 7,4341 | 0,61407 | 9,1358 | 1,4658 | 85,98 | 7,6221 | 1,9499 | 0,57613 | 30,336 | 15,6466 | 242,26 | 3,4528 |
| Μάιος 02 | 0,9170 | 115,86 | 7,4356 | 0,62823 | 9,2162 | 1,4572 | 84,26 | 7,5207 | 1,9522 | 0,57853 | 30,552 | 15,6466 | 243,80 | 3,4524 |
| Ιούν. 02 | 0,9542 | 117,76 | 7,4332 | 0,64373 | 9,1145 | 1,4722 | 85,24 | 7,4045 | 1,9490 | 0,58007 | 30,301 | 15,6466 | 242,62 | 3,4525 |
| 2 Μαΐου 02 | 0,9032 | 115,51 | 7,4318 | 0,61790 | 9,2685 | 1,4564 | 83,91 | 7,5570 | 1,9515 | 0,57847 | 30,618 | 15,6466 | 243,37 | 3,4523 |
| 3 Μαΐου 02 | 0,9083 | 115,55 | 7,4334 | 0,61920 | 9,1645 | 1,4548 | 83,85 | 7,5645 | 1,9514 | 0,57825 | 30,643 | 15,6466 | 244,32 | 3,4525 |
| 6 Μαΐου 02 | 0,9144 | 116,34 | 7,4347 | 0,62300 | 9,2753 | 1,4563 | 83,49 | 7,5870 | 1,9515 | 0,57882 | 30,532 | 15,6466 | 243,63 | 3,4524 |
| 7 Μαΐου 02 | 0,9125 | 116,97 | 7,4338 | 0,62300 | 9,3725 | 1,4592 | 82,74 | 7,6230 | 1,9515 | 0,57773 | 30,407 | 15,6466 | 243,65 | 3,4524 |
| 8 Μαΐου 02 | 0,9088 | 116,86 | 7,4343 | 0,62270 | 9,3120 | 1,4563 | 83,62 | 7,5815 | 1,9514 | 0,57847 | 30,420 | 15,6466 | 242,98 | 3,4524 |
| 9 Μαΐου 02 | 0,9061 | 116,60 | 7,4351 | 0,62210 | 9,3086 | 1,4547 | 83,46 | 7,5800 | 1,9512 | 0,57857 | 30,487 | 15,6466 | 243,99 | 3,4520 |
| 10 Μαΐου 02 | 0,9118 | 116,60 | 7,4360 | 0,62390 | 9,3055 | 1,4547 | 83,31 | 7,5645 | 1,9525 | 0,57857 | 30,615 | 15,6466 | 244,35 | 3,4524 |
| 13 Μαΐου 02 | 0,9118 | 116,42 | 7,4366 | 0,62440 | 9,3430 | 1,4543 | 83,24 | 7,5480 | 1,9519 | 0,57867 | 30,628 | 15,6466 | 243,95 | 3,4523 |
| 14 Μαΐου 02 | 0,9062 | 116,17 | 7,4351 | 0,62400 | 9,2895 | 1,4554 | 83,14 | 7,5475 | 1,9512 | 0,57847 | 30,522 | 15,6466 | 244,62 | 3,4524 |
| 15 Μαΐου 02 | 0,9030 | 115,83 | 7,4351 | 0,62280 | 9,2130 | 1,4562 | 82,77 | 7,5360 | 1,9491 | 0,57860 | 30,327 | 15,6466 | 243,62 | 3,4522 |
| 16 Μαΐου 02 | 0,9124 | 116,30 | 7,4364 | 0,62530 | 9,2315 | 1,4559 | 83,41 | 7,5410 | 1,9521 | 0,57864 | 30,353 | 15,6466 | 244,45 | 3,4528 |
| 17 Μαΐου 02 | 0,9152 | 115,65 | 7,4371 | 0,62790 | 9,2190 | 1,4568 | 84,03 | 7,5450 | 1,9524 | 0,57864 | 30,458 | 15,6466 | 245,06 | 3,4525 |
| 20 Μαΐου 02 | 0,9202 | 115,59 | 7,4377 | 0,63020 | 9,2125 | 1,4538 | 84,27 | 7,5510 | 1,9528 | 0,57820 | 30,588 | 15,6466 | 245,98 | 3,4524 |
| 21 Μαΐου 02 | 0,9213 | 115,02 | 7,4378 | 0,63210 | 9,1733 | 1,4525 | 84,53 | 7,5360 | 1,9533 | 0,57877 | 30,730 | 15,6466 | 245,86 | 3,4522 |
| 22 Μαΐου 02 | 0,9260 | 115,15 | 7,4391 | 0,63400 | 9,1694 | 1,4526 | 85,71 | 7,5050 | 1,9533 | 0,57884 | 30,937 | 15,6466 | 243,07 | 3,4522 |
| 23 Μαΐου 02 | 0,9213 | 115,28 | 7,4380 | 0,63230 | 9,1273 | 1,4537 | 85,46 | 7,4830 | 1,9530 | 0,57884 | 30,631 | 15,6466 | 242,35 | 3,4523 |
| 24 Μαΐου 02 | 0,9188 | 114,94 | 7,4368 | 0,63270 | 9,1128 | 1,4580 | 84,90 | 7,4435 | 1,9528 | 0,57840 | 30,593 | 15,6466 | 242,91 | 3,4524 |
| 27 Μαΐου 02 | 0,9190 | 114,83 | 7,4360 | 0,63180 | 9,1416 | 1,4590 | 84,82 | 7,4400 | 1,9527 | 0,57840 | 30,627 | 15,6466 | 242,45 | 3,4525 |
| 28 Μαΐου 02 | 0,9255 | 115,31 | 7,4363 | 0,63440 | 9,1392 | 1,4627 | 85,51 | 7,4040 | 1,9533 | 0,57844 | 30,517 | 15,6466 | 243,22 | 3,4527 |
| 29 Μαΐου 02 | 0,9320 | 115,87 | 7,4365 | 0,63730 | 9,1575 | 1,4658 | 85,70 | 7,4060 | 1,9535 | 0,57837 | 30,620 | 15,6466 | 243,75 | 3,4523 |
| 30 Μαΐου 02 | 0,9375 | 115,76 | 7,4340 | 0,63950 | 9,1133 | 1,4657 | 86,05 | 7,4340 | 1,9535 | 0,57860 | 30,467 | 15,6466 | 243,34 | 3,4523 |
| 31 Μαΐου 02 | 0,9387 | 116,39 | 7,4323 | 0,64050 | 9,1070 | 1,4644 | 85,77 | 7,4780 | 1,9521 | 0,57897 | 30,418 | 15,6466 | 242,60 | 3,4524 |
| 3 Ιουν. 02 | 0,9313 | 115,67 | 7,4313 | 0,64020 | 9,0748 | 1,4673 | 85,24 | 7,4385 | 1,9503 | 0,57911 | 30,405 | 15,6466 | 242,29 | 3,4524 |
| 4 Ιουν. 02 | 0,9435 | 116,44 | 7,4333 | 0,64500 | 9,1451 | 1,4682 | 85,38 | 7,4435 | 1,9530 | 0,57988 | 30,365 | 15,6466 | 242,63 | 3,4529 |
| 5 Ιουν. 02 | 0,9371 | 116,55 | 7,4334 | 0,64300 | 9,1268 | 1,4704 | 85,02 | 7,4035 | 1,9521 | 0,57991 | 30,483 | 15,6466 | 241,68 | 3,4525 |
| 6 Ιουν. 02 | 0,9386 | 117,13 | 7,4346 | 0,64380 | 9,1520 | 1,4744 | 84,68 | 7,3890 | 1,9517 | 0,58008 | 30,550 | 15,6466 | 240,52 | 3,4527 |
| 7 Ιουν. 02 | 0,9452 | 117,56 | 7,4351 | 0,64650 | 9,2247 | 1,4710 | 84,81 | 7,4430 | 1,9524 | 0,58069 | 30,622 | 15,6466 | 241,52 | 3,4528 |
| 10 Ιουν. 02 | 0,9459 | 117,93 | 7,4361 | 0,64730 | 9,2104 | 1,4725 | 84,92 | 7,4255 | 1,9513 | 0,58075 | 30,603 | 15,6466 | 241,60 | 3,4532 |
| 11 Ιουν. 02 | 0,9417 | 118,14 | 7,4361 | 0,64300 | 9,1515 | 1,4752 | 84,70 | 7,4240 | 1,9505 | 0,58025 | 30,420 | 15,6466 | 241,16 | 3,4525 |
| 12 Ιουν. 02 | 0,9452 | 118,73 | 7,4363 | 0,64310 | 9,1678 | 1,4774 | 84,93 | 7,4130 | 1,9493 | 0,58025 | 30,380 | 15,6466 | 241,25 | 3,4526 |
| 13 Ιουν. 02 | 0,9417 | 118,24 | 7,4364 | 0,64040 | 9,1413 | 1,4762 | 84,64 | 7,4130 | 1,9472 | 0,58032 | 30,480 | 15,6466 | 241,29 | 3,4527 |
| 14 Ιουν. 02 | 0,9478 | 117,75 | 7,4371 | 0,64200 | 9,1664 | 1,4752 | 84,85 | 7,4155 | 1,9478 | 0,58032 | 30,397 | 15,6466 | 241,96 | 3,4524 |
| 17 Ιουν. 02 | 0,9426 | 117,10 | 7,4349 | 0,63860 | 9,0785 | 1,4765 | 84,40 | 7,4150 | 1,9462 | 0,58032 | 30,490 | 15,6466 | 242,33 | 3,4523 |
| 18 Ιουν. 02 | 0,9484 | 118,13 | 7,4322 | 0,63930 | 9,0588 | 1,4762 | 84,62 | 7,4210 | 1,9464 | 0,57984 | 30,482 | 15,6466 | 242,94 | 3,4521 |
| 19 Ιουν. 02 | 0,9561 | 118,37 | 7,4320 | 0,64080 | 9,0780 | 1,4740 | 85,37 | 7,3760 | 1,9468 | 0,57968 | 30,467 | 15,6466 | 243,42 | 3,4523 |
| 20 Ιουν. 02 | 0,9592 | 118,68 | 7,4327 | 0,64220 | 9,0585 | 1,4700 | 85,30 | 7,3505 | 1,9464 | 0,57968 | 30,520 | 15,6466 | 243,65 | 3,4519 |
| 21 Ιουν. 02 | 0,9636 | 117,92 | 7,4325 | 0,64440 | 9,0445 | 1,4693 | 85,41 | 7,3760 | 1,9466 | 0,57998 | 30,307 | 15,6466 | 244,28 | 3,4530 |
| 25 Ιουν. 02 | 0,9712 | 118,20 | 7,4283 | 0,64640 | 9,0245 | 1,4688 | 85,89 | 7,3450 | 1,9461 | 0,57998 | 29,847 | 15,6466 | 243,44 | 3,4519 |
| 26 Ιουν. 02 | 0,9917 | 118,54 | 7,4304 | 0,64910 | 9,0965 | 1,4658 | 87,07 | 7,3650 | 1,9462 | 0,58011 | 29,910 | 15,6466 | 244,50 | 3,4522 |
| 27 Ιουν. 02 | 0,9824 | 118,07 | 7,4281 | 0,64600 | 9,0736 | 1,4722 | 86,07 | 7,3980 | 1,9484 | 0,58038 | 29,730 | 15,6466 | 244,45 | 3,4522 |
| 28 Ιουν. 02 | 0,9975 | 118,20 | 7,4292 | 0,64980 | 9,1015 | 1,4721 | 86,18 | 7,4305 | 1,9517 | 0,57974 | 29,267 | 15,6466 | 244,93 | 3,4523 |

61. Διμερείς συναλλαγματικές ισοτιμίες έναντι του ευρώ*
Bilateral exchange rates against the euro*

| Περίοδος | Δολάριο ΗΠΑ US dollar USD | Γεν Ιαπωνίας Japanese yen JPY | Κορώνα Δανίας Danish krone DKK | Λίρα Αγγλίας Pound sterling GBP | Κορώνα Σουηδίας Swedish krona SEK | Φράγκο Ελβετίας Swiss franc CHF | Κορώνα Ισλανδίας Icelandic krona ISK | Κορώνα Νορβηγίας Norwegian krone NOK | Λέβα Βουλγαρίας Bulgarian lev BGN | Λίρα Κύπρου Cyprus pound CYP | Κορώνα Τσεχίας Czech Republic koruna CZK | Κορώνα Εσθονίας Estonian kroon EEK | Φόριντ Ουγγαρίας Hungarian forint HUF | Λίτα Λιθουανίας Lithuanian lita LTL |
|--------------------|---------------------------------|-------------------------------------|--------------------------------------|---------------------------------------|---|---------------------------------------|--|--|---|------------------------------------|--|--|---|---|
| 2001: | 0,8956 | 108,74 | 7,4521 | 0,62191 | 9,2556 | 1,5104 | 87,42 | 8,0487 | 1,9482 | 0,57592 | 34,057 | 15,6466 | 256,60 | 3,5823 |
| Ιαν. 01 | 0,9383 | 109,57 | 7,4642 | 0,63480 | 8,9055 | 1,5291 | 79,86 | 8,2355 | 1,9553 | 0,57754 | 35,128 | 15,6466 | 265,00 | 3,7540 |
| Φεβρ. 01 | 0,9217 | 107,08 | 7,4630 | 0,63400 | 8,9770 | 1,5358 | 79,27 | 8,2125 | 1,9516 | 0,57935 | 34,640 | 15,6466 | 265,69 | 3,6871 |
| Μάρτ. 01 | 0,9095 | 110,33 | 7,4643 | 0,62915 | 9,1264 | 1,5355 | 79,72 | 8,1600 | 1,9496 | 0,57892 | 34,590 | 15,6466 | 266,47 | 3,6383 |
| Απρ. 01 | 0,8920 | 110,36 | 7,4633 | 0,62168 | 9,1120 | 1,5287 | 83,29 | 8,1146 | 1,9474 | 0,57859 | 34,555 | 15,6466 | 266,99 | 3,5676 |
| Μάιος 01 | 0,8742 | 106,50 | 7,4612 | 0,61328 | 9,0576 | 1,5334 | 88,12 | 7,9927 | 1,9468 | 0,57771 | 34,375 | 15,6466 | 258,29 | 3,4970 |
| Ιούν. 01 | 0,8533 | 104,42 | 7,4538 | 0,60933 | 9,2091 | 1,5225 | 89,44 | 7,9338 | 1,9470 | 0,57510 | 33,950 | 15,6466 | 246,94 | 3,4128 |
| Ιούλ. 01 | 0,8607 | 107,21 | 7,4447 | 0,60857 | 9,2637 | 1,5135 | 87,89 | 7,9714 | 1,9465 | 0,57403 | 33,868 | 15,6466 | 248,94 | 3,4429 |
| Αύγ. 01 | 0,9005 | 109,34 | 7,4450 | 0,62672 | 9,3107 | 1,5144 | 88,70 | 8,0552 | 1,9472 | 0,57364 | 34,050 | 15,6466 | 251,02 | 3,6017 |
| Σεπτ. 01 | 0,9111 | 108,20 | 7,4413 | 0,62291 | 9,6744 | 1,4913 | 91,16 | 7,9985 | 1,9467 | 0,57326 | 34,157 | 15,6466 | 255,94 | 3,6436 |
| Οκτ. 01 | 0,9059 | 109,86 | 7,4367 | 0,62393 | 9,5780 | 1,4793 | 92,84 | 7,9970 | 1,9469 | 0,57429 | 33,549 | 15,6466 | 255,23 | 3,6223 |
| Νοέμ. 01 | 0,8883 | 108,68 | 7,4452 | 0,61838 | 9,4166 | 1,4663 | 95,32 | 7,9224 | 1,9466 | 0,57376 | 33,291 | 15,6466 | 251,36 | 3,5520 |
| Δεκ. 01 | 0,8924 | 113,38 | 7,4431 | 0,62012 | 9,4359 | 1,4749 | 93,37 | 7,9911 | 1,9465 | 0,57486 | 32,532 | 15,6466 | 247,31 | 3,5687 |
| Ιαν. 02 | 0,8833 | 117,12 | 7,4329 | 0,61659 | 9,2275 | 1,4745 | 90,61 | 7,9208 | 1,9527 | 0,57604 | 32,066 | 15,6466 | 243,84 | 3,5320 |
| Φεβρ. 02 | 0,8700 | 116,23 | 7,4299 | 0,61160 | 9,1828 | 1,4775 | 88,13 | 7,7853 | 1,9485 | 0,57617 | 31,789 | 15,6466 | 243,51 | 3,4527 |
| Μάρτ. 02 | 0,8756 | 114,61 | 7,4323 | 0,61577 | 9,0615 | 1,4685 | 87,97 | 7,7175 | 1,9493 | 0,57512 | 31,435 | 15,6466 | 244,78 | 3,4524 |
| Απρ. 02 | 0,8858 | 115,81 | 7,4341 | 0,61407 | 9,1358 | 1,4658 | 85,98 | 7,6221 | 1,9499 | 0,57613 | 30,336 | 15,6466 | 242,26 | 3,4528 |
| Μάιος 02 | 0,9170 | 115,86 | 7,4356 | 0,62823 | 9,2162 | 1,4572 | 84,26 | 7,5207 | 1,9522 | 0,57853 | 30,552 | 15,6466 | 243,80 | 3,4524 |
| Ιούν. 02 | 0,9542 | 117,76 | 7,4332 | 0,64373 | 9,1145 | 1,4722 | 85,24 | 7,4045 | 1,9490 | 0,58007 | 30,301 | 15,6466 | 242,62 | 3,4525 |
| Ιούλ. 02 | 0,9922 | 117,11 | 7,4301 | 0,63870 | 9,2689 | 1,4624 | 84,88 | 7,4050 | 1,9476 | 0,57720 | 29,727 | 15,6466 | 246,72 | 3,4528 |
| Αύγ. 02 | 0,9778 | 116,31 | 7,4270 | 0,63633 | 9,2489 | 1,4636 | 84,22 | 7,4284 | 1,9468 | 0,57363 | 30,796 | 15,6466 | 245,30 | 3,4526 |
| 1 Ιουλ. 02 | 0,9913 | 118,72 | 7,4278 | 0,64690 | 9,0790 | 1,4699 | 85,89 | 7,4140 | 1,9510 | 0,57954 | 29,253 | 15,6466 | 244,13 | 3,4526 |
| 2 Ιουλ. 02 | 0,9838 | 118,51 | 7,4283 | 0,64320 | 9,0441 | 1,4663 | 85,43 | 7,3535 | 1,9509 | 0,57931 | 29,318 | 15,6466 | 244,32 | 3,4525 |
| 3 Ιουλ. 02 | 0,9780 | 117,44 | 7,4283 | 0,64210 | 9,1293 | 1,4620 | 84,66 | 7,3415 | 1,9512 | 0,57937 | 29,378 | 15,6466 | 245,15 | 3,4527 |
| 4 Ιουλ. 02 | 0,9790 | 117,46 | 7,4279 | 0,64140 | 9,1285 | 1,4646 | 84,76 | 7,3225 | 1,9485 | 0,57931 | 29,407 | 15,6466 | 248,55 | 3,4532 |
| 5 Ιουλ. 02 | 0,9725 | 116,98 | 7,4278 | 0,64120 | 9,1253 | 1,4659 | 84,57 | 7,3070 | 1,9473 | 0,57931 | 29,257 | 15,6466 | 250,05 | 3,4531 |
| 8 Ιουλ. 02 | 0,9828 | 116,80 | 7,4283 | 0,64220 | 9,1587 | 1,4688 | 84,96 | 7,3050 | 1,9470 | 0,57931 | 29,333 | 15,6466 | 251,18 | 3,4533 |
| 9 Ιουλ. 02 | 0,9930 | 117,32 | 7,4278 | 0,64250 | 9,1850 | 1,4721 | 85,37 | 7,3095 | 1,9461 | 0,57850 | 29,130 | 15,6466 | 253,60 | 3,4533 |
| 10 Ιουλ. 02 | 0,9898 | 116,70 | 7,4280 | 0,63960 | 9,2402 | 1,4719 | 85,18 | 7,2960 | 1,9461 | 0,57817 | 28,959 | 15,6466 | 252,23 | 3,4533 |
| 11 Ιουλ. 02 | 0,9836 | 115,43 | 7,4279 | 0,63790 | 9,2757 | 1,4673 | 85,17 | 7,2850 | 1,9461 | 0,57813 | 29,275 | 15,6466 | 249,10 | 3,4527 |
| 12 Ιουλ. 02 | 0,9873 | 115,62 | 7,4282 | 0,63820 | 9,2280 | 1,4681 | 85,18 | 7,3290 | 1,9462 | 0,57767 | 29,337 | 15,6466 | 246,53 | 3,4530 |
| 15 Ιουλ. 02 | 1,0024 | 116,22 | 7,4289 | 0,64130 | 9,2400 | 1,4694 | 85,24 | 7,3570 | 1,9466 | 0,57753 | 29,360 | 15,6466 | 246,55 | 3,4532 |
| 16 Ιουλ. 02 | 1,0127 | 117,18 | 7,4288 | 0,64380 | 9,3040 | 1,4675 | 84,98 | 7,3725 | 1,9463 | 0,57740 | 29,505 | 15,6466 | 247,55 | 3,4533 |
| 17 Ιουλ. 02 | 1,0064 | 117,39 | 7,4298 | 0,64320 | 9,3234 | 1,4660 | 84,19 | 7,3775 | 1,9462 | 0,57720 | 29,713 | 15,6466 | 246,37 | 3,4533 |
| 18 Ιουλ. 02 | 1,0058 | 117,70 | 7,4322 | 0,64280 | 9,2780 | 1,4642 | 84,27 | 7,3810 | 1,9485 | 0,57650 | 29,727 | 15,6466 | 244,85 | 3,4533 |
| 19 Ιουλ. 02 | 1,0146 | 117,74 | 7,4315 | 0,64300 | 9,3665 | 1,4635 | 84,65 | 7,4380 | 1,9494 | 0,57657 | 29,997 | 15,6466 | 244,80 | 3,4525 |
| 22 Ιουλ. 02 | 1,0086 | 117,33 | 7,4322 | 0,64110 | 9,4794 | 1,4559 | 85,40 | 7,4820 | 1,9499 | 0,57657 | 30,310 | 15,6466 | 244,90 | 3,4530 |
| 23 Ιουλ. 02 | 0,9910 | 116,37 | 7,4331 | 0,63290 | 9,4645 | 1,4549 | 85,39 | 7,5480 | 1,9477 | 0,57494 | 30,180 | 15,6466 | 244,74 | 3,4524 |
| 24 Ιουλ. 02 | 0,9915 | 115,72 | 7,4344 | 0,63310 | 9,5451 | 1,4517 | 84,72 | 7,5485 | 1,9464 | 0,57501 | 30,265 | 15,6466 | 246,35 | 3,4526 |
| 25 Ιουλ. 02 | 1,0014 | 116,80 | 7,4337 | 0,63600 | 9,4182 | 1,4494 | 85,39 | 7,5470 | 1,9463 | 0,57521 | 30,340 | 15,6466 | 244,45 | 3,4525 |
| 26 Ιουλ. 02 | 1,0008 | 117,55 | 7,4339 | 0,63370 | 9,4421 | 1,4502 | 85,33 | 7,5630 | 1,9466 | 0,57524 | 30,672 | 15,6466 | 245,05 | 3,4525 |
| 29 Ιουλ. 02 | 0,9821 | 117,42 | 7,4328 | 0,62850 | 9,2620 | 1,4529 | 83,77 | 7,5050 | 1,9462 | 0,57524 | 30,425 | 15,6466 | 244,45 | 3,4525 |
| 30 Ιουλ. 02 | 0,9835 | 117,64 | 7,4315 | 0,62940 | 9,2235 | 1,4579 | 84,07 | 7,5050 | 1,9464 | 0,57504 | 30,243 | 15,6466 | 244,40 | 3,4522 |
| 31 Ιουλ. 02 | 0,9783 | 117,42 | 7,4291 | 0,62610 | 9,2445 | 1,4546 | 83,58 | 7,4270 | 1,9470 | 0,57458 | 30,330 | 15,6466 | 245,20 | 3,4522 |
| 1 Αυγ. 02 | 0,9760 | 116,94 | 7,4291 | 0,62740 | 9,3205 | 1,4505 | 82,90 | 7,4490 | 1,9468 | 0,57448 | 30,277 | 15,6466 | 244,95 | 3,4524 |
| 2 Αυγ. 02 | 0,9873 | 117,62 | 7,4295 | 0,62950 | 9,4737 | 1,4504 | 84,12 | 7,5075 | 1,9470 | 0,57418 | 30,520 | 15,6466 | 245,97 | 3,4527 |
| 5 Αυγ. 02 | 0,9836 | 117,10 | 7,4297 | 0,62970 | 9,4471 | 1,4543 | 84,01 | 7,5280 | 1,9462 | 0,57389 | 30,493 | 15,6466 | 245,05 | 3,4522 |
| 6 Αυγ. 02 | 0,9689 | 117,12 | 7,4275 | 0,62790 | 9,3565 | 1,4546 | 83,14 | 7,5000 | 1,9461 | 0,57372 | 30,333 | 15,6466 | 244,08 | 3,4523 |
| 7 Αυγ. 02 | 0,9698 | 116,89 | 7,4276 | 0,63110 | 9,3125 | 1,4590 | 83,10 | 7,5080 | 1,9461 | 0,57372 | 30,707 | 15,6466 | 244,50 | 3,4525 |
| 8 Αυγ. 02 | 0,9687 | 116,92 | 7,4276 | 0,63350 | 9,2955 | 1,4621 | 83,24 | 7,4780 | 1,9461 | 0,57412 | 30,723 | 15,6466 | 244,65 | 3,4523 |
| 9 Αυγ. 02 | 0,9729 | 117,17 | 7,4277 | 0,63550 | 9,3120 | 1,4588 | 83,24 | 7,4635 | 1,9461 | 0,57412 | 30,973 | 15,6466 | 244,16 | 3,4523 |
| 12 Αυγ. 02 | 0,9780 | 116,53 | 7,4278 | 0,63860 | 9,2820 | 1,4618 | 83,77 | 7,4660 | 1,9462 | 0,57379 | 31,036 | 15,6466 | 244,69 | 3,4527 |
| 13 Αυγ. 02 | 0,9799 | 116,54 | 7,4277 | 0,63910 | 9,2590 | 1,4644 | 84,38 | 7,4495 | 1,9461 | 0,57330 | 31,293 | 15,6466 | 245,11 | 3,4532 |
| 14 Αυγ. 02 | 0,9857 | 114,90 | 7,4278 | 0,63940 | 9,2853 | 1,4596 | 84,81 | 7,4480 | 1,9461 | 0,57343 | 31,388 | 15,6466 | 246,67 | 3,4531 |
| 15 Αυγ. 02 | 0,9777 | 114,82 | 7,4276 | 0,63810 | 9,2153 | 1,4626 | 83,94 | 7,4290 | 1,9461 | 0,57290 | 31,307 | 15,6466 | 245,78 | 3,4531 |
| 16 Αυγ. 02 | 0,9825 | 115,37 | 7,4264 | 0,64030 | 9,2356 | 1,4645 | 84,09 | 7,3740 | 1,9463 | 0,57326 | 31,163 | 15,6466 | 246,45 | 3,4530 |
| 19 Αυγ. 02 | 0,9799 | 116,15 | 7,4266 | 0,63800 | 9,2218 | 1,4673 | 83,79 | 7,3820 | 1,9465 | 0,57326 | 30,960 | 15,6466 | 246,44 | 3,4525 |
| 20 Αυγ. 02 | 0,9792 | 116,30 | 7,4268 | 0,64160 | 9,1985 | 1,4694 | 83,83 | 7,3550 | 1,9464 | 0,57343 | 30,675 | 15,6466 | 245,64 | 3,4525 |
| 21 Αυγ. 02 | 0,9762 | 115,81 | 7,4268 | 0,64060 | 9,1671 | 1,4692 | 83,66 | 7,3575 | 1,9469 | 0,57349 | 30,818 | 15,6466 | 244,65 | 3,4520 |
| 22 Αυγ. 02 | 0,9770 | 116,24 | 7,4264 | 0,63950 | 9,1520 | 1,4691 | 83,98 | 7,3960 | 1,9471 | 0,57349 | 31,035 | 15,6466 | 244,90 | 3,4526 |
| 23 Αυγ. 02 | 0,9697 | 116,30 | 7,4253 | 0,63840 | 9,1999 | 1,4724 | 83,97 | 7,4065 | 1,9478 | 0,57353 | 30,870 | 15,6466 | 244,82</ | |

61. Διμερείς συναλλαγματικές ισοτιμίες έναντι του ευρώ*

Bilateral exchange rates against the euro*

| Περίοδος | Δολάριο ΗΠΑ US dollar USD | Γεν Ιαπωνίας Japanese yen JPY | Κορώνα Δανίας Danish krone DKK | Λίρα Αγγλίας Pound sterling GBP | Κορώνα Σουηδίας Swedish krona SEK | Φράγκο Ελβετίας Swiss franc CHF | Κορώνα Ισλανδίας Icelandic krona ISK | Κορώνα Νορβηγίας Norwegian krone NOK | Λέβα Βουλγαρίας Bulgarian lev BGN | Λίρα Κύπρου Cyprus pound CYP | Κορώνα Τσεχίας Czech Republic koruna CZK | Κορώνα Εσθονίας Estonian kroon EEK | Φόριντ Ουγγαρίας Hungarian forint HUF | Λίτα Λιθουανίας Lithuanian lita LTL |
|--------------|---------------------------------|-------------------------------------|--------------------------------------|---------------------------------------|---|---------------------------------------|--|--|---|------------------------------------|--|--|---|---|
| 2001: | 0,8956 | 108,74 | 7,4521 | 0,62191 | 9,2556 | 1,5104 | 87,42 | 8,0487 | 1,9482 | 0,57592 | 34,057 | 15,6466 | 256,60 | 3,5823 |
| Ιαν. 01 | 0,9383 | 109,57 | 7,4642 | 0,63480 | 8,9055 | 1,5291 | 79,86 | 8,2355 | 1,9553 | 0,57754 | 35,128 | 15,6466 | 265,00 | 3,7540 |
| Φεβρ. 01 | 0,9217 | 107,08 | 7,4630 | 0,63400 | 8,9770 | 1,5358 | 79,27 | 8,2125 | 1,9516 | 0,57935 | 34,640 | 15,6466 | 265,69 | 3,6871 |
| Μάρτ. 01 | 0,9095 | 110,33 | 7,4643 | 0,62915 | 9,1264 | 1,5355 | 79,72 | 8,1600 | 1,9496 | 0,57892 | 34,590 | 15,6466 | 266,47 | 3,6383 |
| Απρ. 01 | 0,8920 | 110,36 | 7,4633 | 0,62168 | 9,1120 | 1,5287 | 83,29 | 8,1146 | 1,9474 | 0,57859 | 34,555 | 15,6466 | 266,99 | 3,5676 |
| Μάιος 01 | 0,8742 | 106,50 | 7,4612 | 0,61328 | 9,0576 | 1,5334 | 88,12 | 7,9927 | 1,9468 | 0,57771 | 34,375 | 15,6466 | 258,29 | 3,4970 |
| Ιούν. 01 | 0,8533 | 104,42 | 7,4538 | 0,60933 | 9,2091 | 1,5225 | 89,44 | 7,9338 | 1,9470 | 0,57510 | 33,950 | 15,6466 | 246,94 | 3,4128 |
| Ιούλ. 01 | 0,8607 | 107,21 | 7,4447 | 0,60857 | 9,2637 | 1,5135 | 87,89 | 7,9714 | 1,9465 | 0,57403 | 33,868 | 15,6466 | 248,94 | 3,4429 |
| Αύγ. 01 | 0,9005 | 109,34 | 7,4450 | 0,62672 | 9,3107 | 1,5144 | 88,70 | 8,0552 | 1,9472 | 0,57364 | 34,050 | 15,6466 | 251,02 | 3,6017 |
| Σεπτ. 01 | 0,9111 | 108,20 | 7,4413 | 0,62291 | 9,6744 | 1,4913 | 91,16 | 7,9985 | 1,9467 | 0,57326 | 34,157 | 15,6466 | 255,94 | 3,6436 |
| Οκτ. 01 | 0,9059 | 109,86 | 7,4367 | 0,62393 | 9,5780 | 1,4793 | 92,84 | 7,9970 | 1,9469 | 0,57429 | 33,549 | 15,6466 | 255,23 | 3,6223 |
| Νοέμ. 01 | 0,8883 | 108,68 | 7,4452 | 0,61838 | 9,4166 | 1,4663 | 95,32 | 7,9224 | 1,9466 | 0,57376 | 33,291 | 15,6466 | 251,36 | 3,5520 |
| Δεκ. 01 | 0,8924 | 113,38 | 7,4431 | 0,62012 | 9,4359 | 1,4749 | 93,37 | 7,9911 | 1,9465 | 0,57486 | 32,532 | 15,6466 | 247,31 | 3,5687 |
| Ιαν. 02 | 0,8833 | 117,12 | 7,4329 | 0,61659 | 9,2275 | 1,4745 | 90,61 | 7,9208 | 1,9527 | 0,57604 | 32,066 | 15,6466 | 243,84 | 3,5320 |
| Φεβρ. 02 | 0,8700 | 116,23 | 7,4299 | 0,61160 | 9,1828 | 1,4775 | 88,13 | 7,7853 | 1,9485 | 0,57617 | 31,789 | 15,6466 | 243,51 | 3,4527 |
| Μάρτ. 02 | 0,8756 | 114,61 | 7,4323 | 0,61577 | 9,0615 | 1,4685 | 87,97 | 7,7175 | 1,9493 | 0,57512 | 31,435 | 15,6466 | 244,78 | 3,4524 |
| Απρ. 02 | 0,8858 | 115,81 | 7,4341 | 0,61407 | 9,1358 | 1,4658 | 85,98 | 7,6221 | 1,9499 | 0,57613 | 30,336 | 15,6466 | 242,26 | 3,4528 |
| Μάιος 02 | 0,9170 | 115,86 | 7,4356 | 0,62823 | 9,2162 | 1,4572 | 84,26 | 7,5207 | 1,9522 | 0,57853 | 30,552 | 15,6466 | 243,80 | 3,4524 |
| Ιούν. 02 | 0,9542 | 117,76 | 7,4332 | 0,64373 | 9,1145 | 1,4722 | 85,24 | 7,4045 | 1,9490 | 0,58007 | 30,301 | 15,6466 | 242,62 | 3,4525 |
| Ιούλ. 02 | 0,9922 | 117,11 | 7,4301 | 0,63870 | 9,2689 | 1,4624 | 84,88 | 7,4050 | 1,9476 | 0,57720 | 29,727 | 15,6466 | 246,72 | 3,4528 |
| Αύγ. 02 | 0,9778 | 116,31 | 7,4270 | 0,63633 | 9,2489 | 1,4636 | 84,22 | 7,4284 | 1,9468 | 0,57363 | 30,796 | 15,6466 | 245,30 | 3,4526 |
| Σεπτ. 02 | 0,9808 | 118,38 | 7,4271 | 0,63059 | 9,1679 | 1,4649 | 85,82 | 7,3619 | 1,9469 | 0,57338 | 30,190 | 15,6466 | 243,89 | 3,4526 |
| Οκτ. 02 | 0,9811 | 121,57 | 7,4297 | 0,62994 | 9,1051 | 1,4650 | 86,08 | 7,3405 | 1,9463 | 0,57250 | 30,660 | 15,6466 | 243,53 | 3,4526 |
| 2 Σεπτ. 02 | 0,9821 | 116,08 | 7,4256 | 0,6343 | 9,2303 | 1,4714 | 86,81 | 7,3925 | 1,9475 | 0,57323 | 30,255 | 15,6466 | 244,63 | 3,4524 |
| 3 Σεπτ. 02 | 0,9910 | 116,23 | 7,4261 | 0,6363 | 9,2835 | 1,4698 | 87,36 | 7,4375 | 1,9482 | 0,57336 | 30,356 | 15,6466 | 245,18 | 3,4528 |
| 4 Σεπτ. 02 | 0,9947 | 117,05 | 7,4263 | 0,6354 | 9,3440 | 1,4646 | 87,77 | 7,4425 | 1,9476 | 0,57307 | 30,393 | 15,6466 | 246,05 | 3,4528 |
| 5 Σεπτ. 02 | 0,9975 | 117,34 | 7,4269 | 0,6354 | 9,2951 | 1,4582 | 86,85 | 7,3815 | 1,9477 | 0,57320 | 30,327 | 15,6466 | 245,19 | 3,4526 |
| 6 Σεπτ. 02 | 0,9918 | 117,32 | 7,4257 | 0,6326 | 9,2255 | 1,4590 | 86,31 | 7,3535 | 1,9478 | 0,57310 | 30,187 | 15,6466 | 244,88 | 3,4535 |
| 9 Σεπτ. 02 | 0,9794 | 116,79 | 7,4259 | 0,6287 | 9,2039 | 1,4576 | 85,66 | 7,3580 | 1,9469 | 0,57303 | 30,027 | 15,6466 | 243,95 | 3,4534 |
| 10 Σεπτ. 02 | 0,9760 | 116,44 | 7,4263 | 0,6281 | 9,2085 | 1,4603 | 84,80 | 7,3910 | 1,9467 | 0,57303 | 29,903 | 15,6466 | 243,25 | 3,4530 |
| 11 Σεπτ. 02 | 0,9749 | 116,93 | 7,4258 | 0,6264 | 9,1675 | 1,4624 | 84,59 | 7,3790 | 1,9461 | 0,57313 | 29,792 | 15,6466 | 243,59 | 3,4525 |
| 12 Σεπτ. 02 | 0,9757 | 117,17 | 7,4257 | 0,6274 | 9,1761 | 1,4656 | 84,65 | 7,3710 | 1,9461 | 0,57313 | 29,853 | 15,6466 | 243,51 | 3,4528 |
| 13 Σεπτ. 02 | 0,9810 | 117,94 | 7,4263 | 0,6286 | 9,2475 | 1,4679 | 84,97 | 7,3590 | 1,9462 | 0,57326 | 30,107 | 15,6466 | 243,81 | 3,4524 |
| 16 Σεπτ. 02 | 0,9683 | 118,30 | 7,4266 | 0,6280 | 9,1035 | 1,4684 | 84,86 | 7,3415 | 1,9463 | 0,57326 | 30,347 | 15,6466 | 243,45 | 3,4524 |
| 17 Σεπτ. 02 | 0,9649 | 118,64 | 7,4273 | 0,6297 | 9,0978 | 1,4717 | 85,25 | 7,3560 | 1,9461 | 0,57320 | 30,380 | 15,6466 | 243,27 | 3,4524 |
| 18 Σεπτ. 02 | 0,9725 | 118,50 | 7,4289 | 0,6316 | 9,1281 | 1,4690 | 86,27 | 7,3645 | 1,9460 | 0,57320 | 30,210 | 15,6466 | 243,66 | 3,4522 |
| 19 Σεπτ. 02 | 0,9814 | 118,85 | 7,4290 | 0,6314 | 9,0955 | 1,4678 | 86,40 | 7,3245 | 1,9462 | 0,57333 | 30,100 | 15,6466 | 242,95 | 3,4525 |
| 20 Σεπτ. 02 | 0,9790 | 120,66 | 7,4302 | 0,6333 | 9,0937 | 1,4662 | 86,38 | 7,3620 | 1,9474 | 0,57366 | 29,967 | 15,6466 | 243,12 | 3,4525 |
| 23 Σεπτ. 02 | 0,9831 | 121,04 | 7,4297 | 0,6319 | 9,0580 | 1,4636 | 86,08 | 7,3550 | 1,9478 | 0,57395 | 30,213 | 15,6466 | 243,15 | 3,4525 |
| 24 Σεπτ. 02 | 0,9828 | 121,02 | 7,4270 | 0,6311 | 9,0890 | 1,4626 | 85,17 | 7,3210 | 1,9475 | 0,57386 | 30,292 | 15,6466 | 243,52 | 3,4524 |
| 25 Σεπτ. 02 | 0,9771 | 119,99 | 7,4272 | 0,6271 | 9,1035 | 1,4645 | 85,37 | 7,3145 | 1,9471 | 0,57386 | 30,377 | 15,6466 | 243,95 | 3,4524 |
| 26 Σεπτ. 02 | 0,9796 | 120,22 | 7,4276 | 0,6274 | 9,1176 | 1,4644 | 85,82 | 7,3220 | 1,9464 | 0,57392 | 30,322 | 15,6466 | 243,67 | 3,4521 |
| 27 Σεπτ. 02 | 0,9779 | 119,81 | 7,4275 | 0,6282 | 9,1060 | 1,4666 | 85,27 | 7,3325 | 1,9462 | 0,57389 | 30,302 | 15,6466 | 243,11 | 3,4522 |
| 30 Σεπτ. 02 | 0,9860 | 119,67 | 7,4274 | 0,6295 | 9,1516 | 1,4611 | 85,48 | 7,3415 | 1,9469 | 0,57333 | 30,285 | 15,6466 | 243,80 | 3,4522 |
| 1 Οκτ. 02 | 0,9861 | 120,67 | 7,4274 | 0,6277 | 9,1080 | 1,4574 | 85,04 | 7,3150 | 1,9462 | 0,57323 | 30,385 | 15,6466 | 243,27 | 3,4523 |
| 2 Οκτ. 02 | 0,9835 | 120,94 | 7,4275 | 0,6279 | 9,0700 | 1,4604 | 84,89 | 7,3020 | 1,9464 | 0,57303 | 30,363 | 15,6466 | 243,60 | 3,4524 |
| 3 Οκτ. 02 | 0,9890 | 121,47 | 7,4291 | 0,6296 | 9,0960 | 1,4597 | 85,13 | 7,3125 | 1,9468 | 0,57313 | 30,363 | 15,6466 | 243,58 | 3,4531 |
| 4 Οκτ. 02 | 0,9865 | 121,11 | 7,4285 | 0,6290 | 9,0906 | 1,4618 | 85,32 | 7,3040 | 1,9470 | 0,57313 | 30,333 | 15,6466 | 244,05 | 3,4531 |
| 7 Οκτ. 02 | 0,9808 | 121,84 | 7,4273 | 0,6265 | 9,0918 | 1,4621 | 85,36 | 7,2885 | 1,9462 | 0,57277 | 30,287 | 15,6466 | 244,53 | 3,4530 |
| 8 Οκτ. 02 | 0,9800 | 121,73 | 7,4275 | 0,6266 | 9,1565 | 1,4671 | 85,66 | 7,2760 | 1,9461 | 0,57277 | 30,338 | 15,6466 | 245,02 | 3,4533 |
| 9 Οκτ. 02 | 0,9814 | 121,89 | 7,4275 | 0,6318 | 9,1561 | 1,4666 | 85,78 | 7,2620 | 1,9461 | 0,57277 | 30,650 | 15,6466 | 245,95 | 3,4533 |
| 10 Οκτ. 02 | 0,9875 | 122,08 | 7,4285 | 0,6317 | 9,1720 | 1,4626 | 86,39 | 7,3050 | 1,9460 | 0,57277 | 30,617 | 15,6466 | 245,09 | 3,4528 |
| 11 Οκτ. 02 | 0,9857 | 122,53 | 7,4293 | 0,6321 | 9,1110 | 1,4636 | 86,11 | 7,2830 | 1,9461 | 0,57277 | 30,730 | 15,6466 | 244,93 | 3,4524 |
| 14 Οκτ. 02 | 0,9873 | 122,57 | 7,4290 | 0,6322 | 9,0950 | 1,4622 | 86,16 | 7,2815 | 1,9461 | 0,57277 | 30,743 | 15,6466 | 245,20 | 3,4524 |
| 15 Οκτ. 02 | 0,9810 | 122,56 | 7,4292 | 0,6310 | 9,0695 | 1,4672 | 86,14 | 7,2975 | 1,9460 | 0,57277 | 30,775 | 15,6466 | 245,27 | 3,4522 |
| 16 Οκτ. 02 | 0,9823 | 121,86 | 7,4288 | 0,6318 | 9,0681 | 1,4681 | 86,53 | 7,3095 | 1,9462 | 0,57267 | 30,960 | 15,6466 | 245,34 | 3,4525 |
| 17 Οκτ. 02 | 0,9763 | 121,34 | 7,4311 | 0,6267 | 9,0947 | 1,4669 | 86,46 | 7,4120 | 1,9463 | 0,57234 | 30,815 | 15,6466 | 245,40 | 3,4526 |
| 18 Οκτ. 02 | 0,9735 | 121,83 | 7,4298 | 0,6283 | 9,0960 | 1,4682 | 86,59 | 7,4015 | 1,9465 | 0,57234 | 30,583 | 15,6466 | 244,91 | 3,4525 |
| 21 Οκτ. 02 | 0,9748 | 121,53 | 7,4291 | 0,6300 | 9,0678 | 1,4693 | 85,98 | 7,3980 | 1,9465 | 0,57228 | 30,550 | 15,6466 | 242,48 | 3,4525 |
| 22 Οκτ. 02 | 0,9768 | 122,32 | 7,4315 | 0,6315 | 9,1090 | 1,4693 | 86,45 | 7,4340 | 1,9463 | 0,57228 | 30,577 | 15,6466 | 242,25 | 3,4525 |
| 23 Οκτ. 02 | 0,9775 | 121,17 | 7,4319 | 0,6313 | 9,1400 | 1,4662 | 86,69 | 7,4015 | 1,9463 | 0,57228 | 30,807 | 15,6466 | 241,83 | 3,4524 |
| 24 Οκτ. 02 | 0,9738 | 121,08 | 7,4308 | 0,6295 | 9,1350 | 1,4675 | 86,49 | 7,3740 | 1,9464 | 0,57228 | 30,872 | 15,6466 | 241,94 | 3,4523 |
| 25 Οκτ. 02 | 0,9763 | 121,21 | 7,4315 | 0,6286 | 9,1286 | 1,4663 | 86,79 | 7,3580 | 1,9464 | 0,57225 | 30,925 | 15,6466 | 241,12 | 3,4523 |
| 28 Οκτ. 02 | 0,9745 | 121,53 | 7,4316 | 0,6299 | 9,0820 | 1,4680 | 86,29 | 7,3710 | 1,9465 | 0,57225 | 30,918 | 15,6466 | 241,41 | 3,4523 |
| 29 Οκτ. 02 | 0,9820 | 121,21 | 7,4321 | 0,6307 | 9,1056 | 1,4657 | 86,71 | 7,3910 | 1,9461 | 0,57189 | 30,918 | 15,6466 | 241,48 | 3,4523 |
| 30 Οκτ. 02 | 0,9825 | 120,65 | 7,4323 | 0,6317 | 9,0834 | 1,4649 | 86,34 | 7,3900 | 1,9461 | 0,57156 | 30,903 | 15,6466 | 241,28 | 3,4526 |
| 31 Οκτ. 02 | 0,9864 | 121,04 | 7,4319 | 0,6326 | 9,0900 | 1,4633 | 86,49 | 7,3650 | 1,9466 | 0,57127 | 30,778 | 15,6466 | 241,33 | 3,4528 |

* Μονάδες εθνικού νομίσματος ανά ευρώ.

Πηγή: Τράπεζα της Ελλάδος και Ευρωπαϊκή Κεντρική Τράπεζα.

61. Διμερείς συναλλαγματικές ισοτιμίες έναντι του ευρώ*
Bilateral exchange rates against the euro*

| Περίοδος | Δολάριο ΗΠΑ US dollar USD | Γεν Ιαπωνίας Japanese yen JPY | Κορώνα Δανίας Danish krone DKK | Λίρα Αγγλίας Pound sterling GBP | Κορώνα Σουηδίας Swedish krona SEK | Φράγκο Ελβετίας Swiss franc CHF | Κορώνα Ισλανδίας Icelandic krona ISK | Κορώνα Νορβηγίας Norwegian krona NOK | Λέβα Βουλγαρίας Bulgarian lev BGN | Λίρα Κύπρου Cyprus pound CYP | Κορώνα Τσεχίας Czech Republic koruna CZK | Κορώνα Εσθονίας Estonian kroon EEK | Φόριντ Ουγγαρίας Hungarian forint HUF | Λίτα Λιθουανίας Lithuanian lita LTL |
|--------------|---------------------------------------|---|--|---|---|---|--|--|---|--|--|--|---|---|
| 2001: | 0,8956 | 108,74 | 7,4521 | 0,62191 | 9,2556 | 1,5104 | 87,42 | 8,0487 | 1,9482 | 0,57592 | 34,057 | 15,6466 | 256,60 | 3,5823 |
| 2002: | 0,9448 | 118,05 | 7,4305 | 0,62873 | 9,1589 | 1,4672 | 86,19 | 7,5100 | 1,9492 | 0,57531 | 30,817 | 15,6466 | 242,88 | 3,4592 |
| Ιαν. 01 | 0,9383 | 109,57 | 7,4642 | 0,63480 | 8,9055 | 1,5291 | 79,86 | 8,2355 | 1,9553 | 0,57754 | 35,128 | 15,6466 | 265,00 | 3,7540 |
| Φεβρ. 01 | 0,9217 | 107,08 | 7,4630 | 0,63400 | 8,9770 | 1,5358 | 79,27 | 8,2125 | 1,9516 | 0,57935 | 34,640 | 15,6466 | 265,69 | 3,6871 |
| Μάρτ. 01 | 0,9095 | 110,33 | 7,4643 | 0,62915 | 9,1264 | 1,5355 | 79,72 | 8,1600 | 1,9496 | 0,57892 | 34,590 | 15,6466 | 266,47 | 3,6383 |
| Απρ. 01 | 0,8920 | 110,36 | 7,4633 | 0,62168 | 9,1120 | 1,5287 | 83,29 | 8,1146 | 1,9474 | 0,57859 | 34,555 | 15,6466 | 266,99 | 3,5676 |
| Μάιος 01 | 0,8742 | 106,50 | 7,4612 | 0,61328 | 9,0576 | 1,5334 | 88,12 | 7,9927 | 1,9468 | 0,57771 | 34,375 | 15,6466 | 258,29 | 3,4970 |
| Ιούν. 01 | 0,8533 | 104,42 | 7,4538 | 0,60933 | 9,2091 | 1,5225 | 89,44 | 7,9338 | 1,9470 | 0,57510 | 33,950 | 15,6466 | 246,94 | 3,4128 |
| Ιούλ. 01 | 0,8607 | 107,21 | 7,4447 | 0,60857 | 9,2637 | 1,5135 | 87,89 | 7,9714 | 1,9465 | 0,57403 | 33,868 | 15,6466 | 248,94 | 3,4429 |
| Αύγ. 01 | 0,9005 | 109,34 | 7,4450 | 0,62672 | 9,3107 | 1,5144 | 88,70 | 8,0552 | 1,9472 | 0,57364 | 34,050 | 15,6466 | 251,02 | 3,6017 |
| Σεπτ. 01 | 0,9111 | 108,20 | 7,4413 | 0,62291 | 9,6744 | 1,4913 | 91,16 | 7,9985 | 1,9467 | 0,57326 | 34,157 | 15,6466 | 255,94 | 3,6436 |
| Οκτ. 01 | 0,9059 | 109,86 | 7,4367 | 0,62393 | 9,5780 | 1,4793 | 92,84 | 7,9970 | 1,9469 | 0,57429 | 33,549 | 15,6466 | 255,23 | 3,6223 |
| Νοέμ. 01 | 0,8883 | 108,68 | 7,4452 | 0,61838 | 9,4166 | 1,4663 | 95,32 | 7,9224 | 1,9466 | 0,57376 | 33,291 | 15,6466 | 251,36 | 3,5520 |
| Δεκ. 01 | 0,8924 | 113,38 | 7,4431 | 0,62012 | 9,4359 | 1,4749 | 93,37 | 7,9911 | 1,9465 | 0,57486 | 32,532 | 15,6466 | 247,31 | 3,5687 |
| Ιαν. 02 | 0,8833 | 117,12 | 7,4329 | 0,61659 | 9,2275 | 1,4745 | 90,61 | 7,9208 | 1,9527 | 0,57604 | 32,066 | 15,6466 | 243,84 | 3,5320 |
| Φεβρ. 02 | 0,8700 | 116,23 | 7,4299 | 0,61160 | 9,1828 | 1,4775 | 88,13 | 7,7853 | 1,9485 | 0,57617 | 31,789 | 15,6466 | 243,51 | 3,4527 |
| Μάρτ. 02 | 0,8756 | 114,61 | 7,4323 | 0,61577 | 9,0615 | 1,4685 | 87,97 | 7,7175 | 1,9493 | 0,57512 | 31,435 | 15,6466 | 244,78 | 3,4524 |
| Απρ. 02 | 0,8858 | 115,81 | 7,4341 | 0,61407 | 9,1358 | 1,4658 | 85,98 | 7,6221 | 1,9499 | 0,57613 | 30,336 | 15,6466 | 242,26 | 3,4528 |
| Μάιος 02 | 0,9170 | 115,86 | 7,4356 | 0,62823 | 9,2162 | 1,4572 | 84,26 | 7,5207 | 1,9522 | 0,57853 | 30,552 | 15,6466 | 243,80 | 3,4524 |
| Ιούν. 02 | 0,9542 | 117,76 | 7,4332 | 0,64373 | 9,1145 | 1,4722 | 85,24 | 7,4045 | 1,9490 | 0,58007 | 30,301 | 15,6466 | 242,62 | 3,4525 |
| Ιούλ. 02 | 0,9922 | 117,11 | 7,4301 | 0,63870 | 9,2689 | 1,4624 | 84,88 | 7,4050 | 1,9476 | 0,57720 | 29,727 | 15,6466 | 246,72 | 3,4528 |
| Αύγ. 02 | 0,9778 | 116,31 | 7,4270 | 0,63633 | 9,2489 | 1,4636 | 84,22 | 7,4284 | 1,9468 | 0,57363 | 30,796 | 15,6466 | 245,30 | 3,4526 |
| Σεπτ. 02 | 0,9808 | 118,38 | 7,4271 | 0,63059 | 9,1679 | 1,4649 | 85,82 | 7,3619 | 1,9469 | 0,57338 | 30,190 | 15,6466 | 243,89 | 3,4526 |
| Οκτ. 02 | 0,9811 | 121,57 | 7,4297 | 0,62994 | 9,1051 | 1,4650 | 86,08 | 7,3405 | 1,9463 | 0,57250 | 30,660 | 15,6466 | 243,53 | 3,4526 |
| Νοέμ. 02 | 1,0014 | 121,65 | 7,4280 | 0,63709 | 9,0818 | 1,4673 | 86,18 | 7,3190 | 1,9498 | 0,57200 | 30,752 | 15,6466 | 238,25 | 3,4528 |
| Δεκ. 02 | 1,0183 | 124,20 | 7,4264 | 0,64218 | 9,0961 | 1,4679 | 84,92 | 7,2948 | 1,9521 | 0,57298 | 31,194 | 15,6466 | 236,07 | 3,4523 |
| 1 Νοεμ. 02 | 0,9974 | 121,58 | 7,4321 | 0,6368 | 9,0888 | 1,4606 | 86,48 | 7,3685 | 1,9475 | 0,57127 | 30,847 | 15,6466 | 241,40 | 3,4529 |
| 4 Νοεμ. 02 | 0,9944 | 121,85 | 7,4323 | 0,6390 | 9,1424 | 1,4633 | 86,54 | 7,3705 | 1,9476 | 0,57127 | 30,717 | 15,6466 | 241,10 | 3,4531 |
| 5 Νοεμ. 02 | 1,0024 | 121,95 | 7,4326 | 0,6413 | 9,1423 | 1,4613 | 87,14 | 7,3715 | 1,9492 | 0,57127 | 30,948 | 15,6466 | 241,14 | 3,4533 |
| 6 Νοεμ. 02 | 0,9955 | 121,84 | 7,4317 | 0,6394 | 9,1275 | 1,4633 | 86,77 | 7,3595 | 1,9482 | 0,57097 | 30,792 | 15,6466 | 239,65 | 3,4533 |
| 7 Νοεμ. 02 | 1,0013 | 121,98 | 7,4297 | 0,6384 | 9,1393 | 1,4641 | 87,17 | 7,3545 | 1,9480 | 0,57143 | 30,918 | 15,6466 | 239,15 | 3,4535 |
| 8 Νοεμ. 02 | 1,0107 | 121,95 | 7,4292 | 0,6375 | 9,1215 | 1,4633 | 86,93 | 7,3320 | 1,9477 | 0,57179 | 30,961 | 15,6466 | 239,03 | 3,4533 |
| 11 Νοεμ. 02 | 1,0126 | 120,90 | 7,4284 | 0,6370 | 9,0970 | 1,4632 | 86,62 | 7,2975 | 1,9475 | 0,57189 | 30,700 | 15,6466 | 238,21 | 3,4537 |
| 12 Νοεμ. 02 | 1,0081 | 120,61 | 7,4277 | 0,6358 | 9,0833 | 1,4616 | 86,10 | 7,3025 | 1,9472 | 0,57205 | 30,686 | 15,6466 | 238,52 | 3,4534 |
| 13 Νοεμ. 02 | 1,0068 | 120,80 | 7,4262 | 0,6343 | 9,0728 | 1,4632 | 85,96 | 7,3210 | 1,9475 | 0,57205 | 30,722 | 15,6466 | 238,50 | 3,4534 |
| 14 Νοεμ. 02 | 1,0095 | 120,85 | 7,4265 | 0,6355 | 9,0973 | 1,4651 | 86,04 | 7,3145 | 1,9479 | 0,57208 | 30,698 | 15,6466 | 237,86 | 3,4531 |
| 15 Νοεμ. 02 | 1,0029 | 121,05 | 7,4263 | 0,6362 | 9,0835 | 1,4664 | 85,90 | 7,3025 | 1,9471 | 0,57208 | 30,572 | 15,6466 | 237,30 | 3,4525 |
| 18 Νοεμ. 02 | 1,0065 | 121,98 | 7,4263 | 0,6374 | 9,0725 | 1,4676 | 85,82 | 7,3135 | 1,9483 | 0,57215 | 30,583 | 15,6466 | 237,03 | 3,4527 |
| 19 Νοεμ. 02 | 1,0125 | 122,75 | 7,4274 | 0,6373 | 9,0723 | 1,4681 | 85,89 | 7,3270 | 1,9496 | 0,57215 | 30,546 | 15,6466 | 236,62 | 3,4522 |
| 20 Νοεμ. 02 | 1,0019 | 122,67 | 7,4263 | 0,6364 | 9,0780 | 1,4675 | 85,92 | 7,3310 | 1,9505 | 0,57208 | 30,583 | 15,6466 | 237,67 | 3,4524 |
| 21 Νοεμ. 02 | 1,0034 | 122,75 | 7,4261 | 0,6356 | 9,0633 | 1,4687 | 86,26 | 7,3155 | 1,9527 | 0,57212 | 30,674 | 15,6466 | 237,53 | 3,4522 |
| 22 Νοεμ. 02 | 1,0024 | 122,88 | 7,4268 | 0,6335 | 9,0181 | 1,4718 | 86,26 | 7,3045 | 1,9540 | 0,57225 | 30,665 | 15,6466 | 236,98 | 3,4528 |
| 25 Νοεμ. 02 | 0,9905 | 121,84 | 7,4265 | 0,6326 | 9,0117 | 1,4746 | 85,71 | 7,3040 | 1,9531 | 0,57228 | 30,683 | 15,6466 | 236,98 | 3,4524 |
| 26 Νοεμ. 02 | 0,9910 | 120,92 | 7,4263 | 0,6345 | 9,0354 | 1,4736 | 85,65 | 7,2640 | 1,9528 | 0,57231 | 30,808 | 15,6466 | 236,05 | 3,4522 |
| 27 Νοεμ. 02 | 0,9927 | 120,57 | 7,4263 | 0,6413 | 9,0608 | 1,4757 | 85,68 | 7,2750 | 1,9529 | 0,57241 | 30,948 | 15,6466 | 236,76 | 3,4517 |
| 28 Νοεμ. 02 | 0,9934 | 121,37 | 7,4262 | 0,6395 | 9,0654 | 1,4746 | 85,44 | 7,2880 | 1,9528 | 0,57303 | 30,892 | 15,6466 | 237,95 | 3,4524 |
| 29 Νοεμ. 02 | 0,9927 | 121,56 | 7,4261 | 0,6395 | 9,0453 | 1,4754 | 85,43 | 7,2820 | 1,9535 | 0,57310 | 30,857 | 15,6466 | 237,72 | 3,4524 |
| 2 Δεκ. 02 | 0,9871 | 123,14 | 7,4261 | 0,6382 | 9,0071 | 1,4774 | 84,95 | 7,2625 | 1,9530 | 0,57310 | 30,820 | 15,6466 | 236,85 | 3,4521 |
| 3 Δεκ. 02 | 0,9967 | 124,08 | 7,4263 | 0,6374 | 9,0365 | 1,4721 | 85,20 | 7,2750 | 1,9542 | 0,57293 | 30,930 | 15,6466 | 237,38 | 3,4526 |
| 4 Δεκ. 02 | 1,0018 | 124,75 | 7,4263 | 0,6367 | 9,0543 | 1,4721 | 85,10 | 7,2655 | 1,9550 | 0,57303 | 31,135 | 15,6466 | 237,21 | 3,4525 |
| 5 Δεκ. 02 | 0,9991 | 125,18 | 7,4264 | 0,6364 | 9,0582 | 1,4727 | 85,07 | 7,2745 | 1,9548 | 0,57307 | 30,893 | 15,6466 | 236,15 | 3,4523 |
| 6 Δεκ. 02 | 1,0006 | 125,02 | 7,4261 | 0,6377 | 9,0525 | 1,4717 | 85,31 | 7,2640 | 1,9536 | 0,57313 | 31,015 | 15,6466 | 236,58 | 3,4520 |
| 9 Δεκ. 02 | 1,0093 | 123,65 | 7,4267 | 0,6393 | 9,0655 | 1,4737 | 85,22 | 7,3080 | 1,9528 | 0,57307 | 31,080 | 15,6466 | 236,36 | 3,4524 |
| 10 Δεκ. 02 | 1,0111 | 124,66 | 7,4273 | 0,6416 | 9,1095 | 1,4736 | 85,41 | 7,3280 | 1,9518 | 0,57307 | 31,134 | 15,6466 | 236,51 | 3,4521 |
| 11 Δεκ. 02 | 1,0067 | 124,18 | 7,4264 | 0,6406 | 9,0695 | 1,4740 | 85,28 | 7,3440 | 1,9492 | 0,57310 | 31,050 | 15,6466 | 236,06 | 3,4525 |
| 12 Δεκ. 02 | 1,0156 | 124,55 | 7,4267 | 0,6437 | 9,1070 | 1,4768 | 84,57 | 7,3350 | 1,9503 | 0,57284 | 31,183 | 15,6466 | 235,92 | 3,4523 |
| 13 Δεκ. 02 | 1,0221 | 124,46 | 7,4256 | 0,6445 | 9,1205 | 1,4768 | 84,92 | 7,3295 | 1,9500 | 0,57290 | 31,233 | 15,6466 | 235,68 | 3,4522 |
| 16 Δεκ. 02 | 1,0212 | 123,64 | 7,4260 | 0,6426 | 9,1288 | 1,4770 | 84,86 | 7,3100 | 1,9505 | 0,57284 | 31,257 | 15,6466 | 235,65 | 3,4524 |
| 17 Δεκ. 02 | 1,0307 | 124,40 | 7,4273 | 0,6445 | 9,0940 | 1,4732 | 85,02 | 7,2945 | 1,9508 | 0,57297 | 31,357 | 15,6466 | 235,13 | 3,4522 |
| 18 Δεκ. 02 | 1,0240 | 124,35 | 7,4253 | 0,6403 | 9,0900 | 1,4663 | 84,57 | 7,3130 | 1,9498 | 0,57297 | 31,225 | 15,6466 | 235,23 | 3,4522 |
| 19 Δεκ. 02 | 1,0273 | 123,87 | 7,4250 | 0,6403 | 9,0970 | 1,4635 | 85,18 | 7,2850 | 1,9488 | 0,57297 | 31,285 | 15,6466 | 235,39 | 3,4522 |
| 20 Δεκ. 02 | 1,0255 | 123,79 | 7,4251 | 0,6399 | 9,0975 | 1,4619 | 84,76 | 7,2870 | | | | | | |

61. Διμερείς συναλλαγματικές ισοτιμίες έναντι του ευρώ*
Bilateral exchange rates against the euro*

| Περίοδος | Δολάριο ΗΠΑ US dollar USD | Γεν Ιαπωνίας Japanese yen JPY | Κορώνα Δανίας Danish krone DKK | Λίρα Αγγλίας Pound sterling GBP | Κορώνα Σουηδίας Swedish krona SEK | Φράγκο Ελβετίας Swiss franc CHF | Κορώνα Ισλανδίας Icelandic krona ISK | Κορώνα Νορβηγίας Norwegian krone NOK | Λέβα Βουλγαρίας Bulgarian lev BGN | Λίρα Κύπρου Cyprus pound CYP | Κορώνα Τσεχίας Czech Republic koruna CZK | Κορώνα Εσθονίας Estonian kroon EEK | Φόριντ Ουγγαρίας Hungarian forint HUF | Λίτα Λιθουανίας Lithuanian lita LTL |
|-------------------|---------------------------------|-------------------------------------|--------------------------------------|---------------------------------------|---|---------------------------------------|--|--|---|------------------------------------|--|--|---|---|
| 2001: | 0,8956 | 108,74 | 7,4521 | 0,62191 | 9,2556 | 1,5104 | 87,42 | 8,0487 | 1,9482 | 0,57592 | 34,057 | 15,6466 | 256,60 | 3,5823 |
| 2002: | 0,9448 | 118,05 | 7,4305 | 0,62873 | 9,1589 | 1,4672 | 86,19 | 7,5100 | 1,9492 | 0,57531 | 30,817 | 15,6466 | 242,88 | 3,4592 |
| Ιαν. 02 | 0,8833 | 117,12 | 7,4329 | 0,61659 | 9,2275 | 1,4745 | 90,61 | 7,9208 | 1,9527 | 0,57604 | 32,066 | 15,6466 | 243,84 | 3,5320 |
| Φεβρ. 02 | 0,8700 | 116,23 | 7,4299 | 0,61160 | 9,1828 | 1,4775 | 88,13 | 7,7853 | 1,9485 | 0,57617 | 31,789 | 15,6466 | 243,51 | 3,4527 |
| Μάρτ. 02 | 0,8756 | 114,61 | 7,4323 | 0,61577 | 9,0615 | 1,4685 | 87,97 | 7,7175 | 1,9493 | 0,57512 | 31,435 | 15,6466 | 244,78 | 3,4524 |
| Απρ. 02 | 0,8858 | 115,81 | 7,4341 | 0,61407 | 9,1358 | 1,4658 | 85,98 | 7,6221 | 1,9499 | 0,57613 | 30,336 | 15,6466 | 242,26 | 3,4528 |
| Μάιος 02 | 0,9170 | 115,86 | 7,4356 | 0,62823 | 9,2162 | 1,4572 | 84,26 | 7,5207 | 1,9522 | 0,57853 | 30,552 | 15,6466 | 243,80 | 3,4524 |
| Ιούν. 02 | 0,9542 | 117,76 | 7,4332 | 0,64373 | 9,1145 | 1,4722 | 85,24 | 7,4045 | 1,9490 | 0,58007 | 30,301 | 15,6466 | 242,62 | 3,4525 |
| Ιούλ. 02 | 0,9922 | 117,11 | 7,4301 | 0,63870 | 9,2689 | 1,4624 | 84,88 | 7,4050 | 1,9476 | 0,57720 | 29,727 | 15,6466 | 246,72 | 3,4528 |
| Αύγ. 02 | 0,9778 | 116,31 | 7,4270 | 0,63633 | 9,2489 | 1,4636 | 84,22 | 7,4284 | 1,9468 | 0,57363 | 30,796 | 15,6466 | 245,30 | 3,4526 |
| Σεπτ. 02 | 0,9808 | 118,38 | 7,4271 | 0,63059 | 9,1679 | 1,4649 | 85,82 | 7,3619 | 1,9469 | 0,57338 | 30,190 | 15,6466 | 243,89 | 3,4526 |
| Οκτ. 02 | 0,9811 | 121,57 | 7,4297 | 0,62994 | 9,1051 | 1,4650 | 86,08 | 7,3405 | 1,9463 | 0,57250 | 30,660 | 15,6466 | 243,53 | 3,4526 |
| Νοέμ. 02 | 1,0014 | 121,65 | 7,4280 | 0,63709 | 9,0818 | 1,4673 | 86,18 | 7,3190 | 1,9498 | 0,57200 | 30,752 | 15,6466 | 238,25 | 3,4528 |
| Δεκ. 02 | 1,0183 | 124,20 | 7,4264 | 0,64218 | 9,0961 | 1,4679 | 84,92 | 7,2948 | 1,9521 | 0,57298 | 31,194 | 15,6466 | 236,07 | 3,4523 |
| Ιαν. 03 | 1,0628 | 126,20 | 7,4326 | 0,65747 | 9,1773 | 1,4624 | 84,44 | 7,3371 | 1,9554 | 0,57709 | 31,497 | 15,6466 | 240,63 | 3,4529 |
| Φεβρ. 03 | 1,0773 | 128,60 | 7,4317 | 0,66977 | 9,1455 | 1,4674 | 83,70 | 7,5439 | 1,9540 | 0,58038 | 31,641 | 15,6466 | 245,12 | 3,4524 |
| 2 Ιαν. 03 | 1,0446 | 124,40 | 7,4272 | 0,6520 | 9,1270 | 1,4528 | 84,64 | 7,2670 | 1,9557 | 0,57353 | 31,590 | 15,6466 | 235,78 | 3,4533 |
| 3 Ιαν. 03 | 1,0392 | 124,56 | 7,4283 | 0,6500 | 9,1060 | 1,4555 | 84,32 | 7,2360 | 1,9559 | 0,57359 | 31,320 | 15,6466 | 235,46 | 3,4531 |
| 7 Ιαν. 03 | 1,0425 | 124,82 | 7,4285 | 0,6496 | 9,0670 | 1,4565 | 84,09 | 7,2370 | 1,9557 | 0,57369 | 31,310 | 15,6466 | 235,31 | 3,4534 |
| 8 Ιαν. 03 | 1,0377 | 124,90 | 7,4291 | 0,6495 | 9,0702 | 1,4586 | 84,44 | 7,2225 | 1,9559 | 0,57369 | 31,407 | 15,6466 | 235,30 | 3,4535 |
| 9 Ιαν. 03 | 1,0507 | 125,16 | 7,4297 | 0,6530 | 9,1110 | 1,4597 | 84,92 | 7,2255 | 1,9558 | 0,57484 | 31,548 | 15,6466 | 235,11 | 3,4533 |
| 10 Ιαν. 03 | 1,0503 | 125,72 | 7,4290 | 0,6534 | 9,1385 | 1,4602 | 84,62 | 7,2520 | 1,9558 | 0,57561 | 31,788 | 15,6466 | 235,09 | 3,4534 |
| 13 Ιαν. 03 | 1,0549 | 125,74 | 7,4295 | 0,6568 | 9,1722 | 1,4613 | 84,08 | 7,2895 | 1,9559 | 0,57604 | 31,855 | 15,6466 | 234,94 | 3,4532 |
| 14 Ιαν. 03 | 1,0577 | 125,04 | 7,4295 | 0,6583 | 9,1705 | 1,4623 | 84,09 | 7,3285 | 1,9547 | 0,57640 | 31,764 | 15,6466 | 234,94 | 3,4531 |
| 15 Ιαν. 03 | 1,0526 | 124,47 | 7,4310 | 0,6592 | 9,1720 | 1,4636 | 84,24 | 7,3020 | 1,9552 | 0,57737 | 31,870 | 15,6466 | 234,91 | 3,4528 |
| 16 Ιαν. 03 | 1,0564 | 124,74 | 7,4323 | 0,6585 | 9,1800 | 1,4626 | 84,04 | 7,2660 | 1,9546 | 0,57807 | 31,493 | 15,6466 | 234,72 | 3,4527 |
| 17 Ιαν. 03 | 1,0652 | 125,34 | 7,4343 | 0,6582 | 9,1750 | 1,4598 | 84,13 | 7,2740 | 1,9546 | 0,57854 | 31,425 | 15,6466 | 246,20 | 3,4524 |
| 20 Ιαν. 03 | 1,0653 | 125,96 | 7,4330 | 0,6635 | 9,1968 | 1,4608 | 84,40 | 7,3180 | 1,9552 | 0,57820 | 31,297 | 15,6466 | 244,31 | 3,4531 |
| 21 Ιαν. 03 | 1,0653 | 126,50 | 7,4333 | 0,6626 | 9,1887 | 1,4614 | 84,63 | 7,3430 | 1,9547 | 0,57820 | 31,180 | 15,6466 | 246,74 | 3,4532 |
| 22 Ιαν. 03 | 1,0718 | 126,51 | 7,4361 | 0,6645 | 9,2535 | 1,4622 | 84,96 | 7,3890 | 1,9555 | 0,57827 | 31,587 | 15,6466 | 248,53 | 3,4531 |
| 23 Ιαν. 03 | 1,0757 | 126,99 | 7,4365 | 0,6638 | 9,2458 | 1,4635 | 84,92 | 7,4060 | 1,9554 | 0,57864 | 31,458 | 15,6466 | 248,85 | 3,4525 |
| 24 Ιαν. 03 | 1,0784 | 127,40 | 7,4383 | 0,6606 | 9,2503 | 1,4666 | 84,78 | 7,4570 | 1,9555 | 0,57877 | 31,335 | 15,6466 | 246,87 | 3,4525 |
| 27 Ιαν. 03 | 1,0870 | 127,92 | 7,4370 | 0,6647 | 9,2460 | 1,4673 | 85,08 | 7,4555 | 1,9557 | 0,57880 | 31,388 | 15,6466 | 245,21 | 3,4524 |
| 28 Ιαν. 03 | 1,0808 | 128,08 | 7,4372 | 0,6597 | 9,2228 | 1,4692 | 84,82 | 7,4700 | 1,9558 | 0,57897 | 31,477 | 15,6466 | 244,22 | 3,4523 |
| 29 Ιαν. 03 | 1,0868 | 128,49 | 7,4346 | 0,6599 | 9,2135 | 1,4678 | 84,86 | 7,4580 | 1,9558 | 0,57921 | 31,357 | 15,6466 | 243,23 | 3,4524 |
| 30 Ιαν. 03 | 1,0748 | 128,23 | 7,4344 | 0,6534 | 9,1870 | 1,4702 | 83,58 | 7,4315 | 1,9553 | 0,57927 | 31,407 | 15,6466 | 243,50 | 3,4524 |
| 31 Ιαν. 03 | 1,0816 | 129,17 | 7,4368 | 0,6557 | 9,2285 | 1,4678 | 83,54 | 7,4520 | 1,9557 | 0,57927 | 31,572 | 15,6466 | 243,98 | 3,4525 |
| 3 Φεβ. 03 | 1,0729 | 129,27 | 7,4377 | 0,65530 | 9,2334 | 1,4684 | 82,92 | 7,4790 | 1,9553 | 0,57927 | 31,560 | 15,6466 | 243,73 | 3,4521 |
| 4 Φεβ. 03 | 1,0822 | 129,95 | 7,4357 | 0,65710 | 9,2427 | 1,4673 | 83,31 | 7,4870 | 1,9556 | 0,57961 | 31,613 | 15,6466 | 244,11 | 3,4523 |
| 5 Φεβ. 03 | 1,0910 | 130,30 | 7,4357 | 0,66070 | 9,2489 | 1,4666 | 82,63 | 7,5635 | 1,9558 | 0,58001 | 31,784 | 15,6466 | 245,25 | 3,4524 |
| 6 Φεβ. 03 | 1,0813 | 129,62 | 7,4333 | 0,65920 | 9,1989 | 1,4666 | 82,87 | 7,5145 | 1,9555 | 0,58008 | 31,642 | 15,6466 | 245,44 | 3,4523 |
| 7 Φεβ. 03 | 1,0789 | 129,49 | 7,4310 | 0,66280 | 9,1617 | 1,4667 | 82,46 | 7,4690 | 1,9556 | 0,58015 | 31,728 | 15,6466 | 246,67 | 3,4523 |
| 10 Φεβ. 03 | 1,0808 | 130,23 | 7,4323 | 0,66140 | 9,1594 | 1,4658 | 83,48 | 7,4625 | 1,9539 | 0,58015 | 31,775 | 15,6466 | 246,28 | 3,4525 |
| 11 Φεβ. 03 | 1,0706 | 130,04 | 7,4322 | 0,66060 | 9,1450 | 1,4669 | 82,85 | 7,4660 | 1,9521 | 0,58021 | 31,803 | 15,6466 | 245,04 | 3,4523 |
| 12 Φεβ. 03 | 1,0731 | 129,96 | 7,4335 | 0,66380 | 9,1338 | 1,4674 | 83,06 | 7,4615 | 1,9527 | 0,58028 | 31,793 | 15,6466 | 244,95 | 3,4524 |
| 13 Φεβ. 03 | 1,0758 | 130,38 | 7,4317 | 0,66440 | 9,1065 | 1,4688 | 83,38 | 7,4935 | 1,9531 | 0,58028 | 31,507 | 15,6466 | 244,32 | 3,4524 |
| 14 Φεβ. 03 | 1,0793 | 130,04 | 7,4318 | 0,66770 | 9,1066 | 1,4692 | 83,58 | 7,5355 | 1,9527 | 0,58028 | 31,387 | 15,6466 | 245,45 | 3,4522 |
| 17 Φεβ. 03 | 1,0716 | 128,83 | 7,4316 | 0,67040 | 9,1045 | 1,4725 | 83,94 | 7,5150 | 1,9523 | 0,58038 | 31,473 | 15,6466 | 245,55 | 3,4522 |
| 18 Φεβ. 03 | 1,0714 | 127,32 | 7,4321 | 0,67130 | 9,1215 | 1,4701 | 84,93 | 7,5215 | 1,9535 | 0,58038 | 31,523 | 15,6466 | 245,72 | 3,4524 |
| 19 Φεβ. 03 | 1,0717 | 127,56 | 7,4317 | 0,67270 | 9,1013 | 1,4722 | 84,86 | 7,5255 | 1,9530 | 0,58045 | 31,588 | 15,6466 | 246,23 | 3,4522 |
| 20 Φεβ. 03 | 1,0763 | 127,84 | 7,4311 | 0,67445 | 9,1073 | 1,4707 | 84,37 | 7,5360 | 1,9535 | 0,58059 | 31,612 | 15,6466 | 246,11 | 3,4525 |
| 21 Φεβ. 03 | 1,0838 | 128,70 | 7,4311 | 0,67900 | 9,1300 | 1,4673 | 84,56 | 7,5470 | 1,9545 | 0,58069 | 31,730 | 15,6466 | 246,46 | 3,4525 |
| 24 Φεβ. 03 | 1,0721 | 126,35 | 7,4292 | 0,68000 | 9,1248 | 1,4692 | 84,19 | 7,5530 | 1,9542 | 0,58079 | 31,688 | 15,6466 | 245,31 | 3,4523 |
| 25 Φεβ. 03 | 1,0774 | 126,22 | 7,4276 | 0,68400 | 9,1180 | 1,4649 | 84,45 | 7,6295 | 1,9543 | 0,58082 | 31,578 | 15,6466 | 244,56 | 3,4524 |
| 26 Φεβ. 03 | 1,0753 | 126,21 | 7,4280 | 0,68220 | 9,0996 | 1,4612 | 84,09 | 7,6115 | 1,9545 | 0,58096 | 31,584 | 15,6466 | 244,29 | 3,4529 |
| 27 Φεβ. 03 | 1,0822 | 126,45 | 7,4277 | 0,68420 | 9,1203 | 1,4630 | 84,17 | 7,7825 | 1,9538 | 0,58106 | 31,650 | 15,6466 | 243,29 | 3,4532 |
| 28 Φεβ. 03 | 1,0782 | 127,32 | 7,4282 | 0,68420 | 9,1458 | 1,4629 | 83,90 | 7,7250 | 1,9532 | 0,58109 | 31,802 | 15,6466 | 243,64 | 3,4531 |

* Μονάδες εθνικού νομίσματος ανά ευρώ.

Πηγή: Τράπεζα της Ελλάδος και Ευρωπαϊκή Κεντρική Τράπεζα.

61. Διμερείς συναλλαγματικές ισοτιμίες έναντι του ευρώ*
Bilateral exchange rates against the euro*

| Περίοδος | Δολάριο ΗΠΑ US dollar USD | Γεν Ιαπωνίας Japanese yen JPY | Κορώνα Δανίας Danish krone DKK | Λίρα Αγγλίας Pound sterling GBP | Κορώνα Σουηδίας Swedish krona SEK | Φράγκο Ελβετίας Swiss franc CHF | Κορώνα Ισλανδίας Icelandic krona ISK | Κορώνα Νορβηγίας Norwegian krone NOK | Λέβα Βουλγαρίας Bulgarian lev BGN | Λίρα Κύπρου Cyprus pound CYP | Κορώνα Τσεχίας Czech Republic koruna CZK | Κορώνα Εσθονίας Estonian kroon EEK | Φόριντ Ουγγαρίας Hungarian forint HUF | Λίτα Λιθουανίας Lithuanian litas LTL |
|--------------|---------------------------------|-------------------------------------|--------------------------------------|---------------------------------------|---|---------------------------------------|--|--|---|------------------------------------|--|--|---|--|
| 2001: | 0,8956 | 108,74 | 7,4521 | 0,62191 | 9,2556 | 1,5104 | 87,42 | 8,0487 | 1,9482 | 0,57592 | 34,057 | 15,6466 | 256,60 | 3,5823 |
| 2002: | 0,9448 | 118,05 | 7,4305 | 0,62873 | 9,1589 | 1,4672 | 86,19 | 7,5100 | 1,9492 | 0,57531 | 30,817 | 15,6466 | 242,88 | 3,4592 |
| Ιαν. 02 | 0,8833 | 117,12 | 7,4329 | 0,61659 | 9,2275 | 1,4745 | 90,61 | 7,9208 | 1,9527 | 0,57604 | 32,066 | 15,6466 | 243,84 | 3,5320 |
| Φεβρ. 02 | 0,8700 | 116,23 | 7,4299 | 0,61160 | 9,1828 | 1,4775 | 88,13 | 7,7853 | 1,9485 | 0,57617 | 31,789 | 15,6466 | 243,51 | 3,4527 |
| Μάρτ. 02 | 0,8756 | 114,61 | 7,4323 | 0,61577 | 9,0615 | 1,4685 | 87,97 | 7,7175 | 1,9493 | 0,57512 | 31,435 | 15,6466 | 244,78 | 3,4524 |
| Απρ. 02 | 0,8858 | 115,81 | 7,4341 | 0,61407 | 9,1358 | 1,4658 | 85,98 | 7,6221 | 1,9499 | 0,57613 | 30,336 | 15,6466 | 242,26 | 3,4528 |
| Μάιος 02 | 0,9170 | 115,86 | 7,4356 | 0,62823 | 9,2162 | 1,4572 | 84,26 | 7,5207 | 1,9522 | 0,57853 | 30,552 | 15,6466 | 243,80 | 3,4524 |
| Ιούν. 02 | 0,9542 | 117,76 | 7,4332 | 0,64373 | 9,1145 | 1,4722 | 85,24 | 7,4045 | 1,9490 | 0,58007 | 30,301 | 15,6466 | 242,62 | 3,4525 |
| Ιουλ. 02 | 0,9922 | 117,11 | 7,4301 | 0,63870 | 9,2689 | 1,4624 | 84,88 | 7,4050 | 1,9476 | 0,57720 | 29,727 | 15,6466 | 246,72 | 3,4528 |
| Αύγ. 02 | 0,9778 | 116,31 | 7,4270 | 0,63633 | 9,2489 | 1,4636 | 84,22 | 7,4284 | 1,9468 | 0,57363 | 30,796 | 15,6466 | 245,30 | 3,4526 |
| Σεπτ. 02 | 0,9808 | 118,38 | 7,4271 | 0,63059 | 9,1679 | 1,4649 | 85,82 | 7,3619 | 1,9469 | 0,57338 | 30,190 | 15,6466 | 243,89 | 3,4526 |
| Οκτ. 02 | 0,9811 | 121,57 | 7,4297 | 0,62994 | 9,1051 | 1,4650 | 86,08 | 7,3405 | 1,9463 | 0,57250 | 30,660 | 15,6466 | 243,53 | 3,4526 |
| Νοέμ. 02 | 1,0014 | 121,65 | 7,4280 | 0,63709 | 9,0818 | 1,4673 | 86,18 | 7,3190 | 1,9498 | 0,57200 | 30,752 | 15,6466 | 238,25 | 3,4528 |
| Δεκ. 02 | 1,0183 | 124,20 | 7,4264 | 0,64218 | 9,0961 | 1,4679 | 84,92 | 7,2948 | 1,9521 | 0,57298 | 31,194 | 15,6466 | 236,07 | 3,4523 |
| Ιαν. 03 | 1,0628 | 126,20 | 7,4326 | 0,65747 | 9,1773 | 1,4624 | 84,44 | 7,3371 | 1,9554 | 0,57709 | 31,497 | 15,6466 | 240,63 | 3,4529 |
| Φεβρ. 03 | 1,0773 | 128,60 | 7,4317 | 0,66977 | 9,1455 | 1,4674 | 83,70 | 7,5439 | 1,9540 | 0,58038 | 31,641 | 15,6466 | 245,12 | 3,4524 |
| Μάρτ. 03 | 1,0807 | 128,16 | 7,4274 | 0,68255 | 9,2265 | 1,4695 | 84,31 | 7,8450 | 1,9510 | 0,58292 | 31,751 | 15,6466 | 245,60 | 3,4528 |
| Απρ. 03 | 1,0848 | 130,12 | 7,4255 | 0,68902 | 9,1541 | 1,4964 | 83,38 | 7,8317 | 1,9473 | 0,58657 | 31,618 | 15,6466 | 245,59 | 3,4530 |
| 3 Μαρτ. 03 | 1,0800 | 127,42 | 7,4288 | 0,68530 | 9,1930 | 1,4621 | 83,72 | 7,7335 | 1,9533 | 0,58119 | 31,822 | 15,6466 | 244,45 | 3,4533 |
| 4 Μαρτ. 03 | 1,0919 | 128,38 | 7,4288 | 0,68990 | 9,1925 | 1,4595 | 84,07 | 7,7770 | 1,9540 | 0,58123 | 31,898 | 15,6466 | 245,31 | 3,4533 |
| 5 Μαρτ. 03 | 1,0966 | 128,77 | 7,4273 | 0,68760 | 9,1890 | 1,4590 | 84,45 | 7,7775 | 1,9537 | 0,58146 | 31,845 | 15,6466 | 245,33 | 3,4535 |
| 6 Μαρτ. 03 | 1,0963 | 128,73 | 7,4266 | 0,68310 | 9,2155 | 1,4640 | 84,11 | 7,8310 | 1,9525 | 0,58150 | 31,832 | 15,6466 | 245,06 | 3,4534 |
| 7 Μαρτ. 03 | 1,1039 | 128,68 | 7,4256 | 0,68670 | 9,2395 | 1,4653 | 84,58 | 7,8830 | 1,9519 | 0,58156 | 31,852 | 15,6466 | 245,24 | 3,4533 |
| 10 Μαρτ. 03 | 1,1042 | 128,71 | 7,4261 | 0,69050 | 9,2517 | 1,4686 | 84,79 | 7,9340 | 1,9507 | 0,58140 | 31,773 | 15,6466 | 245,40 | 3,4535 |
| 11 Μαρτ. 03 | 1,1080 | 129,34 | 7,4270 | 0,69080 | 9,2955 | 1,4664 | 85,11 | 7,9340 | 1,9514 | 0,58217 | 31,762 | 15,6466 | 245,45 | 3,4532 |
| 12 Μαρτ. 03 | 1,1028 | 129,21 | 7,4276 | 0,68350 | 9,3133 | 1,4674 | 85,30 | 7,8665 | 1,9509 | 0,58241 | 31,653 | 15,6466 | 245,27 | 3,4532 |
| 13 Μαρτ. 03 | 1,0864 | 128,60 | 7,4267 | 0,67710 | 9,2735 | 1,4689 | 84,14 | 7,8195 | 1,9503 | 0,58295 | 31,585 | 15,6466 | 244,95 | 3,4526 |
| 14 Μαρτ. 03 | 1,0775 | 127,70 | 7,4291 | 0,67770 | 9,2055 | 1,4677 | 84,14 | 7,7760 | 1,9498 | 0,58333 | 31,628 | 15,6466 | 244,65 | 3,4522 |
| 17 Μαρτ. 03 | 1,0801 | 127,16 | 7,4282 | 0,68270 | 9,2223 | 1,4671 | 84,45 | 7,8040 | 1,9488 | 0,58360 | 31,691 | 15,6466 | 244,85 | 3,4522 |
| 18 Μαρτ. 03 | 1,0586 | 126,06 | 7,4279 | 0,67740 | 9,2367 | 1,4714 | 84,28 | 7,8560 | 1,9499 | 0,58360 | 31,565 | 15,6466 | 245,25 | 3,4523 |
| 19 Μαρτ. 03 | 1,0570 | 126,08 | 7,4288 | 0,67870 | 9,1960 | 1,4713 | 84,49 | 7,8785 | 1,9500 | 0,58377 | 31,570 | 15,6466 | 245,33 | 3,4523 |
| 20 Μαρτ. 03 | 1,0592 | 127,47 | 7,4283 | 0,67700 | 9,1857 | 1,4714 | 84,72 | 7,9200 | 1,9508 | 0,58374 | 31,695 | 15,6466 | 246,09 | 3,4522 |
| 21 Μαρτ. 03 | 1,0572 | 127,82 | 7,4281 | 0,67570 | 9,1640 | 1,4756 | 85,04 | 7,8615 | 1,9520 | 0,58377 | 31,650 | 15,6466 | 246,42 | 3,4521 |
| 24 Μαρτ. 03 | 1,0634 | 128,28 | 7,4282 | 0,67630 | 9,1875 | 1,4750 | 84,55 | 7,8520 | 1,9522 | 0,58384 | 31,707 | 15,6466 | 246,33 | 3,4523 |
| 25 Μαρτ. 03 | 1,0691 | 128,22 | 7,4265 | 0,67840 | 9,2380 | 1,4720 | 83,70 | 7,8290 | 1,9506 | 0,58375 | 31,798 | 15,6466 | 246,16 | 3,4523 |
| 26 Μαρτ. 03 | 1,0667 | 128,19 | 7,4263 | 0,67790 | 9,2170 | 1,4739 | 83,99 | 7,8135 | 1,9488 | 0,58394 | 31,812 | 15,6466 | 246,26 | 3,4524 |
| 27 Μαρτ. 03 | 1,0723 | 128,39 | 7,4263 | 0,68110 | 9,2527 | 1,4793 | 84,18 | 7,8415 | 1,9496 | 0,58404 | 31,823 | 15,6466 | 246,38 | 3,4530 |
| 28 Μαρτ. 03 | 1,0730 | 128,89 | 7,4266 | 0,68650 | 9,2271 | 1,4766 | 83,04 | 7,8570 | 1,9500 | 0,58401 | 31,863 | 15,6466 | 246,98 | 3,4530 |
| 31 Μαρτ. 03 | 1,0895 | 129,18 | 7,4264 | 0,68960 | 9,2608 | 1,4764 | 83,58 | 7,8995 | 1,9508 | 0,58404 | 31,947 | 15,6466 | 246,35 | 3,4533 |
| 1 Απρ. 03 | 1,0891 | 128,8 | 7,4265 | 0,69080 | 9,2284 | 1,4768 | 84,07 | 7,925 | 1,9497 | 0,58395 | 31,967 | 15,6466 | 248,06 | 3,4525 |
| 2 Απρ. 03 | 1,0830 | 128,72 | 7,4261 | 0,68770 | 9,2468 | 1,4827 | 83,73 | 7,8330 | 1,9505 | 0,58442 | 32,060 | 15,6466 | 247,52 | 3,4524 |
| 3 Απρ. 03 | 1,0702 | 127,85 | 7,4261 | 0,68530 | 9,2017 | 1,4854 | 83,28 | 7,8250 | 1,9500 | 0,58500 | 31,855 | 15,6466 | 246,21 | 3,4530 |
| 4 Απρ. 03 | 1,0720 | 128,70 | 7,4265 | 0,68440 | 9,1982 | 1,4865 | 83,82 | 7,7980 | 1,9497 | 0,58531 | 31,781 | 15,6466 | 245,43 | 3,4523 |
| 7 Απρ. 03 | 1,0582 | 127,82 | 7,4265 | 0,68280 | 9,1755 | 1,4873 | 83,77 | 7,7720 | 1,9489 | 0,58538 | 31,581 | 15,6466 | 244,84 | 3,4525 |
| 8 Απρ. 03 | 1,0660 | 127,90 | 7,4263 | 0,68720 | 9,1691 | 1,4859 | 83,70 | 7,7735 | 1,9483 | 0,58538 | 31,543 | 15,6466 | 244,73 | 3,4530 |
| 9 Απρ. 03 | 1,0742 | 128,86 | 7,4264 | 0,69020 | 9,1377 | 1,4878 | 83,55 | 7,8020 | 1,9471 | 0,58558 | 31,355 | 15,6466 | 244,35 | 3,4532 |
| 10 Απρ. 03 | 1,0805 | 129,18 | 7,4265 | 0,69000 | 9,1458 | 1,4948 | 83,92 | 7,8860 | 1,9464 | 0,58603 | 31,440 | 15,6466 | 244,20 | 3,4534 |
| 11 Απρ. 03 | 1,0735 | 129,13 | 7,4262 | 0,68420 | 9,1380 | 1,4974 | 83,24 | 7,9000 | 1,9462 | 0,58665 | 31,492 | 15,6466 | 244,46 | 3,4525 |
| 14 Απρ. 03 | 1,0737 | 129,68 | 7,4261 | 0,68270 | 9,1275 | 1,4966 | 83,28 | 7,8760 | 1,9461 | 0,58665 | 31,568 | 15,6466 | 245,52 | 3,4533 |
| 15 Απρ. 03 | 1,0784 | 129,79 | 7,4250 | 0,68570 | 9,1370 | 1,4999 | 83,06 | 7,8790 | 1,9461 | 0,58665 | 31,525 | 15,6466 | 245,12 | 3,4532 |
| 16 Απρ. 03 | 1,0836 | 130,39 | 7,4250 | 0,68770 | 9,1572 | 1,5021 | 82,98 | 7,8390 | 1,9467 | 0,58672 | 31,583 | 15,6466 | 245,65 | 3,4535 |
| 17 Απρ. 03 | 1,0920 | 130,29 | 7,4254 | 0,69170 | 9,1655 | 1,4998 | 82,86 | 7,8360 | 1,9469 | 0,58682 | 31,581 | 15,6466 | 245,37 | 3,4533 |
| 22 Απρ. 03 | 1,0971 | 131,37 | 7,4255 | 0,69610 | 9,1410 | 1,5058 | 83,17 | 7,8475 | 1,9467 | 0,58799 | 31,681 | 15,6466 | 246,24 | 3,4531 |
| 23 Απρ. 03 | 1,0944 | 131,63 | 7,4253 | 0,69350 | 9,1115 | 1,5068 | 83,08 | 7,8350 | 1,9464 | 0,58810 | 31,670 | 15,6466 | 245,63 | 3,4534 |
| 24 Απρ. 03 | 1,1008 | 132,03 | 7,4247 | 0,69150 | 9,1102 | 1,5055 | 83,33 | 7,8310 | 1,9461 | 0,58813 | 31,717 | 15,6466 | 245,81 | 3,4533 |
| 25 Απρ. 03 | 1,0973 | 132,73 | 7,4234 | 0,69140 | 9,1095 | 1,5021 | 83,24 | 7,8120 | 1,9461 | 0,58880 | 31,555 | 15,6466 | 245,73 | 3,4533 |
| 28 Απρ. 03 | 1,1025 | 132,54 | 7,4245 | 0,69140 | 9,1337 | 1,5039 | 82,85 | 7,7560 | 1,9462 | 0,58770 | 31,556 | 15,6466 | 245,55 | 3,4531 |
| 29 Απρ. 03 | 1,0956 | 131,91 | 7,4246 | 0,6891 | 9,1305 | 1,5075 | 83,04 | 7,7705 | 1,9462 | 0,58810 | 31,422 | 15,6466 | 245,68 | 3,4533 |
| 30 Απρ. 03 | 1,1131 | 132,98 | 7,4243 | 0,6970 | 9,1175 | 1,5131 | 83,61 | 7,838 | 1,9463 | 0,58813 | 31,433 | 15,6466 | 245,73 | 3,4533 |

* Μονάδες εθνικού νομίσματος ανά ευρώ.

Πηγή: Τράπεζα της Ελλάδος και Ευρωπαϊκή Κεντρική Τράπεζα.

61. Διμερείς συναλλαγματικές ισοτιμίες έναντι του ευρώ*
Bilateral exchange rates against the euro*

| Περίοδος | Δολάριο ΗΠΑ US dollar USD | Γεν Ιαπωνίας Japanese yen JPY | Κορώνα Δανίας Danish krone DKK | Λίρα Αγγλίας Pound sterling GBP | Κορώνα Σουηδίας Swedish krona SEK | Φράγκο Ελβετίας Swiss franc CHF | Κορώνα Ισλανδίας Icelandic krona ISK | Κορώνα Νορβηγίας Norwegian krone NOK | Λέβα Βουλγαρίας Bulgarian lev BGN | Λίρα Κύπρου Cyprus pound CYP | Κορώνα Τσεχίας Czech Republic koruna CZK | Κορώνα Εσθονίας Estonian kroon EEK | Φόριντ Ουγγαρίας Hungarian forint HUF | Λίτα Λιθουανίας Lithuanian lita LTL |
|--------------|---------------------------------|-------------------------------------|--------------------------------------|---------------------------------------|---|---------------------------------------|--|--|---|------------------------------------|--|--|---|---|
| 2001: | 0,8956 | 108,74 | 7,4521 | 0,62191 | 9,2556 | 1,5104 | 87,42 | 8,0487 | 1,9482 | 0,57592 | 34,057 | 15,6466 | 256,60 | 3,5823 |
| 2002: | 0,9448 | 118,05 | 7,4305 | 0,62873 | 9,1589 | 1,4672 | 86,19 | 7,5100 | 1,9492 | 0,57531 | 30,817 | 15,6466 | 242,88 | 3,4592 |
| Ιαν. 02 | 0,8833 | 117,12 | 7,4329 | 0,61659 | 9,2275 | 1,4745 | 90,61 | 7,9208 | 1,9527 | 0,57604 | 32,066 | 15,6466 | 243,84 | 3,5320 |
| Φεβρ. 02 | 0,8700 | 116,23 | 7,4299 | 0,61160 | 9,1828 | 1,4775 | 88,13 | 7,7853 | 1,9485 | 0,57617 | 31,789 | 15,6466 | 243,51 | 3,4527 |
| Μάρτ. 02 | 0,8756 | 114,61 | 7,4323 | 0,61577 | 9,0615 | 1,4685 | 87,97 | 7,7175 | 1,9493 | 0,57512 | 31,435 | 15,6466 | 244,78 | 3,4524 |
| Απρ. 02 | 0,8858 | 115,81 | 7,4341 | 0,61407 | 9,1358 | 1,4658 | 85,98 | 7,6221 | 1,9499 | 0,57613 | 30,336 | 15,6466 | 242,26 | 3,4528 |
| Μάιος 02 | 0,9170 | 115,86 | 7,4356 | 0,62823 | 9,2162 | 1,4572 | 84,26 | 7,5207 | 1,9522 | 0,57853 | 30,552 | 15,6466 | 243,80 | 3,4524 |
| Ιούν. 02 | 0,9542 | 117,76 | 7,4332 | 0,64373 | 9,1145 | 1,4722 | 85,24 | 7,4045 | 1,9490 | 0,58007 | 30,301 | 15,6466 | 242,62 | 3,4525 |
| Ιούλ. 02 | 0,9922 | 117,11 | 7,4301 | 0,63870 | 9,2689 | 1,4624 | 84,88 | 7,4050 | 1,9476 | 0,57720 | 29,727 | 15,6466 | 246,72 | 3,4528 |
| Αύγ. 02 | 0,9778 | 116,31 | 7,4270 | 0,63633 | 9,2489 | 1,4636 | 84,22 | 7,4284 | 1,9468 | 0,57363 | 30,796 | 15,6466 | 245,30 | 3,4526 |
| Σεπτ. 02 | 0,9808 | 118,38 | 7,4271 | 0,63059 | 9,1679 | 1,4649 | 85,82 | 7,3619 | 1,9469 | 0,57338 | 30,190 | 15,6466 | 243,89 | 3,4526 |
| Οκτ. 02 | 0,9811 | 121,57 | 7,4297 | 0,62994 | 9,1051 | 1,4650 | 86,08 | 7,3405 | 1,9463 | 0,57250 | 30,660 | 15,6466 | 243,53 | 3,4526 |
| Νοέμ. 02 | 1,0014 | 121,65 | 7,4280 | 0,63709 | 9,0818 | 1,4673 | 86,18 | 7,3190 | 1,9498 | 0,57200 | 30,752 | 15,6466 | 238,25 | 3,4528 |
| Δεκ. 02 | 1,0183 | 124,20 | 7,4264 | 0,64218 | 9,0961 | 1,4679 | 84,92 | 7,2948 | 1,9521 | 0,57298 | 31,194 | 15,6466 | 236,07 | 3,4523 |
| Ιαν. 03 | 1,0628 | 126,20 | 7,4326 | 0,65747 | 9,1773 | 1,4624 | 84,44 | 7,3371 | 1,9554 | 0,57709 | 31,497 | 15,6466 | 240,63 | 3,4529 |
| Φεβρ. 03 | 1,0773 | 128,60 | 7,4317 | 0,66977 | 9,1455 | 1,4674 | 83,70 | 7,5439 | 1,9540 | 0,58038 | 31,641 | 15,6466 | 245,12 | 3,4524 |
| Μάρτ. 03 | 1,0807 | 128,16 | 7,4274 | 0,68255 | 9,2265 | 1,4695 | 84,31 | 7,8450 | 1,9510 | 0,58292 | 31,751 | 15,6466 | 245,60 | 3,4528 |
| Απρ. 03 | 1,0848 | 130,12 | 7,4255 | 0,68902 | 9,1541 | 1,4964 | 83,38 | 7,8317 | 1,9473 | 0,58657 | 31,618 | 15,6466 | 245,59 | 3,4530 |
| Μάιος 03 | 1,1582 | 135,83 | 7,4246 | 0,71322 | 9,1559 | 1,5155 | 84,44 | 7,8715 | 1,9464 | 0,58694 | 31,387 | 15,6466 | 245,78 | 3,4528 |
| Ιούν. 03 | 1,1663 | 138,05 | 7,4250 | 0,70224 | 9,1182 | 1,5411 | 86,25 | 8,1619 | 1,9463 | 0,58607 | 31,412 | 15,6466 | 261,21 | 3,4527 |
| 2 Μαΐου 03 | 1,1239 | 133,40 | 7,4246 | 0,69980 | 9,1168 | 1,5104 | 83,55 | 7,8535 | 1,9464 | 0,58806 | 31,267 | 15,6466 | 245,85 | 3,4532 |
| 5 Μαΐου 03 | 1,1218 | 133,46 | 7,4257 | 0,69960 | 9,0833 | 1,5134 | 83,59 | 7,8660 | 1,9464 | 0,58810 | 31,287 | 15,6466 | 245,01 | 3,4531 |
| 6 Μαΐου 03 | 1,1344 | 133,92 | 7,4258 | 0,70440 | 9,0968 | 1,5144 | 83,66 | 7,8830 | 1,9464 | 0,58779 | 31,303 | 15,6466 | 245,11 | 3,4532 |
| 7 Μαΐου 03 | 1,1427 | 133,62 | 7,4256 | 0,71210 | 9,1080 | 1,5140 | 83,74 | 7,8675 | 1,9464 | 0,58785 | 31,372 | 15,6466 | 244,89 | 3,4532 |
| 8 Μαΐου 03 | 1,1435 | 132,78 | 7,4255 | 0,71190 | 9,1160 | 1,5046 | 84,23 | 7,8600 | 1,9462 | 0,58744 | 31,378 | 15,6466 | 244,97 | 3,4533 |
| 9 Μαΐου 03 | 1,1466 | 134,76 | 7,4244 | 0,71560 | 9,1748 | 1,5074 | 84,44 | 7,8655 | 1,9462 | 0,58716 | 31,463 | 15,6466 | 245,13 | 3,4535 |
| 12 Μαΐου 03 | 1,1597 | 135,05 | 7,4247 | 0,71970 | 9,1940 | 1,5133 | 84,20 | 7,8755 | 1,9466 | 0,58706 | 31,463 | 15,6466 | 245,18 | 3,4531 |
| 13 Μαΐου 03 | 1,1518 | 134,41 | 7,4243 | 0,71650 | 9,1850 | 1,5165 | 84,02 | 7,8740 | 1,9465 | 0,58696 | 31,478 | 15,6466 | 244,68 | 3,4529 |
| 14 Μαΐου 03 | 1,1499 | 134,25 | 7,4244 | 0,71180 | 9,1785 | 1,5129 | 83,89 | 7,8730 | 1,9464 | 0,58654 | 31,515 | 15,6466 | 244,81 | 3,4528 |
| 15 Μαΐου 03 | 1,1458 | 132,85 | 7,4243 | 0,70720 | 9,1578 | 1,5103 | 83,78 | 7,8490 | 1,9461 | 0,58644 | 31,385 | 15,6466 | 244,75 | 3,4529 |
| 16 Μαΐου 03 | 1,1492 | 133,53 | 7,4238 | 0,70650 | 9,1490 | 1,5074 | 83,83 | 7,8540 | 1,9462 | 0,58637 | 31,293 | 15,6466 | 245,12 | 3,4530 |
| 19 Μαΐου 03 | 1,1652 | 135,93 | 7,4243 | 0,71320 | 9,1869 | 1,5135 | 85,29 | 7,9200 | 1,9468 | 0,58637 | 31,372 | 15,6466 | 245,21 | 3,4526 |
| 20 Μαΐου 03 | 1,1644 | 136,36 | 7,4244 | 0,71300 | 9,1700 | 1,5123 | 85,76 | 7,9305 | 1,9466 | 0,58637 | 31,470 | 15,6466 | 245,11 | 3,4530 |
| 21 Μαΐου 03 | 1,1689 | 136,95 | 7,4243 | 0,71160 | 9,1830 | 1,5077 | 85,44 | 7,8415 | 1,9464 | 0,58644 | 31,443 | 15,6466 | 245,88 | 3,4524 |
| 22 Μαΐου 03 | 1,1720 | 137,10 | 7,4243 | 0,71630 | 9,1478 | 1,5124 | 84,76 | 7,8475 | 1,9464 | 0,58637 | 31,380 | 15,6466 | 245,85 | 3,4524 |
| 23 Μαΐου 03 | 1,1790 | 137,87 | 7,4242 | 0,72010 | 9,1679 | 1,5216 | 84,04 | 7,8790 | 1,9465 | 0,58641 | 31,410 | 15,6466 | 246,07 | 3,4524 |
| 26 Μαΐου 03 | 1,1813 | 138,53 | 7,4246 | 0,72100 | 9,1984 | 1,5262 | 84,79 | 7,8680 | 1,9463 | 0,58661 | 31,395 | 15,6466 | 245,98 | 3,4525 |
| 27 Μαΐου 03 | 1,1901 | 138,93 | 7,4243 | 0,72350 | 9,1930 | 1,5279 | 85,27 | 7,8600 | 1,9461 | 0,58675 | 31,412 | 15,6466 | 245,82 | 3,4523 |
| 28 Μαΐου 03 | 1,1738 | 138,86 | 7,4242 | 0,71840 | 9,1535 | 1,5237 | 85,08 | 7,8755 | 1,9460 | 0,58675 | 31,340 | 15,6466 | 246,38 | 3,4522 |
| 29 Μαΐου 03 | 1,1756 | 139,53 | 7,4241 | 0,71580 | 9,1625 | 1,5288 | 85,03 | 7,8793 | 1,9464 | 0,58685 | 31,378 | 15,6466 | 249,92 | 3,4527 |
| 30 Μαΐου 03 | 1,1822 | 140,31 | 7,4244 | 0,71960 | 9,1500 | 1,5277 | 84,77 | 7,8785 | 1,9465 | 0,58703 | 31,333 | 15,6466 | 249,73 | 3,4523 |
| 2 Ιούν. 03 | 1,1672 | 138,65 | 7,4244 | 0,71750 | 9,1128 | 1,5277 | 84,45 | 7,8695 | 1,9463 | 0,58716 | 31,362 | 15,6466 | 252,12 | 3,4523 |
| 3 Ιούν. 03 | 1,1723 | 139,45 | 7,4246 | 0,71730 | 9,1250 | 1,5364 | 85,13 | 7,9650 | 1,9464 | 0,58713 | 31,310 | 15,6466 | 253,75 | 3,4524 |
| 4 Ιούν. 03 | 1,1691 | 138,60 | 7,4248 | 0,71720 | 9,1055 | 1,5366 | 85,51 | 8,0780 | 1,9464 | 0,58716 | 31,495 | 15,6466 | 263,50 | 3,4530 |
| 5 Ιούν. 03 | 1,1775 | 139,28 | 7,4243 | 0,71210 | 9,1260 | 1,5437 | 85,50 | 8,1370 | 1,9464 | 0,58658 | 31,400 | 15,6466 | 263,53 | 3,4535 |
| 6 Ιούν. 03 | 1,1813 | 139,28 | 7,4246 | 0,70930 | 9,1254 | 1,5444 | 85,77 | 8,1485 | 1,9467 | 0,58624 | 31,335 | 15,6466 | 260,50 | 3,4532 |
| 9 Ιούν. 03 | 1,1726 | 138,62 | 7,4245 | 0,70830 | 9,1152 | 1,5454 | 85,64 | 8,1565 | 1,9464 | 0,58624 | 31,348 | 15,6466 | 261,55 | 3,4527 |
| 10 Ιούν. 03 | 1,1699 | 138,22 | 7,4246 | 0,70650 | 9,1157 | 1,5422 | 85,65 | 8,2175 | 1,9465 | 0,58624 | 31,305 | 15,6466 | 259,40 | 3,4527 |
| 11 Ιούν. 03 | 1,1748 | 138,40 | 7,4241 | 0,70470 | 9,1060 | 1,5378 | 86,12 | 8,1750 | 1,9463 | 0,58586 | 31,300 | 15,6466 | 257,75 | 3,4525 |
| 12 Ιούν. 03 | 1,1734 | 138,14 | 7,4238 | 0,70220 | 9,0914 | 1,5384 | 86,17 | 8,1950 | 1,9465 | 0,58599 | 31,285 | 15,6466 | 258,45 | 3,4523 |
| 13 Ιούν. 03 | 1,1751 | 138,44 | 7,4243 | 0,70530 | 9,0680 | 1,5487 | 86,62 | 8,1515 | 1,9464 | 0,58634 | 31,245 | 15,6466 | 259,71 | 3,4523 |
| 16 Ιούν. 03 | 1,1854 | 139,43 | 7,4244 | 0,70460 | 9,0940 | 1,5429 | 86,70 | 8,2100 | 1,9462 | 0,58593 | 31,335 | 15,6466 | 261,13 | 3,4525 |
| 17 Ιούν. 03 | 1,1797 | 139,34 | 7,4239 | 0,70200 | 9,0720 | 1,5410 | 86,42 | 8,2120 | 1,9462 | 0,58634 | 31,435 | 15,6466 | 262,70 | 3,4523 |
| 18 Ιούν. 03 | 1,1699 | 138,69 | 7,4241 | 0,69650 | 9,0680 | 1,5463 | 85,92 | 8,1780 | 1,9464 | 0,58634 | 31,415 | 15,6466 | 265,87 | 3,4522 |
| 19 Ιούν. 03 | 1,1655 | 138,52 | 7,4249 | 0,69650 | 9,0773 | 1,5518 | 85,59 | 8,1295 | 1,9462 | 0,58558 | 31,450 | 15,6466 | 266,08 | 3,4528 |
| 20 Ιούν. 03 | 1,1655 | 137,94 | 7,4250 | 0,69660 | 9,0675 | 1,5429 | 86,21 | 8,1580 | 1,9462 | 0,58551 | 31,480 | 15,6466 | 262,07 | 3,4526 |
| 23 Ιούν. 03 | 1,1539 | 136,19 | 7,4252 | 0,69470 | 9,0965 | 1,5343 | 86,65 | 8,1775 | 1,9462 | 0,58514 | 31,495 | 15,6466 | 260,30 | 3,4531 |
| 24 Ιούν. 03 | 1,1565 | 136,33 | 7,4254 | 0,69400 | 9,1450 | 1,5317 | 87,33 | 8,1690 | 1,9461 | 0,58493 | 31,530 | 15,6466 | 260,54 | 3,4528 |
| 25 Ιούν. 03 | 1,1551 | 135,68 | 7,4252 | 0,69150 | 9,1535 | 1,5323 | 87,92 | 8,2400 | 1,9462 | 0,58521 | 31,480 | 15,6466 | 260,73 | 3,4529 |
| 26 Ιούν. 03 | 1,1432 | 135,78 | 7,4257 | 0,68700 | 9,1855 | 1,5394 | 87,27 | 8,2655 | 1,9461 | 0,58500 | 31,470 | 15,6466 | 262,97 | 3,4525 |
| 27 Ιούν. 03 | 1,1413 | 136,76 | 7,4270 | 0,69010 | 9,1828 | 1,5452 | 87,02 | 8,2730 | 1,9462 | 0,58627 | 31,600 | 15,6466 | 266,25 | 3,4528 |
| 30 Ιούν. 03 | 1,1427 | 137,32 | 7,4299 | 0,69320 | 9,2488 | 1,5544 | 87,61 | 8,2935 | 1,9462 | 0,5863 | | | | |

61. Διμερείς συναλλαγματικές ισοτιμίες έναντι του ευρώ* (συνέχεια)
Bilateral exchange rates against the euro* (continued)

| Λατ Λετονίας | Λίρα Μάλτας | Ζλότυ Πολωνίας | Λέι Ρουμανίας | Τόλαρ Σλοβενίας | Κορώνα Σλοβακίας | Λίρα Τουρκίας | Δολάριο Αυστραλίας | Δολάριο Καναδά | Δολάριο Χονγκ Κονγκ | Δολάριο N. Ζηλανδίας | Δολάριο Σιγκαπούρης | Γουόν N. Κορέας | Ραντ N. Αφρικής | Period |
|-----------------|----------------|-------------------|------------------|--------------------|---------------------|------------------|-----------------------|-------------------|------------------------|-------------------------|------------------------|--------------------|--------------------|------------|
| LVL | MTL | PLN | ROL | SIT | SKK | TRL | AUD | CAD | HKD | NZD | SGD | KRW | ZAR | |
| 0,5601 | 0,4030 | 3,6701 | 26011 | 217,9663 | 43,301 | 1102280 | 1,7324 | 1,3867 | 6,9856 | 2,1310 | 1,6043 | 1.154,97 | 7,7158 | 2001: |
| 0,5791 | 0,4098 | 3,8591 | 24591 | 214,4049 | 43,701 | 630116 | 1,6891 | 1,4098 | 7,3182 | 2,1103 | 1,6302 | 1.194,92 | 7,2985 | Jan. 01 |
| 0,5709 | 0,4078 | 3,7671 | 24703 | 215,5474 | 43,710 | 719242 | 1,7236 | 1,4027 | 7,1889 | 2,1184 | 1,6067 | 1.153,81 | 7,2018 | Feb. 01 |
| 0,5678 | 0,4057 | 3,6945 | 24825 | 216,0526 | 43,707 | 884732 | 1,8072 | 1,4167 | 7,0939 | 2,1753 | 1,6114 | 1.173,40 | 7,1709 | Mar. 01 |
| 0,5615 | 0,4027 | 3,5904 | 24870 | 216,3876 | 43,457 | 1088386 | 1,7847 | 1,3903 | 6,9568 | 2,1975 | 1,6165 | 1.183,45 | 7,2107 | Apr. 01 |
| 0,5515 | 0,3992 | 3,4842 | 24918 | 217,3480 | 43,156 | 996257 | 1,6813 | 1,3473 | 6,8182 | 2,0723 | 1,5855 | 1.133,74 | 6,9660 | May 01 |
| 0,5415 | 0,3961 | 3,3878 | 24715 | 217,9364 | 42,773 | 1041520 | 1,6458 | 1,3014 | 6,6549 | 2,0587 | 1,5499 | 1.104,65 | 6,8755 | June 01 |
| 0,5462 | 0,3969 | 3,6171 | 25273 | 218,8028 | 42,625 | 1142682 | 1,6890 | 1,3153 | 6,7130 | 2,1074 | 1,5691 | 1.120,28 | 7,0580 | July 01 |
| 0,5625 | 0,4043 | 3,8243 | 26846 | 219,5067 | 43,119 | 1265762 | 1,7169 | 1,3857 | 7,0236 | 2,0895 | 1,5855 | 1.153,99 | 7,4823 | Aug. 01 |
| 0,5646 | 0,4050 | 3,8468 | 27556 | 219,8310 | 43,545 | 1351150 | 1,8036 | 1,4260 | 7,1063 | 2,1781 | 1,5929 | 1.178,27 | 7,8878 | Sept. 01 |
| 0,5616 | 0,4046 | 3,7465 | 27889 | 220,2144 | 43,594 | 1459174 | 1,7955 | 1,4224 | 7,0655 | 2,1863 | 1,6397 | 1.178,62 | 8,4130 | Oct. 01 |
| 0,5549 | 0,4017 | 3,6348 | 27797 | 220,1049 | 43,134 | 1350364 | 1,7172 | 1,4153 | 6,9284 | 2,1322 | 1,6254 | 1.137,48 | 8,6467 | Nov. 01 |
| 0,5592 | 0,4025 | 3,5881 | 28150 | 219,4587 | 43,090 | 1297972 | 1,7348 | 1,4075 | 6,9595 | 2,1456 | 1,6389 | 1.146,99 | 10,3783 | Dec. 01 |
| 0,5814 | 0,4098 | 3,8625 | 24467 | 213,4667 | 43,859 | 630033 | 1,6845 | 1,4115 | 7,3497 | 2,1365 | 1,6376 | 1.202,37 | 7,1340 | 2 Jan. 01 |
| 0,5843 | 0,4110 | 3,9030 | 24730 | 213,5525 | 43,988 | 632957 | 1,6915 | 1,4266 | 7,4333 | 2,1272 | 1,6505 | 1.211,17 | 7,1313 | 3 Jan. 01 |
| 0,5821 | 0,4104 | 3,8974 | 24572 | 213,4939 | 43,798 | 630930 | 1,6755 | 1,4141 | 7,3770 | 2,1260 | 1,6389 | 1.190,57 | 7,1005 | 4 Jan. 01 |
| 0,5867 | 0,4116 | 3,8900 | 24777 | 213,6771 | 43,861 | 634750 | 1,6734 | 1,4348 | 7,4446 | 2,1139 | 1,6551 | 1.204,87 | 7,1671 | 7 Jan. 01 |
| 0,5851 | 0,4107 | 3,8870 | 24733 | 213,8375 | 43,855 | 632633 | 1,6745 | 1,4212 | 7,4075 | 2,1087 | 1,6416 | 1.202,46 | 7,1840 | 8 Jan. 01 |
| 0,5802 | 0,4095 | 3,8857 | 24527 | 213,8350 | 43,605 | 629467 | 1,6767 | 1,4063 | 7,3326 | 2,1139 | 1,6285 | 1.206,88 | 7,2218 | 9 Jan. 01 |
| 0,5804 | 0,4095 | 3,9098 | 24550 | 214,1316 | 43,570 | 630400 | 1,6847 | 1,4082 | 7,3412 | 2,0997 | 1,6325 | 1.192,31 | 7,4072 | 10 Jan. 01 |
| 0,5847 | 0,4113 | 3,9220 | 24900 | 214,3259 | 43,570 | 635100 | 1,7050 | 1,4259 | 7,4277 | 2,1154 | 1,6530 | 1.217,13 | 7,5223 | 11 Jan. 01 |
| 0,5851 | 0,4124 | 3,9100 | 24973 | 214,6557 | 43,621 | 635900 | 1,7003 | 1,4244 | 7,4448 | 2,1152 | 1,6540 | 1.223,19 | 7,4642 | 14 Jan. 01 |
| 0,5811 | 0,4109 | 3,8730 | 24700 | 214,6146 | 43,609 | 631067 | 1,7048 | 1,4170 | 7,3535 | 2,1234 | 1,6369 | 1.212,25 | 7,4363 | 15 Jan. 01 |
| 0,5805 | 0,4110 | 3,8546 | 24684 | 214,6781 | 43,581 | 631283 | 1,6928 | 1,4141 | 7,3411 | 2,1108 | 1,6328 | 1.207,37 | 7,3578 | 16 Jan. 01 |
| 0,5790 | 0,4101 | 3,8565 | 24635 | 214,4286 | 43,901 | 630533 | 1,6875 | 1,4164 | 7,3286 | 2,0980 | 1,6281 | 1.200,81 | 7,3245 | 17 Jan. 01 |
| 0,5806 | 0,4106 | 3,8680 | 24744 | 214,5294 | 43,721 | 632233 | 1,6930 | 1,4196 | 7,3345 | 2,1052 | 1,6354 | 1.207,47 | 7,4480 | 18 Jan. 01 |
| 0,5798 | 0,4105 | 3,8522 | 24715 | 214,5422 | 43,653 | 630850 | 1,6817 | 1,4185 | 7,3315 | 2,0964 | 1,6336 | 1.200,85 | 7,4307 | 21 Jan. 01 |
| 0,5757 | 0,4093 | 3,8550 | 24468 | 214,7986 | 43,670 | 627517 | 1,6816 | 1,4023 | 7,2456 | 2,0827 | 1,6120 | 1.183,08 | 7,3229 | 22 Jan. 01 |
| 0,5806 | 0,4106 | 3,8532 | 24773 | 214,6993 | 43,723 | 631717 | 1,6945 | 1,4157 | 7,3372 | 2,1009 | 1,6382 | 1.198,92 | 7,3986 | 23 Jan. 01 |
| 0,5750 | 0,4087 | 3,8164 | 24517 | 214,8260 | 43,617 | 627433 | 1,6889 | 1,4059 | 7,2489 | 2,0925 | 1,6184 | 1.183,13 | 7,3248 | 24 Jan. 01 |
| 0,5684 | 0,4065 | 3,8027 | 24172 | 214,8543 | 43,602 | 622533 | 1,6817 | 1,3861 | 7,1335 | 2,1081 | 1,5934 | 1.165,20 | 7,2070 | 25 Jan. 01 |
| 0,5718 | 0,4076 | 3,8131 | 24237 | 214,8674 | 43,633 | 626100 | 1,7043 | 1,3878 | 7,1974 | 2,1211 | 1,6115 | 1.181,32 | 7,2993 | 28 Jan. 01 |
| 0,5707 | 0,4070 | 3,7988 | 24321 | 214,9164 | 43,666 | 625017 | 1,6925 | 1,3825 | 7,1702 | 2,1110 | 1,6056 | 1.162,91 | 7,2429 | 29 Jan. 01 |
| 0,5707 | 0,4070 | 3,7923 | 24366 | 214,9908 | 43,688 | 625533 | 1,6882 | 1,3809 | 7,1731 | 2,1096 | 1,6074 | 1.163,88 | 7,2380 | 30 Jan. 01 |
| 0,5753 | 0,4090 | 3,7970 | 24445 | 215,1859 | 43,633 | 628563 | 1,7034 | 1,3954 | 7,2477 | 2,1113 | 1,6194 | 1.170,17 | 7,2044 | 31 Jan. 01 |
| 0,5798 | 0,4104 | 3,8097 | 25028 | 215,4743 | 43,710 | 633850 | 1,6962 | 1,4075 | 7,3356 | 2,1037 | 1,6381 | 1.181,86 | 7,2873 | 1 Feb. 01 |
| 0,5799 | 0,4103 | 3,7938 | 25008 | 215,5641 | 43,753 | 634167 | 1,6959 | 1,4046 | 7,3362 | 2,0895 | 1,6342 | 1.174,46 | 7,2763 | 2 Feb. 01 |
| 0,5805 | 0,4108 | 3,7952 | 25023 | 215,5753 | 43,710 | 635100 | 1,7057 | 1,4107 | 7,3506 | 2,1321 | 1,6417 | 1.189,91 | 7,3302 | 5 Feb. 01 |
| 0,5759 | 0,4094 | 3,7949 | 24750 | 215,5621 | 43,673 | 631650 | 1,7005 | 1,4084 | 7,2709 | 2,1105 | 1,6247 | 1.172,71 | 7,2675 | 6 Feb. 01 |
| 0,5765 | 0,4097 | 3,7870 | 24963 | 215,5731 | 43,732 | 632917 | 1,7030 | 1,4092 | 7,2734 | 2,1062 | 1,6302 | 1.178,91 | 7,2945 | 7 Feb. 01 |
| 0,5714 | 0,4081 | 3,7696 | 24557 | 215,5427 | 43,688 | 629017 | 1,6980 | 1,3916 | 7,1914 | 2,1010 | 1,6097 | 1.165,87 | 7,3626 | 8 Feb. 01 |
| 0,5728 | 0,4085 | 3,7877 | 24657 | 215,5646 | 43,663 | 628133 | 1,7170 | 1,3931 | 7,1964 | 2,1080 | 1,6123 | 1.163,99 | 7,2783 | 9 Feb. 01 |
| 0,5754 | 0,4094 | 3,7863 | 24805 | 215,6325 | 43,591 | 632000 | 1,7285 | 1,4064 | 7,2442 | 2,1276 | 1,6223 | 1.174,47 | 7,2888 | 12 Feb. 01 |
| 0,5742 | 0,4090 | 3,7791 | 24817 | 215,5766 | 43,612 | 631613 | 1,7252 | 1,4145 | 7,2343 | 2,1256 | 1,6181 | 1.163,69 | 7,2900 | 13 Feb. 01 |
| 0,5688 | 0,4068 | 3,7538 | 24559 | 215,6163 | 43,665 | 627433 | 1,7326 | 1,3969 | 7,1586 | 2,1277 | 1,6019 | 1.148,63 | 7,2529 | 14 Feb. 01 |
| 0,5642 | 0,4056 | 3,7314 | 24372 | 215,6559 | 43,690 | 624233 | 1,7332 | 1,3901 | 7,0897 | 2,1398 | 1,5847 | 1.133,75 | 7,1266 | 15 Feb. 01 |
| 0,5653 | 0,4059 | 3,7328 | 24472 | 215,5735 | 43,752 | 626500 | 1,7263 | 1,3991 | 7,1078 | 2,1260 | 1,5832 | 1.131,79 | 7,1950 | 16 Feb. 01 |
| 0,5707 | 0,4078 | 3,7700 | 24750 | 215,3865 | 43,750 | 630533 | 1,7405 | 1,4202 | 7,1860 | 2,1355 | 1,6009 | 1.148,77 | 7,1222 | 19 Feb. 01 |
| 0,5644 | 0,4057 | 3,7305 | 24416 | 215,6414 | 43,680 | 630067 | 1,7316 | 1,3928 | 7,0744 | 2,1241 | 1,5779 | 1.118,56 | 7,0645 | 20 Feb. 01 |
| 0,5676 | 0,4068 | 3,7736 | 24604 | 215,5385 | 43,671 | 624367 | 1,7362 | 1,4097 | 7,1336 | 2,1327 | 1,5956 | 1.132,00 | 7,1155 | 21 Feb. 01 |
| 0,5632 | 0,4048 | 3,7645 | 24429 | 215,5925 | 43,805 | 1050000 | 1,7341 | 1,3916 | 7,0635 | 2,1196 | 1,5800 | 1.127,02 | 7,0954 | 22 Feb. 01 |
| 0,5632 | 0,4050 | 3,7506 | 24455 | 215,4756 | 43,765 | 1052750 | 1,7360 | 1,3937 | 7,0696 | 2,1095 | 1,5819 | 1.131,78 | 7,1219 | 23 Feb. 01 |
| 0,5644 | 0,4056 | 3,7440 | 24613 | 215,5435 | 43,770 | 963500 | 1,7338 | 1,3969 | 7,1018 | 2,0955 | 1,5879 | 1.136,30 | 7,0746 | 26 Feb. 01 |
| 0,5673 | 0,4073 | 3,7505 | 24754 | 215,5218 | 43,723 | 935000 | 1,7428 | 1,4012 | 7,1469 | 2,1125 | 1,5958 | 1.142,31 | 7,0943 | 27 Feb. 01 |
| 0,5719 | 0,4089 | 3,7367 | 25018 | 215,3369 | 43,793 | 932000 | 1,7557 | 1,4151 | 7,2133 | 2,1415 | 1,6121 | 1.159,51 | 7,0978 | 28 Feb. 01 |

* Units of national currency per euro.

Irrevocably fixed conversion rates between the euro and the currencies of the euro area Member States

| | | |
|---------------------------------------|--------------------------------------|---------------------------------------|
| 1 euro = 40,3399 Belgian francs (BEF) | 1 euro = 6,55957 French francs (FRF) | 1 euro = 2,03771 Dutch guilder (NLG) |
| » = 1,95583 Deutsche marks (DEM) | » = 0,787564 Irish pounds (IEP) | » = 13,7603 Austrian schillings (ATS) |
| » = 340,750 Greek drachmas (GRD) | » = 1,936,27 Italian liras (ITL) | » = 200,482 Portuguese escudos (PTE) |
| » = 166,386 Spanish pesetas (ESP) | » = 40,3399 Luxembourg francs (LUF) | » = 5,94573 Finnish markka (FIM) |

Source: Bank of Greece and European Central Bank.

61. Διμερείς συναλλαγματικές ισοτιμίες έναντι του ευρώ* (συνέχεια)
Bilateral exchange rates against the euro* (continued)

| Λατ Λετονίας | Λίρα Μάλτας | Ζλότυ Πολωνίας | Λέι Ρουμανίας | Τόλαρ Σλοβενίας | Κορώνα Σλοβακίας | Λίρα Τουρκίας | Δολάριο Αυστραλίας | Δολάριο Καναδά | Δολάριο Χονγκ Κονγκ | Δολάριο Ν. Ζηλανδίας | Δολάριο Σιγκαπούρης | Γουόν Ν. Κορέας | Ραντ Ν. Αφρικής | Period |
|-----------------|-----------------|-------------------|------------------|--------------------|---------------------|------------------|-----------------------|--------------------|------------------------|-------------------------|------------------------|--------------------|--------------------|--------------|
| Latvian lats | Maltese lira | Polish zloty | Romanian leu | Slovenian tolar | Slovak koruna | Turkish lira | Australian dollar | Canadian dollar | Hong Kong dollar | N. Zealand dollar | Singapore dollar | Korean won | S. African rand | |
| LVL | MTL | PLN | ROL | SIT | SKK | TRL | AUD | CAD | HKD | NZD | SGD | KRW | ZAR | |
| 0,5601 | 0,4030 | 3,6701 | 26011 | 217,9663 | 43,301 | 1102280 | 1,7324 | 1,3867 | 6,9856 | 2,1310 | 1,6043 | 1.154,97 | 7,7158 | 2001: |
| 0,5791 | 0,4098 | 3,8591 | 24591 | 214,4049 | 43,701 | 630116 | 1,6891 | 1,4098 | 7,3182 | 2,1103 | 1,6302 | 1.194,92 | 7,2985 | Jan. 01 |
| 0,5709 | 0,4078 | 3,7671 | 24703 | 215,5474 | 43,710 | 719242 | 1,7236 | 1,4027 | 7,1889 | 2,1184 | 1,6067 | 1.153,81 | 7,2018 | Feb. 01 |
| 0,5678 | 0,4057 | 3,6945 | 24825 | 216,0526 | 43,707 | 884732 | 1,8072 | 1,4167 | 7,0939 | 2,1753 | 1,6114 | 1.173,40 | 7,1709 | Mar. 01 |
| 0,5615 | 0,4027 | 3,5904 | 24870 | 216,3876 | 43,457 | 1088386 | 1,7847 | 1,3903 | 6,9568 | 2,1975 | 1,6165 | 1.183,45 | 7,2107 | Apr. 01 |
| 0,5515 | 0,3992 | 3,4842 | 24918 | 217,3480 | 43,156 | 996257 | 1,6813 | 1,3473 | 6,8182 | 2,0723 | 1,5855 | 1.133,74 | 6,9660 | May 01 |
| 0,5415 | 0,3961 | 3,3878 | 24715 | 217,9364 | 42,773 | 1041520 | 1,6458 | 1,3014 | 6,6549 | 2,0587 | 1,5499 | 1.104,65 | 6,8755 | June 01 |
| 0,5462 | 0,3969 | 3,6171 | 25273 | 218,8028 | 42,625 | 1142682 | 1,6890 | 1,3153 | 6,7130 | 2,1074 | 1,5691 | 1.120,28 | 7,0580 | July 01 |
| 0,5625 | 0,4043 | 3,8243 | 26846 | 219,5067 | 43,119 | 1265762 | 1,7169 | 1,3857 | 7,0236 | 2,0895 | 1,5855 | 1.153,99 | 7,4823 | Aug. 01 |
| 0,5646 | 0,4050 | 3,8468 | 27556 | 219,8310 | 43,545 | 1351150 | 1,8036 | 1,4260 | 7,1063 | 2,1781 | 1,5929 | 1.178,27 | 7,8878 | Sept. 01 |
| 0,5616 | 0,4046 | 3,7465 | 27889 | 220,2144 | 43,594 | 1459174 | 1,7955 | 1,4224 | 7,0655 | 2,1863 | 1,6397 | 1.178,62 | 8,4130 | Oct. 01 |
| 0,5549 | 0,4017 | 3,6348 | 27797 | 220,1049 | 43,134 | 1350364 | 1,7172 | 1,4153 | 6,9284 | 2,1322 | 1,6254 | 1.137,48 | 8,6467 | Nov. 01 |
| 0,5592 | 0,4025 | 3,5881 | 28150 | 219,4587 | 43,090 | 1297972 | 1,7348 | 1,4075 | 6,9595 | 2,1456 | 1,6389 | 1.146,99 | 10,3783 | Dec. 01 |
| 0,5731 | 0,4092 | 3,7293 | 25130 | 215,4850 | 43,785 | 886405 | 1,7554 | 1,4273 | 7,2296 | 2,1429 | 1,6179 | 1.168,82 | 7,1604 | 1 Mar. 01 |
| 0,5769 | 0,4097 | 3,7207 | 25390 | 215,6325 | 43,845 | 879033 | 1,7745 | 1,4488 | 7,3030 | 2,1453 | 1,6365 | 1.186,29 | 7,2633 | 2 Mar. 01 |
| 0,5744 | 0,4086 | 3,7137 | 25253 | 215,7575 | 43,900 | 850000 | 1,7812 | 1,4362 | 7,2579 | 2,1537 | 1,6314 | 1.184,34 | 7,1877 | 5 Mar. 01 |
| 0,5728 | 0,4083 | 3,6954 | 25189 | 215,7347 | 43,834 | 820947 | 1,7903 | 1,4314 | 7,2376 | 2,1645 | 1,6273 | 1.174,16 | 7,2817 | 6 Mar. 01 |
| 0,5752 | 0,4091 | 3,6802 | 25273 | 215,9824 | 43,843 | 880000 | 1,8137 | 1,4395 | 7,2592 | 2,1917 | 1,6352 | 1.185,25 | 7,3232 | 7 Mar. 01 |
| 0,5752 | 0,4089 | 3,7012 | 25300 | 215,8215 | 43,770 | 880000 | 1,8321 | 1,4451 | 7,2632 | 2,2165 | 1,6365 | 1.186,12 | 7,2354 | 8 Mar. 01 |
| 0,5771 | 0,4098 | 3,7182 | 25390 | 215,9898 | 43,708 | 862333 | 1,8268 | 1,4463 | 7,2981 | 2,2054 | 1,6434 | 1.187,40 | 7,2155 | 9 Mar. 01 |
| 0,5741 | 0,4085 | 3,6997 | 25250 | 216,0792 | 43,679 | 860000 | 1,8253 | 1,4358 | 7,2318 | 2,2137 | 1,6320 | 1.185,89 | 7,1742 | 12 Mar. 01 |
| 0,5716 | 0,4077 | 3,7440 | 25300 | 216,2351 | 43,750 | 866667 | 1,8293 | 1,4287 | 7,1774 | 2,2103 | 1,6193 | 1.173,26 | 7,1914 | 13 Mar. 01 |
| 0,5709 | 0,4069 | 3,7466 | 25003 | 216,1227 | 43,733 | 906667 | 1,8386 | 1,4202 | 7,1615 | 2,2048 | 1,6183 | 1.172,54 | 7,2131 | 14 Mar. 01 |
| 0,5674 | 0,4052 | 3,6987 | 24716 | 216,2750 | 43,705 | 929845 | 1,8353 | 1,4130 | 7,0697 | 2,2044 | 1,6043 | 1.164,72 | 7,1447 | 15 Mar. 01 |
| 0,5621 | 0,4034 | 3,6982 | 24420 | 216,1492 | 43,713 | 906667 | 1,8112 | 1,4008 | 6,9779 | 2,1782 | 1,5896 | 1.154,16 | 7,0617 | 16 Mar. 01 |
| 0,5643 | 0,4047 | 3,7225 | 24562 | 216,4137 | 43,738 | 920617 | 1,7960 | 1,4098 | 7,0162 | 2,1378 | 1,5882 | 1.166,78 | 7,1633 | 19 Mar. 01 |
| 0,5661 | 0,4051 | 3,7093 | 24647 | 216,2636 | 43,683 | 876833 | 1,8097 | 1,4120 | 7,0349 | 2,1657 | 1,6001 | 1.168,99 | 7,2160 | 20 Mar. 01 |
| 0,5656 | 0,4045 | 3,6966 | 24580 | 216,2497 | 43,643 | 881300 | 1,8057 | 1,4138 | 7,0115 | 2,1590 | 1,6032 | 1.171,40 | 7,1830 | 21 Mar. 01 |
| 0,5612 | 0,4030 | 3,6925 | 24400 | 216,3283 | 43,598 | 878500 | 1,8126 | 1,3975 | 6,9323 | 2,1549 | 1,5900 | 1.175,57 | 7,1694 | 22 Mar. 01 |
| 0,5621 | 0,4033 | 3,6862 | 24497 | 216,0762 | 43,613 | 889567 | 1,8117 | 1,3973 | 6,9589 | 2,1512 | 1,5920 | 1.167,89 | 7,1002 | 23 Mar. 01 |
| 0,5625 | 0,4030 | 3,6772 | 24530 | 216,1516 | 43,583 | 879627 | 1,8075 | 1,3952 | 6,9691 | 2,1827 | 1,6020 | 1.171,07 | 7,1042 | 26 Mar. 01 |
| 0,5634 | 0,4034 | 3,6820 | 24591 | 216,1050 | 43,515 | 863667 | 1,7995 | 1,3962 | 6,9825 | 2,1683 | 1,6073 | 1.173,26 | 7,1460 | 27 Mar. 01 |
| 0,5586 | 0,4017 | 3,6438 | 24375 | 215,8396 | 43,614 | 881333 | 1,7919 | 1,3935 | 6,9104 | 2,1583 | 1,5920 | 1.152,69 | 7,0903 | 28 Mar. 01 |
| 0,5580 | 0,4006 | 3,6157 | 24302 | 216,2483 | 43,630 | 964667 | 1,7941 | 1,3884 | 6,8948 | 2,1511 | 1,5912 | 1.168,65 | 7,0693 | 29 Mar. 01 |
| 0,5588 | 0,4012 | 3,6062 | 24330 | 216,2158 | 43,663 | 899433 | 1,8158 | 1,3904 | 6,8882 | 2,1962 | 1,5929 | 1.175,54 | 7,0656 | 30 Mar. 01 |
| 0,5569 | 0,4003 | 3,5948 | 24203 | 216,2249 | 43,668 | 965000 | 1,8165 | 1,3808 | 6,8407 | 2,2010 | 1,5917 | 1.182,47 | 7,0615 | 2 Apr. 01 |
| 0,5602 | 0,4018 | 3,6011 | 24398 | 216,2251 | 43,560 | 1096667 | 1,8304 | 1,3974 | 6,8980 | 2,2099 | 1,6040 | 1.189,65 | 7,1777 | 3 Apr. 01 |
| 0,5684 | 0,4049 | 3,6532 | 24942 | 216,1913 | 43,569 | 1104667 | 1,8549 | 1,4208 | 7,0436 | 2,2312 | 1,6402 | 1.235,58 | 7,2841 | 4 Apr. 01 |
| 0,5670 | 0,4047 | 3,6243 | 24963 | 216,2156 | 43,570 | 1103500 | 1,8360 | 1,4204 | 7,0343 | 2,2269 | 1,6310 | 1.217,25 | 7,2509 | 5 Apr. 01 |
| 0,5639 | 0,4036 | 3,6005 | 24758 | 216,1859 | 43,540 | 1056667 | 1,8189 | 1,4075 | 6,9717 | 2,2175 | 1,6222 | 1.199,84 | 7,2434 | 6 Apr. 01 |
| 0,5670 | 0,4041 | 3,6075 | 25005 | 216,1567 | 43,475 | 1106333 | 1,8248 | 1,4095 | 7,0331 | 2,2302 | 1,6381 | 1.207,51 | 7,2618 | 9 Apr. 01 |
| 0,5635 | 0,4027 | 3,5977 | 24815 | 216,1953 | 43,398 | 1150000 | 1,8063 | 1,3949 | 6,9767 | 2,2290 | 1,6215 | 1.192,37 | 7,2106 | 10 Apr. 01 |
| 0,5587 | 0,4011 | 3,5795 | 24545 | 216,3326 | 43,409 | 1140000 | 1,7635 | 1,3765 | 6,8948 | 2,1856 | 1,5978 | 1.171,30 | 7,0899 | 11 Apr. 01 |
| 0,5587 | 0,4011 | 3,5618 | 24600 | 216,3981 | 43,341 | 1124667 | 1,7425 | 1,3790 | 6,9015 | 2,1785 | 1,5928 | 1.164,57 | 7,1045 | 12 Apr. 01 |
| 0,5562 | 0,3998 | 3,5502 | 24530 | 216,4722 | 43,370 | 1068110 | 1,7404 | 1,3727 | 6,8566 | 2,1725 | 1,5901 | 1.164,37 | 7,1350 | 17 Apr. 01 |
| 0,5543 | 0,4002 | 3,5377 | 24522 | 216,4819 | 43,323 | 1105567 | 1,7676 | 1,3770 | 6,8466 | 2,1805 | 1,5839 | 1.154,31 | 7,1457 | 18 Apr. 01 |
| 0,5556 | 0,4008 | 3,5480 | 24722 | 216,4954 | 43,280 | 1069037 | 1,7422 | 1,3731 | 6,8845 | 2,1760 | 1,5924 | 1.145,74 | 7,2225 | 19 Apr. 01 |
| 0,5637 | 0,4037 | 3,5972 | 25167 | 216,4479 | 43,405 | 1104000 | 1,7437 | 1,3891 | 7,0108 | 2,1885 | 1,6320 | 1.180,26 | 7,3354 | 20 Apr. 01 |
| 0,5637 | 0,4040 | 3,6402 | 25217 | 216,3992 | 43,421 | 1104283 | 1,7794 | 1,3912 | 7,0207 | 2,1980 | 1,6291 | 1.182,86 | 7,3500 | 23 Apr. 01 |
| 0,5614 | 0,4035 | 3,6233 | 25149 | 216,4589 | 43,428 | 1121333 | 1,7823 | 1,3896 | 6,9981 | 2,2044 | 1,6268 | 1.172,32 | 7,2798 | 24 Apr. 01 |
| 0,5609 | 0,4035 | 3,5986 | 25146 | 216,4737 | 43,450 | 1075833 | 1,7750 | 1,3804 | 6,9781 | 2,1863 | 1,6258 | 1.170,09 | 7,2464 | 25 Apr. 01 |
| 0,5639 | 0,4041 | 3,6025 | 25348 | 216,7356 | 43,449 | 1116667 | 1,7747 | 1,3922 | 7,0295 | 2,1903 | 1,6370 | 1.186,56 | 7,2769 | 26 Apr. 01 |
| 0,5653 | 0,4044 | 3,5732 | 25443 | 216,6871 | 43,575 | 1050000 | 1,7631 | 1,3929 | 7,0374 | 2,1828 | 1,6417 | 1.197,35 | 7,2165 | 27 Apr. 01 |
| 0,5591 | 0,4024 | 3,5254 | 25060 | 216,5875 | 43,450 | 1017000 | 1,7476 | 1,3700 | 6,9223 | 2,1637 | 1,6157 | 1.171,19 | 7,1101 | 30 Apr. 01 |

* Units of national currency per euro.

Irrevocably fixed conversion rates between the euro and the currencies of the euro area Member States

| | | |
|--|---|---|
| 1 euro = 40,3399 Belgian francs (BEF) | 1 euro = 6,55957 French francs (FRF) | 1 euro = 2,20371 Dutch guilder (NLG) |
| » = 1,95583 Deutsche marks (DEM) | » = 0,787564 Irish pounds (IEP) | » = 13,7603 Austrian schillings (ATS) |
| » = 340,750 Greek drachmas (GRD) | » = 1,936,27 Italian liras (ITL) | » = 200,482 Portuguese escudos (PTE) |
| » = 166,386 Spanish pesetas (ESP) | » = 40,3399 Luxembourg francs (LUF) | » = 5,94573 Finnish markka (FIM) |

Source: Bank of Greece and European Central Bank.

61. Διμερείς συναλλαγματικές ισοτιμίες έναντι του ευρώ* (συνέχεια)
Bilateral exchange rates against the euro* (continued)

| Λατ Λετονίας | Λίρα Μάλτας | Ζλότυ Πολωνίας | Λέι Ρουμανίας | Τόλαρ Σλοβενίας | Κορώνα Σλοβακίας | Λίρα Τουρκίας | Δολάριο Αυστραλίας | Δολάριο Καναδά | Δολάριο Χονγκ Κονγκ | Δολάριο N. Ζηλανδίας | Δολάριο Σιγκαπούρης | Γουόν N. Κορέας | Ραντ N. Αφρικής | Period |
|-----------------|----------------|-------------------|------------------|--------------------|---------------------|------------------|-----------------------|-------------------|------------------------|-------------------------|------------------------|--------------------|--------------------|--------------|
| LVL | MTL | PLN | ROL | SIT | SKK | TRL | AUD | CAD | HKD | NZD | SGD | KRW | ZAR | |
| 0,5601 | 0,4030 | 3,6701 | 26011 | 217,9663 | 43,301 | 1102280 | 1,7324 | 1,3867 | 6,9856 | 2,1310 | 1,6043 | 1.154,97 | 7,7158 | 2001: |
| 0,5791 | 0,4098 | 3,8591 | 24591 | 214,4049 | 43,701 | 630116 | 1,6891 | 1,4098 | 7,3182 | 2,1103 | 1,6302 | 1.194,92 | 7,2985 | Jan. 01 |
| 0,5709 | 0,4078 | 3,7671 | 24703 | 215,5474 | 43,710 | 719242 | 1,7236 | 1,4027 | 7,1889 | 2,1184 | 1,6067 | 1.153,81 | 7,2018 | Feb. 01 |
| 0,5678 | 0,4057 | 3,6945 | 24825 | 216,0526 | 43,707 | 884732 | 1,8072 | 1,4167 | 7,0939 | 2,1753 | 1,6114 | 1.173,40 | 7,1709 | Mar. 01 |
| 0,5615 | 0,4027 | 3,5904 | 24870 | 216,3876 | 43,457 | 1088386 | 1,7847 | 1,3903 | 6,9568 | 2,1975 | 1,6165 | 1.183,45 | 7,2107 | Apr. 01 |
| 0,5515 | 0,3992 | 3,4842 | 24918 | 217,3480 | 43,156 | 996257 | 1,6813 | 1,3473 | 6,8182 | 2,0723 | 1,5855 | 1.133,74 | 6,9660 | May 01 |
| 0,5415 | 0,3961 | 3,3878 | 24715 | 217,9364 | 42,773 | 1041520 | 1,6458 | 1,3014 | 6,6549 | 2,0587 | 1,5499 | 1.104,65 | 6,8755 | June 01 |
| 0,5462 | 0,3969 | 3,6171 | 25273 | 218,8028 | 42,625 | 1142682 | 1,6890 | 1,3153 | 6,7130 | 2,1074 | 1,5691 | 1.120,28 | 7,0580 | July 01 |
| 0,5625 | 0,4043 | 3,8243 | 26846 | 219,5067 | 43,119 | 1265762 | 1,7169 | 1,3857 | 7,0236 | 2,0895 | 1,5855 | 1.153,99 | 7,4823 | Aug. 01 |
| 0,5646 | 0,4050 | 3,8468 | 27556 | 219,8310 | 43,545 | 1351150 | 1,8036 | 1,4260 | 7,1063 | 2,1781 | 1,5929 | 1.178,27 | 7,8878 | Sept. 01 |
| 0,5616 | 0,4046 | 3,7465 | 27889 | 220,2144 | 43,594 | 1459174 | 1,7955 | 1,4224 | 7,0655 | 2,1863 | 1,6397 | 1.178,62 | 8,4130 | Oct. 01 |
| 0,5549 | 0,4017 | 3,6348 | 27797 | 220,1049 | 43,134 | 1350364 | 1,7172 | 1,4153 | 6,9284 | 2,1322 | 1,6254 | 1.137,48 | 8,6467 | Nov. 01 |
| 0,5592 | 0,4025 | 3,5881 | 28150 | 219,4587 | 43,090 | 1297972 | 1,7348 | 1,4075 | 6,9595 | 2,1456 | 1,6389 | 1.146,99 | 10,3783 | Dec. 01 |
| 0,5598 | 0,4026 | 3,5283 | 25167 | 216,5883 | 43,448 | 1130000 | 1,7158 | 1,3641 | 6,9469 | 2,1109 | 1,6171 | 1.163,70 | 7,1533 | 2 May 01 |
| 0,5593 | 0,4024 | 3,5243 | 25182 | 216,5632 | 43,357 | 1039000 | 1,7078 | 1,3656 | 6,9436 | 2,1117 | 1,6208 | 1.152,94 | 7,1833 | 3 May 01 |
| 0,5607 | 0,4029 | 3,5347 | 25285 | 216,4874 | 43,252 | 1020720 | 1,7157 | 1,3686 | 6,9718 | 2,1145 | 1,6294 | 1.154,92 | 7,2040 | 4 May 01 |
| 0,5600 | 0,4023 | 3,5210 | 25258 | 216,5919 | 43,243 | 1011383 | 1,7200 | 1,3686 | 6,9563 | 2,1158 | 1,6238 | 1.156,44 | 7,1686 | 7 May 01 |
| 0,5582 | 0,4015 | 3,5002 | 25120 | 217,2649 | 43,259 | 1015000 | 1,7051 | 1,3677 | 6,9151 | 2,1002 | 1,6180 | 1.155,24 | 7,1030 | 8 May 01 |
| 0,5567 | 0,4015 | 3,4942 | 25011 | 217,4417 | 43,253 | 1021600 | 1,6948 | 1,3602 | 6,8848 | 2,0870 | 1,6080 | 1.149,10 | 7,0274 | 9 May 01 |
| 0,5576 | 0,4022 | 3,5213 | 25280 | 217,3868 | 43,258 | 1015800 | 1,6923 | 1,3627 | 6,9028 | 2,0870 | 1,6072 | 1.155,81 | 6,9980 | 10 May 01 |
| 0,5538 | 0,4004 | 3,4925 | 24920 | 217,4582 | 43,243 | 1009000 | 1,6742 | 1,3529 | 6,8427 | 2,0625 | 1,5897 | 1.137,86 | 6,9844 | 11 May 01 |
| 0,5526 | 0,3999 | 3,5173 | 24870 | 217,4656 | 43,228 | 999700 | 1,6907 | 1,3580 | 6,8210 | 2,0898 | 1,5892 | 1.134,58 | 6,9894 | 14 May 01 |
| 0,5534 | 0,4003 | 3,5198 | 24963 | 217,4657 | 43,188 | 998500 | 1,6962 | 1,3621 | 6,8390 | 2,1021 | 1,5949 | 1.142,91 | 6,9950 | 15 May 01 |
| 0,5561 | 0,4013 | 3,5188 | 25185 | 217,5858 | 43,240 | 997000 | 1,6922 | 1,3666 | 6,8904 | 2,1062 | 1,6016 | 1.156,37 | 7,0543 | 16 May 01 |
| 0,5549 | 0,4007 | 3,5027 | 25127 | 217,4837 | 43,213 | 983000 | 1,6688 | 1,3540 | 6,8755 | 2,0712 | 1,5946 | 1.147,71 | 7,0485 | 17 May 01 |
| 0,5532 | 0,3997 | 3,4847 | 25020 | 217,6239 | 43,278 | 977200 | 1,6687 | 1,3486 | 6,8459 | 2,0594 | 1,5886 | 1.144,52 | 6,9661 | 18 May 01 |
| 0,5518 | 0,3987 | 3,4945 | 25078 | 217,3968 | 43,229 | 976000 | 1,6575 | 1,3432 | 6,8279 | 2,0508 | 1,5856 | 1.139,77 | 6,8957 | 21 May 01 |
| 0,5486 | 0,3976 | 3,4675 | 24799 | 217,4475 | 43,265 | 962250 | 1,6593 | 1,3361 | 6,7741 | 2,0457 | 1,5733 | 1.129,05 | 6,8829 | 22 May 01 |
| 0,5432 | 0,3959 | 3,4320 | 24537 | 217,5566 | 43,110 | 957000 | 1,6575 | 1,3269 | 6,6962 | 2,0322 | 1,5498 | 1.104,46 | 6,7950 | 23 May 01 |
| 0,5442 | 0,3967 | 3,4392 | 24659 | 217,6081 | 42,940 | 960800 | 1,6713 | 1,3345 | 6,7109 | 2,0527 | 1,5516 | 1.105,61 | 6,8415 | 24 May 01 |
| 0,5435 | 0,3961 | 3,4325 | 24618 | 217,5566 | 42,815 | 953000 | 1,6485 | 1,3240 | 6,7008 | 2,0303 | 1,5545 | 1.107,47 | 6,8040 | 25 May 01 |
| 0,5436 | 0,3961 | 3,4527 | 24640 | 217,5324 | 42,863 | 957000 | 1,6505 | 1,3253 | 6,6954 | 2,0230 | 1,5554 | 1.110,77 | 6,7842 | 28 May 01 |
| 0,5416 | 0,3955 | 3,4529 | 24540 | 217,5675 | 42,938 | 956700 | 1,6608 | 1,3167 | 6,6704 | 2,0285 | 1,5449 | 1.102,78 | 6,7732 | 29 May 01 |
| 0,5419 | 0,3954 | 3,4274 | 24552 | 217,9477 | 42,881 | 982000 | 1,6673 | 1,3194 | 6,6751 | 2,0467 | 1,5484 | 1.103,98 | 6,8140 | 30 May 01 |
| 0,5377 | 0,3937 | 3,3930 | 24392 | 217,6353 | 42,939 | 995000 | 1,6727 | 1,3146 | 6,6142 | 2,0628 | 1,5346 | 1.086,29 | 6,7855 | 31 May 01 |
| 0,5379 | 0,3937 | 3,3781 | 24371 | 217,7282 | 42,898 | 974500 | 1,6660 | 1,3009 | 6,6126 | 2,0600 | 1,5342 | 1.088,58 | 6,7910 | 1 June 01 |
| 0,5375 | 0,3939 | 3,3730 | 24375 | 217,7237 | 42,889 | 990000 | 1,6675 | 1,3005 | 6,6025 | 2,0590 | 1,5330 | 1.089,02 | 6,8169 | 5 June 01 |
| 0,5419 | 0,3961 | 3,4090 | 24617 | 217,6677 | 42,920 | 1005900 | 1,6589 | 1,3047 | 6,6634 | 2,0581 | 1,5480 | 1.098,20 | 6,8720 | 6 June 01 |
| 0,5383 | 0,3960 | 3,3765 | 24432 | 217,6993 | 42,980 | 987000 | 1,6375 | 1,2878 | 6,6031 | 2,0510 | 1,5320 | 1.090,25 | 6,8655 | 7 June 01 |
| 0,5381 | 0,3958 | 3,3728 | 24460 | 217,5246 | 43,012 | 987500 | 1,6187 | 1,2864 | 6,6043 | 2,0266 | 1,5330 | 1.088,56 | 6,8328 | 8 June 01 |
| 0,5402 | 0,3963 | 3,3760 | 24555 | 217,7358 | 43,027 | 1003428 | 1,6157 | 1,2884 | 6,6244 | 2,0236 | 1,5395 | 1.092,33 | 6,8555 | 11 June 01 |
| 0,5389 | 0,3962 | 3,3433 | 24468 | 217,7257 | 42,945 | 1008748 | 1,6137 | 1,2915 | 6,6086 | 2,0236 | 1,5391 | 1.093,15 | 6,8563 | 12 June 01 |
| 0,5427 | 0,3978 | 3,3838 | 24685 | 217,8758 | 43,031 | 1038000 | 1,6221 | 1,3014 | 6,6618 | 2,0316 | 1,5518 | 1.104,48 | 6,9126 | 13 June 01 |
| 0,5395 | 0,3959 | 3,3633 | 24580 | 217,8503 | 42,852 | 1018333 | 1,6212 | 1,2925 | 6,6227 | 2,0468 | 1,5432 | 1.097,17 | 6,8892 | 14 June 01 |
| 0,5458 | 0,3986 | 3,4117 | 25058 | 217,7753 | 42,892 | 1030000 | 1,6426 | 1,3244 | 6,7556 | 2,0700 | 1,5691 | 1.119,13 | 6,9275 | 15 June 01 |
| 0,5436 | 0,3973 | 3,4023 | 24863 | 217,9914 | 42,930 | 1046000 | 1,6444 | 1,3122 | 6,6928 | 2,0735 | 1,5588 | 1.115,96 | 6,9015 | 18 June 01 |
| 0,5427 | 0,3971 | 3,3977 | 24804 | 218,0567 | 42,930 | 1048000 | 1,6380 | 1,3124 | 6,6788 | 2,0670 | 1,5563 | 1.116,62 | 6,8984 | 19 June 01 |
| 0,5414 | 0,3961 | 3,4037 | 24697 | 218,0433 | 42,890 | 1069000 | 1,6440 | 1,3072 | 6,6397 | 2,0620 | 1,5502 | 1.103,28 | 6,8894 | 20 June 01 |
| 0,5440 | 0,3959 | 3,4107 | 24852 | 218,0321 | 42,805 | 1098000 | 1,6540 | 1,3076 | 6,6701 | 2,0730 | 1,5581 | 1.113,47 | 6,9130 | 21 June 01 |
| 0,5425 | 0,3952 | 3,3918 | 24745 | 218,1335 | 42,612 | 1086000 | 1,6510 | 1,3002 | 6,6516 | 2,0635 | 1,5528 | 1.111,41 | 6,8554 | 22 June 01 |
| 0,5465 | 0,3969 | 3,4059 | 25025 | 217,9930 | 42,681 | 1.120000 | 1,6630 | 1,3099 | 6,7131 | 2,0850 | 1,5654 | 1.121,49 | 6,9265 | 25 June 01 |
| 0,5445 | 0,3971 | 3,4047 | 25055 | 218,4257 | 42,381 | 1093000 | 1,6621 | 1,3085 | 6,7165 | 2,0645 | 1,5672 | 1.119,00 | 6,9100 | 26 June 01 |
| 0,5450 | 0,3972 | 3,4100 | 25115 | 218,1883 | 42,330 | 1078667 | 1,6587 | 1,3033 | 6,7248 | 2,0632 | 1,5701 | 1.119,14 | 6,9136 | 27 June 01 |
| 0,5407 | 0,3950 | 3,3727 | 24817 | 218,1372 | 42,180 | 1081333 | 1,6635 | 1,2955 | 6,6382 | 2,0665 | 1,5519 | 1.108,98 | 6,8500 | 28 June 01 |
| 0,5391 | 0,3946 | 3,3696 | 24719 | 218,4195 | 42,265 | 1067000 | 1,6735 | 1,2927 | 6,6143 | 2,1045 | 1,5451 | 1.102,82 | 6,8332 | 29 June 01 |

* Units of national currency per euro.

Irrevocably fixed conversion rates between the euro and the currencies of the euro area Member States

| | | |
|--|---|--|
| 1 euro = 40,3399 Belgian francs (BEF) | 1 euro = 6,55957 French francs (FRF) | 1 euro = 2,0371 Dutch guilder (NLG) |
| » = 1,95583 Deutsche marks (DEM) | » = 0,787564 Irish pounds (IEP) | » = 13,7603 Austrian schillings (ATS) |
| » = 340,750 Greek drachmas (GRD) | » = 1,936,27 Italian liras (ITL) | » = 200,482 Portuguese escudos (PTE) |
| » = 166,386 Spanish pesetas (ESP) | » = 40,3399 Luxembourg francs (LUF) | » = 5,94573 Finnish markka (FIM) |

Source: Bank of Greece and European Central Bank.

61. Διμερείς συναλλαγματικές ισοτιμίες έναντι του ευρώ* (συνέχεια)
Bilateral exchange rates against the euro* (continued)

| Λατ Λετονίας | Λίρα Μάλτας | Ζλότυ Πολωνίας | Λέι Ρουμανίας | Τόλαρ Σλοβενίας | Κορώνα Σλοβακίας | Λίρα Τουρκίας | Δολάριο Αυστραλίας | Δολάριο Καναδά | Δολάριο Χονγκ Κονγκ | Δολάριο N. Ζηλανδίας | Δολάριο Σιγκαπούρης | Γουόν N. Κορέας | Ραντ N. Αφρικής | Period |
|-----------------|----------------|-------------------|------------------|--------------------|---------------------|------------------|-----------------------|-------------------|------------------------|-------------------------|------------------------|--------------------|--------------------|------------|
| LVL | MTL | PLN | ROL | SIT | SKK | TRL | AUD | CAD | HKD | NZD | SGD | KRW | ZAR | |
| 0,5601 | 0,4030 | 3,6701 | 26011 | 217,9663 | 43,301 | 1102280 | 1,7324 | 1,3867 | 6,9856 | 2,1310 | 1,6043 | 1.154,97 | 7,7158 | 2001: |
| 0,5791 | 0,4098 | 3,8591 | 24591 | 214,4049 | 43,701 | 630116 | 1,6891 | 1,4098 | 7,3182 | 2,1103 | 1,6302 | 1.194,92 | 7,2985 | Jan. 01 |
| 0,5709 | 0,4078 | 3,7671 | 24703 | 215,5474 | 43,710 | 719242 | 1,7236 | 1,4027 | 7,1889 | 2,1184 | 1,6067 | 1.153,81 | 7,2018 | Feb. 01 |
| 0,5678 | 0,4057 | 3,6945 | 24825 | 216,0526 | 43,707 | 884732 | 1,8072 | 1,4167 | 7,0939 | 2,1753 | 1,6114 | 1.173,40 | 7,1709 | Mar. 01 |
| 0,5615 | 0,4027 | 3,5904 | 24870 | 216,3876 | 43,457 | 1088386 | 1,7847 | 1,3903 | 6,9568 | 2,1975 | 1,6165 | 1.183,45 | 7,2107 | Apr. 01 |
| 0,5515 | 0,3992 | 3,4842 | 24918 | 217,3480 | 43,156 | 996257 | 1,6813 | 1,3473 | 6,8182 | 2,0723 | 1,5855 | 1.133,74 | 6,9660 | May 01 |
| 0,5415 | 0,3961 | 3,3878 | 24715 | 217,9364 | 42,773 | 1041520 | 1,6458 | 1,3014 | 6,6549 | 2,0587 | 1,5499 | 1.104,65 | 6,8755 | June 01 |
| 0,5462 | 0,3969 | 3,6171 | 25273 | 218,8028 | 42,625 | 1142682 | 1,6890 | 1,3153 | 6,7130 | 2,1074 | 1,5691 | 1.120,28 | 7,0580 | July 01 |
| 0,5625 | 0,4043 | 3,8243 | 26846 | 219,5067 | 43,119 | 1265762 | 1,7169 | 1,3857 | 7,0236 | 2,0895 | 1,5855 | 1.153,99 | 7,4823 | Aug. 01 |
| 0,5646 | 0,4050 | 3,8468 | 27556 | 219,8310 | 43,545 | 1351150 | 1,8036 | 1,4260 | 7,1063 | 2,1781 | 1,5929 | 1.178,27 | 7,8878 | Sept. 01 |
| 0,5616 | 0,4046 | 3,7465 | 27889 | 220,2144 | 43,594 | 1459174 | 1,7955 | 1,4224 | 7,0655 | 2,1863 | 1,6397 | 1.178,62 | 8,4130 | Oct. 01 |
| 0,5549 | 0,4017 | 3,6348 | 27797 | 220,1049 | 43,134 | 1350364 | 1,7172 | 1,4153 | 6,9284 | 2,1322 | 1,6254 | 1.137,48 | 8,6467 | Nov. 01 |
| 0,5592 | 0,4025 | 3,5881 | 28150 | 219,4587 | 43,090 | 1297972 | 1,7348 | 1,4075 | 6,9595 | 2,1456 | 1,6389 | 1.146,99 | 10,3783 | Dec. 01 |
| 0,5382 | 0,3934 | 3,3973 | 24696 | 218,3238 | 42,160 | 1063000 | 1,6612 | 1,2800 | 6,5946 | 2,0843 | 1,5408 | 1.099,15 | 6,8063 | 2 July 01 |
| 0,5402 | 0,3946 | 3,3829 | 24790 | 218,1227 | 42,133 | 1082000 | 1,6423 | 1,2840 | 6,6275 | 2,0780 | 1,5486 | 1.098,24 | 6,8211 | 3 July 01 |
| 0,5494 | 0,3947 | 3,3773 | 24658 | 218,3365 | 41,950 | 1080000 | 1,6282 | 1,2776 | 6,5932 | 2,0789 | 1,5414 | 1.095,09 | 6,8119 | 4 July 01 |
| 0,5382 | 0,3933 | 3,3923 | 24576 | 218,6776 | 41,951 | 1075000 | 1,6268 | 1,2729 | 6,5690 | 2,0821 | 1,5370 | 1.091,07 | 6,8660 | 5 July 01 |
| 0,5367 | 0,3922 | 3,5350 | 24524 | 218,5116 | 42,402 | 1113000 | 1,6578 | 1,2698 | 6,5394 | 2,0861 | 1,5322 | 1.084,89 | 6,8655 | 6 July 01 |
| 0,5396 | 0,3939 | 3,6702 | 24723 | 218,8261 | 42,571 | 1102000 | 1,6724 | 1,2841 | 6,5979 | 2,0946 | 1,5475 | 1.095,86 | 6,9596 | 9 July 01 |
| 0,5438 | 0,3957 | 3,6913 | 25003 | 218,6537 | 42,561 | 1120100 | 1,6740 | 1,2980 | 6,6650 | 2,0980 | 1,5672 | 1.108,71 | 7,0133 | 10 July 01 |
| 0,5459 | 0,3968 | 3,8250 | 25177 | 218,7670 | 42,691 | 1180000 | 1,6842 | 1,3102 | 6,7165 | 2,1105 | 1,5804 | 1.125,03 | 7,1507 | 11 July 01 |
| 0,5428 | 0,3959 | 3,7167 | 25002 | 218,9185 | 42,680 | 1132450 | 1,6927 | 1,3024 | 6,6594 | 2,1126 | 1,5654 | 1.108,23 | 7,0754 | 12 July 01 |
| 0,5430 | 0,3961 | 3,6200 | 25000 | 218,8118 | 42,571 | 1144033 | 1,6821 | 1,3093 | 6,6600 | 2,0990 | 1,5678 | 1.113,49 | 7,0254 | 13 July 01 |
| 0,5458 | 0,3972 | 3,6063 | 25142 | 218,8761 | 42,615 | 1175000 | 1,6830 | 1,3209 | 6,6947 | 2,1055 | 1,5764 | 1.124,37 | 7,0791 | 16 July 01 |
| 0,5428 | 0,3958 | 3,5920 | 25017 | 218,8442 | 42,599 | 1277000 | 1,6811 | 1,3083 | 6,6424 | 2,0996 | 1,5617 | 1.119,00 | 7,0263 | 17 July 01 |
| 0,5477 | 0,3978 | 3,6195 | 25320 | 218,8193 | 42,601 | 1180000 | 1,6894 | 1,3242 | 6,7313 | 2,1118 | 1,5802 | 1.127,94 | 7,0856 | 18 July 01 |
| 0,5506 | 0,3992 | 3,6833 | 25690 | 218,9614 | 42,718 | 1173650 | 1,6931 | 1,3432 | 6,8038 | 2,1062 | 1,5924 | 1.137,70 | 7,2071 | 19 July 01 |
| 0,5521 | 0,3994 | 3,6990 | 25825 | 218,9110 | 42,739 | 1150767 | 1,7111 | 1,3531 | 6,8451 | 2,1239 | 1,6006 | 1.145,88 | 7,2418 | 20 July 01 |
| 0,5481 | 0,3979 | 3,6440 | 25566 | 218,9239 | 42,680 | 1147000 | 1,7103 | 1,3400 | 6,7671 | 2,1180 | 1,5831 | 1.138,73 | 7,1242 | 23 July 01 |
| 0,5499 | 0,3989 | 3,6677 | 25693 | 218,7672 | 42,711 | 1137000 | 1,7152 | 1,3401 | 6,7921 | 2,1224 | 1,5840 | 1.140,75 | 7,1329 | 24 July 01 |
| 0,5534 | 0,4003 | 3,6853 | 25940 | 218,9625 | 42,811 | 1155000 | 1,7363 | 1,3506 | 6,8583 | 2,1379 | 1,5989 | 1.147,49 | 7,2215 | 25 July 01 |
| 0,5524 | 0,3997 | 3,6807 | 25914 | 218,9854 | 43,041 | 1162000 | 1,7240 | 1,3465 | 6,8357 | 2,1236 | 1,5821 | 1.134,94 | 7,1726 | 26 July 01 |
| 0,5523 | 0,3997 | 3,6867 | 25928 | 219,1594 | 43,067 | 1164000 | 1,7323 | 1,3426 | 6,8387 | 2,1328 | 1,5769 | 1.135,46 | 7,1751 | 27 July 01 |
| 0,5524 | 0,3995 | 3,6940 | 25890 | 219,2708 | 43,193 | 1163000 | 1,7314 | 1,3407 | 6,8254 | 2,1269 | 1,5773 | 1.137,63 | 7,1812 | 30 July 01 |
| 0,5520 | 0,3996 | 3,7103 | 25927 | 219,2314 | 43,302 | 1163000 | 1,7282 | 1,3389 | 6,8286 | 2,1304 | 1,5791 | 1.136,40 | 7,2334 | 31 July 01 |
| 0,5547 | 0,4005 | 3,7528 | 26152 | 219,1926 | 43,261 | 1175000 | 1,7188 | 1,3553 | 6,8769 | 2,1310 | 1,5898 | 1.139,16 | 7,2740 | 1 Aug. 01 |
| 0,5534 | 0,4001 | 3,7550 | 26131 | 219,2893 | 43,041 | 1178000 | 1,6951 | 1,3515 | 6,8540 | 2,1005 | 1,5665 | 1.128,38 | 7,2239 | 2 Aug. 01 |
| 0,5547 | 0,4005 | 3,7297 | 26148 | 219,2738 | 42,950 | 1181000 | 1,7020 | 1,3516 | 6,8680 | 2,1110 | 1,5661 | 1.130,69 | 7,2599 | 3 Aug. 01 |
| 0,5552 | 0,4008 | 3,7267 | 26159 | 219,2446 | 42,911 | 1187000 | 1,7055 | 1,3465 | 6,8668 | 2,1060 | 1,5689 | 1.132,70 | 7,3062 | 6 Aug. 01 |
| 0,5551 | 0,4004 | 3,7197 | 26098 | 219,2182 | 42,909 | 1186000 | 1,7020 | 1,3395 | 6,8383 | 2,0976 | 1,5655 | 1.126,95 | 7,2775 | 7 Aug. 01 |
| 0,5550 | 0,4003 | 3,6966 | 26078 | 219,3279 | 42,827 | 1203200 | 1,7010 | 1,3441 | 6,8346 | 2,0822 | 1,5546 | 1.121,66 | 7,2650 | 8 Aug. 01 |
| 0,5598 | 0,4021 | 3,7345 | 26380 | 219,4250 | 42,815 | 1221000 | 1,7135 | 1,3584 | 6,9049 | 2,0836 | 1,5721 | 1.137,61 | 7,3259 | 9 Aug. 01 |
| 0,5609 | 0,4036 | 3,7623 | 26623 | 219,6050 | 43,005 | 1241000 | 1,7332 | 1,3793 | 6,9695 | 2,1009 | 1,5718 | 1.146,85 | 7,3700 | 10 Aug. 01 |
| 0,5627 | 0,4048 | 3,7997 | 26781 | 219,5352 | 42,871 | 1257000 | 1,7329 | 1,3830 | 7,0123 | 2,0982 | 1,5783 | 1.156,24 | 7,4284 | 13 Aug. 01 |
| 0,5626 | 0,4046 | 3,8168 | 26742 | 219,5500 | 42,960 | 1306000 | 1,7380 | 1,3802 | 6,9948 | 2,1020 | 1,5788 | 1.155,53 | 7,4232 | 14 Aug. 01 |
| 0,5669 | 0,4067 | 3,8833 | 27187 | 219,5000 | 42,950 | 1359000 | 1,7291 | 1,3955 | 7,1126 | 2,0975 | 1,5902 | 1.165,68 | 7,5296 | 15 Aug. 01 |
| 0,5676 | 0,4068 | 3,8966 | 27253 | 219,6274 | 43,130 | 1339000 | 1,7358 | 1,3962 | 7,1320 | 2,0948 | 1,5949 | 1.167,69 | 7,5433 | 16 Aug. 01 |
| 0,5674 | 0,4067 | 3,9205 | 27202 | 219,5267 | 43,170 | 1292000 | 1,7120 | 1,4053 | 7,1275 | 2,0870 | 1,6037 | 1.174,74 | 7,5420 | 17 Aug. 01 |
| 0,5675 | 0,4069 | 3,9348 | 27241 | 219,4599 | 43,168 | 1301000 | 1,7145 | 1,4145 | 7,1360 | 2,0864 | 1,6080 | 1.171,99 | 7,6050 | 20 Aug. 01 |
| 0,5662 | 0,4064 | 3,8997 | 27205 | 219,5238 | 43,173 | 1311000 | 1,7110 | 1,4107 | 7,1196 | 2,0874 | 1,5973 | 1.167,47 | 7,5840 | 21 Aug. 01 |
| 0,5700 | 0,4076 | 3,9383 | 27453 | 219,5332 | 43,265 | 1344000 | 1,7114 | 1,4272 | 7,1883 | 2,0740 | 1,6149 | 1.177,80 | 7,7462 | 22 Aug. 01 |
| 0,5669 | 0,4061 | 3,8593 | 27170 | 219,5729 | 43,255 | 1341333 | 1,7118 | 1,4072 | 7,1071 | 2,0715 | 1,5993 | 1.165,42 | 7,6200 | 23 Aug. 01 |
| 0,5662 | 0,4063 | 3,8379 | 27172 | 219,8396 | 43,251 | 1343000 | 1,7180 | 1,4048 | 7,1041 | 2,0806 | 1,5953 | 1.162,18 | 7,6320 | 24 Aug. 01 |
| 0,5654 | 0,4059 | 3,8644 | 27149 | 219,6478 | 43,290 | 1300000 | 1,7231 | 1,4009 | 7,0900 | 2,0761 | 1,5894 | 1.159,88 | 7,6242 | 27 Aug. 01 |
| 0,5632 | 0,4050 | 3,8437 | 27027 | 219,6514 | 43,358 | 1272000 | 1,7162 | 1,3958 | 7,0527 | 2,0746 | 1,5834 | 1.153,76 | 7,5880 | 28 Aug. 01 |
| 0,5659 | 0,4057 | 3,8589 | 27330 | 219,7966 | 43,384 | 1267000 | 1,7202 | 1,4053 | 7,1149 | 2,0685 | 1,5927 | 1.164,88 | 7,6165 | 29 Aug. 01 |
| 0,5645 | 0,4052 | 3,8565 | 27258 | 219,7500 | 43,375 | 1253000 | 1,7139 | 1,4047 | 7,0939 | 2,0701 | 1,5916 | 1.163,25 | 7,6094 | 30 Aug. 01 |
| 0,5667 | 0,4063 | 3,8712 | 27509 | 219,5633 | 43,409 | 1255000 | 1,7305 | 1,4143 | 7,1430 | 2,0775 | 1,5939 | 1.171,31 | 7,6992 | 31 Aug. 01 |

* Units of national currency per euro.

Irrevocably fixed conversion rates between the euro and the currencies of the euro area Member States

| | | |
|--|---|---|
| 1 euro = 40,3399 Belgian francs (BEF) | 1 euro = 6,55957 French francs (FRF) | 1 euro = 2,20371 Dutch guilder (NLG) |
| » = 1,95583 Deutsche marks (DEM) | » = 0,787564 Irish pounds (IEP) | » = 13,7603 Austrian schillings (ATS) |
| » = 340,750 Greek drachmas (GRD) | » = 1,936,27 Italian liras (ITL) | » = 200,482 Portuguese escudos (PTE) |
| » = 166,386 Spanish pesetas (ESP) | » = 40,3399 Luxembourg francs (LUF) | » = 5,94573 Finnish markka (FIM) |

Source: Bank of Greece and European Central Bank.

61. Διμερείς συναλλαγματικές ισοτιμίες έναντι του ευρώ* (συνέχεια)
Bilateral exchange rates against the euro* (continued)

| Λατ Λετονίας | Λίρα Μάλτας | Ζλότυ Πολωνίας | Λέι Ρουμανίας | Τόλαρ Σλοβενίας | Κορώνα Σλοβακίας | Λίρα Τουρκίας | Δολάριο Αυστραλίας | Δολάριο Καναδά | Δολάριο Χονγκ Κονγκ | Δολάριο Ν. Ζηλανδίας | Δολάριο Σιγκαπούρης | Γουόν Ν. Κορέας | Ραντ Ν. Αφρικής | Period |
|--------------|-------------|----------------|---------------|-----------------|------------------|---------------|--------------------|----------------|---------------------|----------------------|---------------------|-----------------|-----------------|-------------|
| LVL | MTL | PLN | ROL | SIT | SKK | TRL | AUD | CAD | HKD | NZD | SGD | KRW | ZAR | |
| 0,5601 | 0,4030 | 3,6701 | 26011 | 217,9663 | 43,301 | 1102280 | 1,7324 | 1,3867 | 6,9856 | 2,1310 | 1,6043 | 1.154,97 | 7,7158 | 2001: |
| 0,5791 | 0,4098 | 3,8591 | 24591 | 214,4049 | 43,701 | 630116 | 1,6891 | 1,4098 | 7,3182 | 2,1103 | 1,6302 | 1.194,92 | 7,2985 | Jan. 01 |
| 0,5709 | 0,4078 | 3,7671 | 24703 | 215,5474 | 43,710 | 719242 | 1,7236 | 1,4027 | 7,1889 | 2,1184 | 1,6067 | 1.153,81 | 7,2018 | Feb. 01 |
| 0,5678 | 0,4057 | 3,6945 | 24825 | 216,0526 | 43,707 | 884732 | 1,8072 | 1,4167 | 7,0939 | 2,1753 | 1,6114 | 1.173,40 | 7,1709 | Mar. 01 |
| 0,5615 | 0,4027 | 3,5904 | 24870 | 216,3876 | 43,457 | 1088386 | 1,7847 | 1,3903 | 6,9568 | 2,1975 | 1,6165 | 1.183,45 | 7,2107 | Apr. 01 |
| 0,5515 | 0,3992 | 3,4842 | 24918 | 217,3480 | 43,156 | 996257 | 1,6813 | 1,3473 | 6,8182 | 2,0723 | 1,5855 | 1.133,74 | 6,9660 | May 01 |
| 0,5415 | 0,3961 | 3,3878 | 24715 | 217,9364 | 42,773 | 1041520 | 1,6458 | 1,3014 | 6,6549 | 2,0587 | 1,5499 | 1.104,65 | 6,8755 | June 01 |
| 0,5462 | 0,3969 | 3,6171 | 25273 | 218,8028 | 42,625 | 1142682 | 1,6890 | 1,3153 | 6,7130 | 2,1074 | 1,5691 | 1.120,28 | 7,0580 | July 01 |
| 0,5625 | 0,4043 | 3,8243 | 26846 | 219,5067 | 43,119 | 1265762 | 1,7169 | 1,3857 | 7,0236 | 2,0895 | 1,5855 | 1.153,99 | 7,4823 | Aug. 01 |
| 0,5646 | 0,4050 | 3,8468 | 27556 | 219,8310 | 43,545 | 1351150 | 1,8036 | 1,4260 | 7,1063 | 2,1781 | 1,5929 | 1.178,27 | 7,8878 | Sept. 01 |
| 0,5616 | 0,4046 | 3,7465 | 27889 | 220,2144 | 43,594 | 1459174 | 1,7955 | 1,4224 | 7,0655 | 2,1863 | 1,6397 | 1.178,62 | 8,4130 | Oct. 01 |
| 0,5549 | 0,4017 | 3,6348 | 27797 | 220,1049 | 43,134 | 1350364 | 1,7172 | 1,4153 | 6,9284 | 2,1322 | 1,6254 | 1.137,48 | 8,6467 | Nov. 01 |
| 0,5592 | 0,4025 | 3,5881 | 28150 | 219,4587 | 43,090 | 1297972 | 1,7348 | 1,4075 | 6,9595 | 2,1456 | 1,6389 | 1.146,99 | 10,3783 | Dec. 01 |
| 0,5631 | 0,4047 | 3,8387 | 27258 | 219,6240 | 43,375 | 1267000 | 1,7225 | 1,4075 | 7,0760 | 2,0760 | 1,5782 | 1.159,40 | 7,6681 | 3 Sept. 01 |
| 0,5589 | 0,4029 | 3,8183 | 26969 | 219,7255 | 43,341 | 1280000 | 1,7170 | 1,3899 | 6,9965 | 2,0690 | 1,5657 | 1.144,57 | 7,5828 | 4 Sept. 01 |
| 0,5562 | 0,4013 | 3,7659 | 26715 | 219,8458 | 43,267 | 1263000 | 1,7080 | 1,3874 | 6,9349 | 2,0617 | 1,5538 | 1.135,38 | 7,5352 | 5 Sept. 01 |
| 0,5545 | 0,4002 | 3,7617 | 26703 | 219,7422 | 43,233 | 1240000 | 1,7002 | 1,3784 | 6,9067 | 2,0483 | 1,5517 | 1.135,50 | 7,5490 | 6 Sept. 01 |
| 0,5597 | 0,4022 | 3,7865 | 27014 | 219,6128 | 43,220 | 1253000 | 1,7232 | 1,3942 | 6,9823 | 2,0679 | 1,5697 | 1.150,33 | 7,5915 | 7 Sept. 01 |
| 0,5636 | 0,4033 | 3,8007 | 27277 | 219,6264 | 43,228 | 1290000 | 1,7634 | 1,4175 | 7,0566 | 2,1025 | 1,5823 | 1.162,54 | 7,7105 | 10 Sept. 01 |
| 0,5604 | 0,4022 | 3,7840 | 27083 | 219,7513 | 43,290 | 1285000 | 1,7453 | 1,3984 | 6,9917 | 2,1018 | 1,5732 | 1.161,73 | 7,6610 | 11 Sept. 01 |
| 0,5607 | 0,4035 | 3,8405 | 27339 | 219,6846 | 43,353 | 1321000 | 1,7568 | 1,4151 | 7,0599 | 2,1212 | 1,5722 | 1.162,82 | 7,7866 | 12 Sept. 01 |
| 0,5608 | 0,4035 | 3,8497 | 27386 | 219,7971 | 43,377 | 1336000 | 1,7607 | 1,4158 | 7,0666 | 2,1340 | 1,5764 | 1.168,97 | 7,8220 | 13 Sept. 01 |
| 0,5704 | 0,4065 | 3,9040 | 27870 | 219,6565 | 43,505 | 1373000 | 1,7844 | 1,4483 | 7,1907 | 2,1862 | 1,5979 | 1.197,09 | 7,9580 | 14 Sept. 01 |
| 0,5703 | 0,4079 | 3,9330 | 28020 | 219,7479 | 43,795 | 1435000 | 1,8480 | 1,4555 | 7,2296 | 2,2537 | 1,6061 | 1.203,86 | 8,0325 | 17 Sept. 01 |
| 0,5705 | 0,4078 | 3,9218 | 28015 | 219,8221 | 43,855 | 1385000 | 1,8652 | 1,4535 | 7,2194 | 2,2565 | 1,6067 | 1.200,73 | 8,0320 | 18 Sept. 01 |
| 0,5710 | 0,4080 | 3,9097 | 28015 | 219,8358 | 43,760 | 1383000 | 1,8837 | 1,4550 | 7,2208 | 2,2582 | 1,6118 | 1.200,30 | 8,0070 | 19 Sept. 01 |
| 0,5702 | 0,4080 | 3,8745 | 28038 | 219,8592 | 43,768 | 1405000 | 1,8748 | 1,4524 | 7,2215 | 2,2505 | 1,6083 | 1.202,47 | 8,0438 | 20 Sept. 01 |
| 0,5667 | 0,4071 | 3,8243 | 27877 | 219,9148 | 43,738 | 1409000 | 1,9000 | 1,4385 | 7,1759 | 2,2825 | 1,6022 | 1.205,20 | 8,0788 | 21 Sept. 01 |
| 0,5656 | 0,4061 | 3,8430 | 27807 | 220,1875 | 43,845 | 1431000 | 1,8626 | 1,4372 | 7,1477 | 2,2551 | 1,6124 | 1.191,32 | 7,9982 | 24 Sept. 01 |
| 0,5663 | 0,4064 | 3,8758 | 27848 | 220,1850 | 43,865 | 1423000 | 1,8610 | 1,4382 | 7,1569 | 2,2503 | 1,6232 | 1.195,63 | 8,0545 | 25 Sept. 01 |
| 0,5685 | 0,4066 | 3,8853 | 27995 | 219,9884 | 43,812 | 1424000 | 1,8575 | 1,4475 | 7,1904 | 2,2540 | 1,6287 | 1.198,47 | 8,1420 | 26 Sept. 01 |
| 0,5689 | 0,4063 | 3,8592 | 28013 | 219,9856 | 43,647 | 1425000 | 1,8950 | 1,4478 | 7,1794 | 2,2925 | 1,6256 | 1.198,49 | 8,2810 | 27 Sept. 01 |
| 0,5654 | 0,4052 | 3,8598 | 27876 | 220,0282 | 43,622 | 1395000 | 1,8420 | 1,4418 | 7,1217 | 2,2395 | 1,6123 | 1.190,68 | 8,2217 | 28 Sept. 01 |
| 0,5645 | 0,4044 | 3,8535 | 27910 | 220,1527 | 43,598 | 1413000 | 1,8536 | 1,4407 | 7,1161 | 2,2462 | 1,6126 | 1.189,90 | 8,2022 | 1 Oct. 01 |
| 0,5677 | 0,4056 | 3,8697 | 28168 | 220,1556 | 43,470 | 1440000 | 1,8622 | 1,4430 | 7,1663 | 2,2678 | 1,6326 | 1.214,79 | 8,4217 | 2 Oct. 01 |
| 0,5692 | 0,4064 | 3,8608 | 28157 | 220,1347 | 43,495 | 1454000 | 1,8463 | 1,4431 | 7,1823 | 2,2594 | 1,6391 | 1.214,21 | 8,5598 | 3 Oct. 01 |
| 0,5645 | 0,4045 | 3,8200 | 27970 | 220,1251 | 43,520 | 1460000 | 1,8306 | 1,4283 | 7,1107 | 2,2294 | 1,6213 | 1.191,59 | 8,5290 | 4 Oct. 01 |
| 0,5653 | 0,4054 | 3,8054 | 28133 | 220,1586 | 43,552 | 1487000 | 1,8093 | 1,4382 | 7,1554 | 2,2022 | 1,6405 | 1.199,04 | 8,5231 | 5 Oct. 01 |
| 0,5668 | 0,4065 | 3,8500 | 28253 | 220,1438 | 43,718 | 1502000 | 1,8170 | 1,4400 | 7,1866 | 2,2144 | 1,6533 | 1.202,43 | 8,6020 | 8 Oct. 01 |
| 0,5656 | 0,4064 | 3,8280 | 28253 | 220,1935 | 43,699 | 1505000 | 1,8247 | 1,4335 | 7,1703 | 2,2187 | 1,6588 | 1.196,93 | 8,5155 | 9 Oct. 01 |
| 0,5635 | 0,4061 | 3,7952 | 28075 | 220,1867 | 43,608 | 1489000 | 1,8189 | 1,4306 | 7,1259 | 2,2041 | 1,6547 | 1.195,90 | 8,4650 | 10 Oct. 01 |
| 0,5610 | 0,4047 | 3,7292 | 27893 | 220,1957 | 43,563 | 1462000 | 1,8133 | 1,4196 | 7,0681 | 2,1968 | 1,6497 | 1.180,78 | 8,3180 | 11 Oct. 01 |
| 0,5604 | 0,4044 | 3,7430 | 27818 | 220,3415 | 43,428 | 1441000 | 1,8090 | 1,4114 | 7,0512 | 2,1849 | 1,6420 | 1.169,78 | 8,2797 | 12 Oct. 01 |
| 0,5623 | 0,4055 | 3,7338 | 28017 | 220,2458 | 43,479 | 1462000 | 1,7702 | 1,4205 | 7,0956 | 2,1603 | 1,6470 | 1.176,24 | 8,2080 | 15 Oct. 01 |
| 0,5612 | 0,4048 | 3,6955 | 27857 | 220,1825 | 43,528 | 1474000 | 1,7641 | 1,4110 | 7,0605 | 2,1576 | 1,6474 | 1.174,50 | 8,3138 | 16 Oct. 01 |
| 0,5599 | 0,4042 | 3,6980 | 27773 | 220,1246 | 43,520 | 1473000 | 1,7628 | 1,4121 | 7,0372 | 2,1504 | 1,6396 | 1.170,60 | 8,3643 | 17 Oct. 01 |
| 0,5597 | 0,4043 | 3,6958 | 27805 | 220,2886 | 43,560 | 1490000 | 1,7750 | 1,4211 | 7,0403 | 2,1645 | 1,6364 | 1.172,93 | 8,3580 | 18 Oct. 01 |
| 0,5592 | 0,4042 | 3,7068 | 27775 | 220,2675 | 43,693 | 1481000 | 1,7793 | 1,4204 | 7,0270 | 2,1665 | 1,6417 | 1.170,72 | 8,3360 | 19 Oct. 01 |
| 0,5583 | 0,4040 | 3,6957 | 27727 | 220,3275 | 43,745 | 1469000 | 1,7672 | 1,4136 | 6,9957 | 2,1547 | 1,6390 | 1.165,97 | 8,4534 | 22 Oct. 01 |
| 0,5557 | 0,4027 | 3,6690 | 27490 | 220,3050 | 43,645 | 1430000 | 1,7470 | 1,4008 | 6,9318 | 2,1322 | 1,6228 | 1.156,64 | 8,4515 | 23 Oct. 01 |
| 0,5568 | 0,4032 | 3,6715 | 27577 | 220,2935 | 43,628 | 1428000 | 1,7550 | 1,4033 | 6,9552 | 2,1300 | 1,6313 | 1.155,64 | 8,3815 | 24 Oct. 01 |
| 0,5560 | 0,4026 | 3,6862 | 27453 | 220,3384 | 43,561 | 1435000 | 1,7563 | 1,3992 | 6,9333 | 2,1417 | 1,6235 | 1.149,35 | 8,3698 | 25 Oct. 01 |
| 0,5563 | 0,4028 | 3,6495 | 27512 | 220,3450 | 43,665 | 1435000 | 1,7767 | 1,4027 | 6,9504 | 2,1605 | 1,6297 | 1.153,08 | 8,3808 | 26 Oct. 01 |
| 0,5596 | 0,4035 | 3,6880 | 27767 | 220,0893 | 43,628 | 1443000 | 1,7833 | 1,4199 | 7,0238 | 2,1717 | 1,6497 | 1.164,35 | 8,4080 | 29 Oct. 01 |
| 0,5615 | 0,4045 | 3,7208 | 28046 | 220,1887 | 43,740 | 1450000 | 1,7816 | 1,4281 | 7,0698 | 2,1768 | 1,6516 | 1.171,98 | 8,4930 | 30 Oct. 01 |
| 0,5609 | 0,4040 | 3,7050 | 28027 | 220,1475 | 43,615 | 1438000 | 1,7942 | 1,4347 | 7,0528 | 2,1930 | 1,6477 | 1.170,94 | 8,5647 | 31 Oct. 01 |

* Units of national currency per euro.

Irrevocably fixed conversion rates between the euro and the currencies of the euro area Member States

| | | | | | |
|------------------|-----------------------|------------------|-------------------------|------------------|---------------------------|
| 1 euro = 40,3399 | Belgian francs (BEF) | 1 euro = 6,55957 | French francs (FRF) | 1 euro = 2,20371 | Dutch guilder (NLG) |
| » = 1,95583 | Deutsche marks (DEM) | » = 0,787564 | Irish pounds (IEP) | » = 13,7603 | Austrian schillings (ATS) |
| » = 340,750 | Greek drachmas (GRD) | » = 1,936,27 | Italian liras (ITL) | » = 200,482 | Portuguese escudos (PTE) |
| » = 166,386 | Spanish pesetas (ESP) | » = 40,3399 | Luxembourg francs (LUF) | » = 5,94573 | Finnish markka (FIM) |

Source: Bank of Greece and European Central Bank.

61. Διμερείς συναλλαγματικές ισοτιμίες έναντι του ευρώ* (συνέχεια)

Bilateral exchange rates against the euro* (continued)

| Λατ Λετονίας | Λίρα Μάλτας | Ζλότυ Πολωνίας | Λέι Ρουμανίας | Τόλαρ Σλοβενίας | Κορώνα Σλοβακίας | Λίρα Τουρκίας | Δολάριο Αυστραλίας | Δολάριο Καναδά | Δολάριο Χονγκ Κονγκ | Δολάριο N. Ζηλανδίας | Δολάριο Σιγκαπούρης | Γουόν N. Κορέας | Ραντ N. Αφρικής | Period |
|-----------------|----------------|-------------------|------------------|--------------------|---------------------|------------------|-----------------------|-------------------|------------------------|-------------------------|------------------------|--------------------|--------------------|------------|
| LVL | MTL | PLN | ROL | SIT | SKK | TRL | AUD | CAD | HKD | NZD | SGD | KRW | ZAR | |
| 0,5601 | 0,4030 | 3,6701 | 26011 | 217,9663 | 43,301 | 1102280 | 1,7324 | 1,3867 | 6,9856 | 2,1310 | 1,6043 | 1.154,97 | 7,7158 | 2001: |
| 0,5791 | 0,4098 | 3,8591 | 24591 | 214,4049 | 43,701 | 630116 | 1,6891 | 1,4098 | 7,3182 | 2,1103 | 1,6302 | 1.194,92 | 7,2985 | Jan. 01 |
| 0,5709 | 0,4078 | 3,7671 | 24703 | 215,5474 | 43,710 | 719242 | 1,7236 | 1,4027 | 7,1889 | 2,1184 | 1,6067 | 1.153,81 | 7,2018 | Feb. 01 |
| 0,5678 | 0,4057 | 3,6945 | 24825 | 216,0526 | 43,707 | 884732 | 1,8072 | 1,4167 | 7,0939 | 2,1753 | 1,6114 | 1.173,40 | 7,1709 | Mar. 01 |
| 0,5615 | 0,4027 | 3,5904 | 24870 | 216,3876 | 43,457 | 1088386 | 1,7847 | 1,3903 | 6,9568 | 2,1975 | 1,6165 | 1.183,45 | 7,2107 | Apr. 01 |
| 0,5515 | 0,3992 | 3,4842 | 24918 | 217,3480 | 43,156 | 996257 | 1,6813 | 1,3473 | 6,8182 | 2,0723 | 1,5855 | 1.133,74 | 6,9660 | May 01 |
| 0,5415 | 0,3961 | 3,3878 | 24715 | 217,9364 | 42,773 | 1041520 | 1,6458 | 1,3014 | 6,6549 | 2,0587 | 1,5499 | 1.104,65 | 6,8755 | June 01 |
| 0,5462 | 0,3969 | 3,6171 | 25273 | 218,8028 | 42,625 | 1142682 | 1,6890 | 1,3153 | 6,7130 | 2,1074 | 1,5691 | 1.120,28 | 7,0580 | July 01 |
| 0,5625 | 0,4043 | 3,8243 | 26846 | 219,5067 | 43,119 | 1265762 | 1,7169 | 1,3857 | 7,0236 | 2,0895 | 1,5855 | 1.153,99 | 7,4823 | Aug. 01 |
| 0,5646 | 0,4050 | 3,8468 | 27556 | 219,8310 | 43,545 | 1351150 | 1,8036 | 1,4260 | 7,1063 | 2,1781 | 1,5929 | 1.178,27 | 7,8878 | Sept. 01 |
| 0,5616 | 0,4046 | 3,7465 | 27889 | 220,2144 | 43,594 | 1459174 | 1,7955 | 1,4224 | 7,0655 | 2,1863 | 1,6397 | 1.178,62 | 8,4130 | Oct. 01 |
| 0,5549 | 0,4017 | 3,6348 | 27797 | 220,1049 | 43,134 | 1350364 | 1,7172 | 1,4153 | 6,9284 | 2,1322 | 1,6254 | 1.137,48 | 8,6467 | Nov. 01 |
| 0,5592 | 0,4025 | 3,5881 | 28150 | 219,4587 | 43,090 | 1297972 | 1,7348 | 1,4075 | 6,9595 | 2,1456 | 1,6389 | 1.146,99 | 10,3783 | Dec. 01 |
| 0,5627 | 0,4045 | 3,7113 | 28232 | 220,1550 | 43,535 | 1431000 | 1,7781 | 1,4486 | 7,0973 | 2,1823 | 1,6627 | 1.174,42 | 8,5935 | 1 Nov. 01 |
| 0,5609 | 0,4035 | 3,7200 | 28115 | 220,4768 | 43,525 | 1419000 | 1,7864 | 1,4464 | 7,0637 | 2,1861 | 1,6572 | 1.169,13 | 8,6919 | 2 Nov. 01 |
| 0,5573 | 0,4023 | 3,6844 | 27855 | 220,3197 | 43,370 | 1397000 | 1,7665 | 1,4272 | 6,9896 | 2,1595 | 1,6325 | 1.179,27 | 8,5780 | 5 Nov. 01 |
| 0,5569 | 0,4021 | 3,6688 | 27878 | 220,4921 | 43,370 | 1380000 | 1,7470 | 1,4282 | 6,9895 | 2,1345 | 1,6305 | 1.160,45 | 8,4862 | 6 Nov. 01 |
| 0,5591 | 0,4028 | 3,6793 | 28013 | 220,3620 | 43,286 | 1399000 | 1,7485 | 1,4354 | 7,0308 | 2,1470 | 1,6356 | 1.164,61 | 8,5950 | 7 Nov. 01 |
| 0,5567 | 0,4019 | 3,6443 | 27957 | 220,4751 | 43,089 | 1386000 | 1,7434 | 1,4324 | 6,9982 | 2,1410 | 1,6290 | 1.148,42 | 8,5385 | 8 Nov. 01 |
| 0,5549 | 0,4016 | 3,6372 | 27808 | 220,4728 | 43,039 | 1387000 | 1,7347 | 1,4278 | 6,9653 | 2,1321 | 1,6292 | 1.141,25 | 8,5905 | 9 Nov. 01 |
| 0,5544 | 0,4018 | 3,6310 | 27870 | 220,1500 | 42,881 | 1391000 | 1,7166 | 1,4290 | 6,9567 | 2,1118 | 1,6268 | 1.145,20 | 8,6202 | 12 Nov. 01 |
| 0,5520 | 0,4003 | 3,6168 | 27648 | 219,9793 | 42,775 | 1383000 | 1,7040 | 1,4113 | 6,8968 | 2,0935 | 1,6137 | 1.137,97 | 8,5790 | 13 Nov. 01 |
| 0,5509 | 0,3996 | 3,6098 | 27523 | 220,0253 | 42,751 | 1355000 | 1,6855 | 1,4000 | 6,8663 | 2,0815 | 1,6077 | 1.130,31 | 8,5470 | 14 Nov. 01 |
| 0,5520 | 0,4005 | 3,6215 | 27652 | 219,8917 | 42,760 | 1345000 | 1,6989 | 1,4049 | 6,8834 | 2,1035 | 1,6173 | 1.127,84 | 8,5216 | 15 Nov. 01 |
| 0,5533 | 0,4011 | 3,6625 | 27733 | 219,6021 | 42,809 | 1335000 | 1,6893 | 1,4075 | 6,8986 | 2,1145 | 1,6239 | 1.134,81 | 8,4377 | 16 Nov. 01 |
| 0,5520 | 0,4007 | 3,6217 | 27555 | 220,2870 | 42,834 | 1311000 | 1,6868 | 1,3928 | 6,8582 | 2,1150 | 1,6205 | 1.128,14 | 8,4952 | 19 Nov. 01 |
| 0,5534 | 0,4016 | 3,6152 | 27692 | 220,2992 | 42,869 | 1291000 | 1,6941 | 1,4044 | 6,8820 | 2,1255 | 1,6210 | 1.127,71 | 8,6145 | 20 Nov. 01 |
| 0,5519 | 0,4008 | 3,5940 | 27593 | 220,1185 | 43,160 | 1311000 | 1,6982 | 1,4052 | 6,8561 | 2,1337 | 1,6148 | 1.120,85 | 8,6590 | 21 Nov. 01 |
| 0,5526 | 0,4004 | 3,5943 | 27567 | 220,3128 | 43,261 | 1318000 | 1,7006 | 1,4048 | 6,8460 | 2,1436 | 1,6169 | 1.121,39 | 8,7560 | 22 Nov. 01 |
| 0,5530 | 0,4012 | 3,6077 | 27617 | 220,2752 | 43,121 | 1313000 | 1,7010 | 1,4055 | 6,8592 | 2,1415 | 1,6166 | 1.119,60 | 8,7444 | 23 Nov. 01 |
| 0,5541 | 0,4014 | 3,6100 | 27725 | 219,9996 | 43,151 | 1304000 | 1,7007 | 1,4100 | 6,8771 | 2,1333 | 1,6163 | 1.115,48 | 8,7077 | 26 Nov. 01 |
| 0,5527 | 0,4013 | 3,5870 | 27650 | 219,5411 | 43,291 | 1298000 | 1,6830 | 1,4000 | 6,8534 | 2,1148 | 1,6124 | 1.107,29 | 8,7390 | 27 Nov. 01 |
| 0,5541 | 0,4018 | 3,6000 | 27798 | 219,5688 | 43,330 | 1309000 | 1,6950 | 1,4031 | 6,8869 | 2,1335 | 1,6188 | 1.118,89 | 8,7559 | 28 Nov. 01 |
| 0,5555 | 0,4025 | 3,6228 | 28003 | 219,9513 | 43,350 | 1326000 | 1,7125 | 1,4061 | 6,9305 | 2,1474 | 1,6255 | 1.123,32 | 8,8064 | 29 Nov. 01 |
| 0,5569 | 0,4026 | 3,6255 | 28050 | 219,5527 | 43,401 | 1319000 | 1,7073 | 1,4057 | 6,9395 | 2,1338 | 1,6298 | 1.128,27 | 9,1695 | 30 Nov. 01 |
| 0,5583 | 0,4036 | 3,6175 | 28157 | 219,6273 | 43,229 | 1337000 | 1,7203 | 1,4054 | 6,9603 | 2,1533 | 1,6368 | 1.135,97 | 9,3088 | 3 Dec. 01 |
| 0,5578 | 0,4030 | 3,5853 | 28090 | 219,8381 | 43,150 | 1321000 | 1,7227 | 1,4007 | 6,9428 | 2,1523 | 1,6344 | 1.129,66 | 9,2580 | 4 Dec. 01 |
| 0,5585 | 0,4034 | 3,6088 | 28140 | 219,8143 | 43,170 | 1302000 | 1,7323 | 1,4035 | 6,9564 | 2,1551 | 1,6374 | 1.135,39 | 9,6506 | 5 Dec. 01 |
| 0,5565 | 0,4028 | 3,6323 | 28093 | 219,6729 | 43,150 | 1294000 | 1,7176 | 1,3973 | 6,9331 | 2,1360 | 1,6298 | 1.128,37 | 9,8623 | 6 Dec. 01 |
| 0,5581 | 0,4029 | 3,6477 | 28260 | 219,7124 | 43,155 | 1290000 | 1,7245 | 1,4050 | 6,9499 | 2,1422 | 1,6324 | 1.129,47 | 9,7445 | 7 Dec. 01 |
| 0,5557 | 0,4016 | 3,6195 | 28170 | 218,9790 | 43,230 | 1278000 | 1,7209 | 1,3966 | 6,9023 | 2,1338 | 1,6231 | 1.130,15 | 9,8346 | 10 Dec. 01 |
| 0,5580 | 0,4024 | 3,6153 | 28278 | 219,8265 | 43,305 | 1281000 | 1,7325 | 1,4063 | 6,9478 | 2,1375 | 1,6301 | 1.133,99 | 9,8968 | 11 Dec. 01 |
| 0,5590 | 0,4026 | 3,6271 | 28300 | 219,9897 | 43,271 | 1275000 | 1,7235 | 1,4005 | 6,9714 | 2,1242 | 1,6361 | 1.136,02 | 9,9972 | 12 Dec. 01 |
| 0,5605 | 0,4031 | 3,6190 | 28400 | 219,9876 | 43,220 | 1268000 | 1,7241 | 1,4066 | 7,0003 | 2,1392 | 1,6415 | 1.139,29 | 10,2854 | 13 Dec. 01 |
| 0,5631 | 0,4037 | 3,6250 | 28500 | 219,9644 | 43,119 | 1291000 | 1,7398 | 1,4140 | 7,0321 | 2,1582 | 1,6533 | 1.154,86 | 11,1212 | 14 Dec. 01 |
| 0,5643 | 0,4041 | 3,6053 | 28532 | 219,9981 | 42,890 | 1309000 | 1,7458 | 1,4129 | 7,0578 | 2,1630 | 1,6631 | 1.158,27 | 10,7740 | 17 Dec. 01 |
| 0,5628 | 0,4033 | 3,5843 | 28313 | 219,9014 | 42,839 | 1307000 | 1,7452 | 1,4141 | 7,0287 | 2,1588 | 1,6575 | 1.158,94 | 11,0352 | 18 Dec. 01 |
| 0,5615 | 0,4036 | 3,5624 | 28111 | 219,1653 | 43,010 | 1316000 | 1,7465 | 1,4169 | 7,0058 | 2,1565 | 1,6478 | 1.160,60 | 11,2332 | 19 Dec. 01 |
| 0,5617 | 0,4030 | 3,5561 | 28208 | 218,6214 | 43,199 | 1328000 | 1,7677 | 1,4155 | 6,9975 | 2,1751 | 1,6470 | 1.166,49 | 12,1203 | 20 Dec. 01 |
| 0,5611 | 0,4023 | 3,5457 | 28,024 | 218,6593 | 43,081 | 1323000 | 1,7649 | 1,4145 | 6,9733 | 2,1621 | 1,6444 | 1.170,55 | 11,1340 | 21 Dec. 01 |
| 0,5550 | 0,3998 | 3,5195 | 27,600 | 218,8489 | 42,961 | 1304000 | 1,7319 | 1,4044 | 6,8602 | 2,1177 | 1,6181 | 1.147,26 | 10,5356 | 24 Dec. 01 |
| 0,5568 | 0,3996 | 3,5202 | 27712 | 218,8137 | 42,855 | 1270000 | 1,7384 | 1,4134 | 6,8793 | 2,1340 | 1,6360 | 1.169,05 | 10,5876 | 27 Dec. 01 |
| 0,5563 | 0,3994 | 3,4953 | 27817 | 218,8364 | 42,780 | 1269500 | 1,7280 | 1,4077 | 6,8723 | 2,1215 | 1,6306 | 1.161,55 | 10,4302 | 28 Dec. 01 |

* Units of national currency per euro.

Irrevocably fixed conversion rates between the euro and the currencies of the euro area Member States

| | | | | | |
|------------------|-----------------------|------------------|-------------------------|------------------|---------------------------|
| 1 euro = 40,3399 | Belgian francs (BEF) | 1 euro = 6,55957 | French francs (FRF) | 1 euro = 2,20371 | Dutch guilder (NLG) |
| » = 1,9583 | Deutsche marks (DEM) | » = 0,787564 | Irish pounds (IEP) | » = 13,7603 | Austrian schillings (ATS) |
| » = 340,750 | Greek drachmas (GRD) | » = 1,936,27 | Italian liras (ITL) | » = 200,482 | Portuguese escudos (PTE) |
| » = 166,386 | Spanish pesetas (ESP) | » = 40,3399 | Luxembourg francs (LUF) | » = 5,94573 | Finnish markka (FIM) |

Source: Bank of Greece and European Central Bank.

61. Διμερείς συναλλαγματικές ισοτιμίες έναντι του ευρώ* (συνέχεια)
Bilateral exchange rates against the euro* (continued)

| Λατ Λετονίας | Λίρα Μάλτας | Ζλότυ Πολωνίας | Λέι Ρουμανίας | Τόλαρ Σλοβενίας | Κορώνα Σλοβακίας | Λίρα Τουρκίας | Δολάριο Αυστραλίας | Δολάριο Καναδά | Δολάριο Χονγκ Κονγκ | Δολάριο Ν. Ζηλανδίας | Δολάριο Σιγκαπούρης | Γουόν Ν. Κορέας | Ραντ Ν. Αφρικής | Period |
|---------------|---------------|----------------|---------------|-----------------|------------------|----------------|--------------------|----------------|---------------------|----------------------|---------------------|-----------------|-----------------|--------------|
| LVL | MTL | PLN | ROL | SIT | SKK | TRL | AUD | CAD | HKD | NZD | SGD | KRW | ZAR | |
| 0,5601 | 0,4030 | 3,6701 | 26011 | 217,9663 | 43,301 | 1102280 | 1,7324 | 1,3867 | 6,9856 | 2,1310 | 1,6043 | 1154,97 | 7,7158 | 2001: |
| 0,5791 | 0,4098 | 3,8591 | 24591 | 214,4049 | 43,701 | 630116 | 1,6891 | 1,4098 | 7,3182 | 2,1103 | 1,6302 | 1194,92 | 7,2985 | Jan. 01 |
| 0,5709 | 0,4078 | 3,7671 | 24703 | 215,5474 | 43,710 | 719242 | 1,7236 | 1,4027 | 7,1889 | 2,1184 | 1,6067 | 1153,81 | 7,2018 | Feb. 01 |
| 0,5678 | 0,4057 | 3,6945 | 24825 | 216,0526 | 43,707 | 884732 | 1,8072 | 1,4167 | 7,0939 | 2,1753 | 1,6114 | 1173,40 | 7,1709 | Mar. 01 |
| 0,5615 | 0,4027 | 3,5904 | 24870 | 216,3876 | 43,457 | 1088386 | 1,7847 | 1,3903 | 6,9568 | 2,1975 | 1,6165 | 1183,45 | 7,2107 | Apr. 01 |
| 0,5515 | 0,3992 | 3,4842 | 24918 | 217,3480 | 43,156 | 996257 | 1,6813 | 1,3473 | 6,8182 | 2,0723 | 1,5855 | 1133,74 | 6,9660 | May 01 |
| 0,5415 | 0,3961 | 3,3878 | 24715 | 217,9364 | 42,773 | 1041520 | 1,6458 | 1,3014 | 6,6549 | 2,0587 | 1,5499 | 1104,65 | 6,8755 | June 01 |
| 0,5462 | 0,3969 | 3,6171 | 25273 | 218,8028 | 42,625 | 1142682 | 1,6890 | 1,3153 | 6,7130 | 2,1074 | 1,5691 | 1120,28 | 7,0580 | July 01 |
| 0,5625 | 0,4043 | 3,8243 | 26846 | 219,5067 | 43,119 | 1265762 | 1,7169 | 1,3857 | 7,0236 | 2,0895 | 1,5855 | 1153,99 | 7,4823 | Aug. 01 |
| 0,5646 | 0,4050 | 3,8468 | 27556 | 219,8310 | 43,545 | 1351150 | 1,8036 | 1,4260 | 7,1063 | 2,1781 | 1,5929 | 1178,27 | 7,8878 | Sept. 01 |
| 0,5616 | 0,4046 | 3,7465 | 27889 | 220,2144 | 43,594 | 1459174 | 1,7955 | 1,4224 | 7,0655 | 2,1863 | 1,6397 | 1178,62 | 8,4130 | Oct. 01 |
| 0,5549 | 0,4017 | 3,6348 | 27797 | 220,1049 | 43,134 | 1350364 | 1,7172 | 1,4153 | 6,9284 | 2,1322 | 1,6254 | 1137,48 | 8,6467 | Nov. 01 |
| 0,5592 | 0,4025 | 3,5881 | 28150 | 219,4587 | 43,090 | 1297972 | 1,7348 | 1,4075 | 6,9595 | 2,1456 | 1,6389 | 1146,99 | 10,3783 | Dec. 01 |
| 0,5619 | 0,4009 | 3,5922 | 28319 | 219,6918 | 42,503 | 1208795 | 1,7094 | 1,4135 | 6,8886 | 2,0826 | 1,6247 | 1160,78 | 10,2535 | Jan. 02 |
| 0,5580 | 0,3985 | 3,6420 | 28031 | 222,7202 | 42,220 | 1183500 | 1,6963 | 1,3880 | 6,7857 | 2,0771 | 1,5935 | 1147,18 | 9,9955 | Feb. 02 |
| 0,5665 | 0,4047 | 3,5608 | 28687 | 216,7703 | 42,728 | 1311000 | 1,7603 | 1,4436 | 7,0482 | 2,1469 | 1,6737 | 1185,79 | 11,1014 | 2 Jan. 02 |
| 0,5664 | 0,4045 | 3,5690 | 28843 | 220,3297 | 42,829 | 1294000 | 1,7520 | 1,4422 | 7,0463 | 2,1279 | 1,6709 | 1181,64 | 11,1152 | 3 Jan. 02 |
| 0,5628 | 0,4032 | 3,5265 | 28717 | 217,6852 | 42,829 | 1271000 | 1,7280 | 1,4305 | 6,9828 | 2,0916 | 1,6517 | 1167,33 | 10,8522 | 4 Jan. 02 |
| 0,5615 | 0,4021 | 3,4872 | 28800 | 217,9977 | 42,869 | 1248000 | 1,7180 | 1,4212 | 6,9450 | 2,0838 | 1,6441 | 1162,10 | 10,5903 | 7 Jan. 02 |
| 0,5628 | 0,4020 | 3,5070 | 28588 | 216,4417 | 42,845 | 1241000 | 1,7110 | 1,4267 | 6,9480 | 2,0774 | 1,6479 | 1162,18 | 10,3567 | 8 Jan. 02 |
| 0,5638 | 0,4022 | 3,5578 | 28573 | 218,6013 | 42,829 | 1244000 | 1,7070 | 1,4231 | 6,9571 | 2,0812 | 1,6469 | 1165,89 | 10,0941 | 9 Jan. 02 |
| 0,5632 | 0,4018 | 3,5910 | 28647 | 218,7639 | 42,590 | 1236000 | 1,6968 | 1,4254 | 6,9478 | 2,0740 | 1,6450 | 1171,09 | 10,1362 | 10 Jan. 02 |
| 0,5693 | 0,4022 | 3,6057 | 28930 | 218,4235 | 42,554 | 1228000 | 1,7119 | 1,4292 | 6,9554 | 2,1030 | 1,6437 | 1168,84 | 10,3220 | 11 Jan. 02 |
| 0,5641 | 0,4018 | 3,5985 | 28570 | 219,9625 | 42,521 | 1219000 | 1,7229 | 1,4252 | 6,9617 | 2,1077 | 1,6375 | 1166,76 | 10,2024 | 14 Jan. 02 |
| 0,5637 | 0,4019 | 3,6037 | 28637 | 218,6726 | 42,579 | 1220000 | 1,7196 | 1,4209 | 6,9578 | 2,1105 | 1,6282 | 1170,48 | 10,3584 | 15 Jan. 02 |
| 0,5597 | 0,4002 | 3,6438 | 28300 | 219,8864 | 42,400 | 1213000 | 1,7136 | 1,4027 | 6,8760 | 2,1010 | 1,6147 | 1155,73 | 10,4349 | 16 Jan. 02 |
| 0,5600 | 0,4003 | 3,6748 | 28518 | 220,2523 | 42,365 | 1204000 | 1,7137 | 1,4230 | 6,8777 | 2,0945 | 1,6186 | 1161,99 | 10,2278 | 17 Jan. 02 |
| 0,5610 | 0,4002 | 3,6893 | 28227 | 219,9651 | 42,279 | 1190000 | 1,7129 | 1,4219 | 6,8708 | 2,0847 | 1,6173 | 1162,92 | 9,9971 | 18 Jan. 02 |
| 0,5632 | 0,4008 | 3,6657 | 28408 | 219,9364 | 42,340 | 1178000 | 1,7072 | 1,4297 | 6,8943 | 2,0686 | 1,6211 | 1166,88 | 10,1881 | 21 Jan. 02 |
| 0,5639 | 0,4011 | 3,6535 | 28232 | 220,3887 | 42,298 | 1183000 | 1,7015 | 1,4202 | 6,8869 | 2,0587 | 1,6259 | 1175,27 | 10,1589 | 22 Jan. 02 |
| 0,5654 | 0,4016 | 3,6360 | 28135 | 220,6118 | 42,340 | 1195000 | 1,7013 | 1,4233 | 6,9071 | 2,0655 | 1,6282 | 1178,91 | 10,0516 | 23 Jan. 02 |
| 0,5619 | 0,4001 | 3,6193 | 27874 | 220,5543 | 42,225 | 1186000 | 1,6976 | 1,4030 | 6,8378 | 2,0626 | 1,6133 | 1162,07 | 9,9768 | 24 Jan. 02 |
| 0,5575 | 0,3997 | 3,5953 | 27508 | 220,8115 | 42,268 | 1157000 | 1,6805 | 1,3934 | 6,7565 | 2,0436 | 1,5886 | 1145,77 | 9,7813 | 25 Jan. 02 |
| 0,5537 | 0,3967 | 3,5383 | 27386 | 220,9393 | 42,332 | 1148000 | 1,6679 | 1,3830 | 6,6903 | 2,0368 | 1,5746 | 1133,15 | 9,9140 | 28 Jan. 02 |
| 0,5577 | 0,3973 | 3,5392 | 27798 | 222,0085 | 42,252 | 1136500 | 1,6770 | 1,3697 | 6,7261 | 2,0410 | 1,5822 | 1128,54 | 9,8831 | 29 Jan. 02 |
| 0,5575 | 0,3977 | 3,5667 | 27883 | 221,9528 | 42,350 | 1149000 | 1,7074 | 1,3712 | 6,7401 | 2,0832 | 1,5852 | 1132,97 | 9,8908 | 30 Jan. 02 |
| 0,5554 | 0,3976 | 3,5987 | 27750 | 222,2644 | 42,451 | 1142000 | 1,6976 | 1,3672 | 6,7363 | 2,0720 | 1,5842 | 1130,93 | 9,9438 | 31 Jan. 02 |
| 0,5546 | 0,3975 | 3,5850 | 27700 | 222,5979 | 42,470 | 1133000 | 1,6933 | 1,3709 | 6,7324 | 2,0680 | 1,5845 | 1133,04 | 9,9311 | 1 Feb. 02 |
| 0,5573 | 0,3976 | 3,6350 | 27797 | 222,7735 | 42,458 | 1136000 | 1,6930 | 1,3747 | 6,7420 | 2,0645 | 1,5866 | 1134,09 | 10,1005 | 4 Feb. 02 |
| 0,5593 | 0,3983 | 3,6370 | 27952 | 222,7545 | 42,505 | 1137000 | 1,6993 | 1,3881 | 6,7722 | 2,0770 | 1,5929 | 1139,04 | 10,0744 | 5 Feb. 02 |
| 0,5583 | 0,3981 | 3,6525 | 27775 | 222,7125 | 42,478 | 1153000 | 1,7067 | 1,3879 | 6,7575 | 2,0800 | 1,5879 | 1141,05 | 9,9691 | 6 Feb. 02 |
| 0,5577 | 0,3985 | 3,6900 | 27790 | 222,3532 | 42,453 | 1155000 | 1,7070 | 1,3902 | 6,7574 | 2,0865 | 1,5850 | 1142,09 | 10,0177 | 7 Feb. 02 |
| 0,5613 | 0,3999 | 3,6800 | 28055 | 222,3532 | 42,356 | 1200000 | 1,7125 | 1,3956 | 6,8169 | 2,0920 | 1,6025 | 1153,85 | 10,0222 | 8 Feb. 02 |
| 0,5635 | 0,4005 | 3,6740 | 28207 | 222,5116 | 42,528 | 1217000 | 1,7141 | 1,4015 | 6,8589 | 2,0871 | 1,6115 | 1160,81 | 10,0955 | 11 Feb. 02 |
| 0,5610 | 0,3994 | 3,6507 | 28100 | 222,2654 | 42,540 | 1202000 | 1,7210 | 1,3930 | 6,8272 | 2,0943 | 1,6026 | 1155,57 | 10,1140 | 12 Feb. 02 |
| 0,5585 | 0,3987 | 3,6520 | 28000 | 221,9627 | 42,482 | 1178000 | 1,7190 | 1,3926 | 6,8098 | 2,0900 | 1,5970 | 1152,67 | 9,9910 | 13 Feb. 02 |
| 0,5564 | 0,3980 | 3,6350 | 27907 | 221,8263 | 42,183 | 1166000 | 1,6864 | 1,3819 | 6,7802 | 2,0671 | 1,5879 | 1144,17 | 10,0143 | 14 Feb. 02 |
| 0,5570 | 0,3983 | 3,6316 | 27938 | 222,4737 | 42,228 | 1169000 | 1,6833 | 1,3852 | 6,7893 | 2,0660 | 1,5894 | 1145,75 | 10,0020 | 15 Feb. 02 |
| 0,5577 | 0,3984 | 3,6213 | 28008 | 222,1152 | 42,250 | 1181000 | 1,6840 | 1,3862 | 6,7971 | 2,0625 | 1,5931 | 1147,42 | 9,9743 | 18 Feb. 02 |
| 0,5569 | 0,3982 | 3,6150 | 27920 | 223,1876 | 42,171 | 1181000 | 1,6830 | 1,3814 | 6,7792 | 2,0680 | 1,5919 | 1147,34 | 10,0392 | 19 Feb. 02 |
| 0,5589 | 0,3990 | 3,6377 | 28213 | 222,6186 | 42,068 | 1203000 | 1,6903 | 1,3908 | 6,8189 | 2,0795 | 1,5980 | 1149,70 | 9,9976 | 20 Feb. 02 |
| 0,5573 | 0,3983 | 3,6302 | 28252 | 223,0854 | 42,099 | 1205000 | 1,6883 | 1,3823 | 6,7861 | 2,0810 | 1,5930 | 1147,49 | 9,9539 | 21 Feb. 02 |
| 0,5587 | 0,3991 | 3,6405 | 28348 | 223,3361 | 41,930 | 1213000 | 1,6975 | 1,3914 | 6,8219 | 2,0859 | 1,6020 | 1156,35 | 10,0230 | 22 Feb. 02 |
| 0,5581 | 0,3988 | 3,6503 | 28262 | 223,3524 | 41,922 | 1208000 | 1,6995 | 1,3938 | 6,8041 | 2,0915 | 1,5979 | 1149,82 | 9,9236 | 25 Feb. 02 |
| 0,5567 | 0,3979 | 3,6365 | 28075 | 223,4252 | 41,882 | 1209000 | 1,6891 | 1,3939 | 6,7713 | 2,0770 | 1,5911 | 1150,37 | 9,9261 | 26 Feb. 02 |
| 0,5557 | 0,3977 | 3,6375 | 28123 | 223,2652 | 41,730 | 1219000 | 1,6832 | 1,3896 | 6,7454 | 2,0673 | 1,5886 | 1147,72 | 9,8728 | 27 Feb. 02 |
| 0,5555 | 0,3979 | 3,6475 | 28197 | 223,4338 | 41,670 | 1205000 | 1,6761 | 1,3886 | 6,7470 | 2,0576 | 1,5870 | 1145,22 | 9,8682 | 28 Feb. 02 |

* Units of national currency per euro.

Source: Bank of Greece and European Central Bank.

61. Διμερείς συναλλαγματικές ισοτιμίες έναντι του ευρώ* (συνέχεια)
Bilateral exchange rates against the euro* (continued)

| Λατ Λετονίας | Λίρα Μάλτας | Ζλότυ Πολωνίας | Λέι Ρουμανίας | Τόλαρ Σλοβενίας | Κορώνα Σλοβακίας | Λίρα Τουρκίας | Δολάριο Αυστραλίας | Δολάριο Καναδά | Δολάριο Χονγκ Κονγκ | Δολάριο Ν. Ζηλανδίας | Δολάριο Σιγκαπούρης | Γουόν Ν. Κορέας | Ραντ Ν. Αφρικής | Period |
|-----------------|----------------|-------------------|------------------|--------------------|---------------------|------------------|-----------------------|-------------------|------------------------|-------------------------|------------------------|--------------------|--------------------|--------------|
| LVL | MTL | PLN | ROL | SIT | SKK | TRL | AUD | CAD | HKD | NZD | SGD | KRW | ZAR | |
| 0,5601 | 0,4030 | 3,6701 | 26011 | 217,9663 | 43,301 | 1102280 | 1,7324 | 1,3867 | 6,9856 | 2,1310 | 1,6043 | 1154,97 | 7,7158 | 2001: |
| 0,5791 | 0,4098 | 3,8591 | 24591 | 214,4049 | 43,701 | 630116 | 1,6891 | 1,4098 | 7,3182 | 2,1103 | 1,6302 | 1194,92 | 7,2985 | Jan. 01 |
| 0,5709 | 0,4078 | 3,7671 | 24703 | 215,5474 | 43,710 | 719242 | 1,7236 | 1,4027 | 7,1889 | 2,1184 | 1,6067 | 1153,81 | 7,2018 | Feb. 01 |
| 0,5678 | 0,4057 | 3,6945 | 24825 | 216,0526 | 43,707 | 884732 | 1,8072 | 1,4167 | 7,0939 | 2,1753 | 1,6114 | 1173,40 | 7,1709 | Mar. 01 |
| 0,5615 | 0,4027 | 3,5904 | 24870 | 216,3876 | 43,457 | 1088386 | 1,7847 | 1,3903 | 6,9568 | 2,1975 | 1,6165 | 1183,45 | 7,2107 | Apr. 01 |
| 0,5515 | 0,3992 | 3,4842 | 24918 | 217,3480 | 43,156 | 996257 | 1,6813 | 1,3473 | 6,8182 | 2,0723 | 1,5855 | 1133,74 | 6,9660 | May 01 |
| 0,5415 | 0,3961 | 3,3878 | 24715 | 217,9364 | 42,773 | 1041520 | 1,6458 | 1,3014 | 6,6549 | 2,0587 | 1,5499 | 1104,65 | 6,8755 | June 01 |
| 0,5462 | 0,3969 | 3,6171 | 25273 | 218,8028 | 42,625 | 1142682 | 1,6890 | 1,3153 | 6,7130 | 2,1074 | 1,5691 | 1120,28 | 7,0580 | July 01 |
| 0,5625 | 0,4043 | 3,8243 | 26846 | 219,5067 | 43,119 | 1265762 | 1,7169 | 1,3857 | 7,0236 | 2,0895 | 1,5855 | 1153,99 | 7,4823 | Aug. 01 |
| 0,5646 | 0,4050 | 3,8468 | 27556 | 219,8310 | 43,545 | 1351150 | 1,8036 | 1,4260 | 7,1063 | 2,1781 | 1,5929 | 1178,27 | 7,8878 | Sept. 01 |
| 0,5616 | 0,4046 | 3,7465 | 27889 | 220,2144 | 43,594 | 1459174 | 1,7955 | 1,4224 | 7,0655 | 2,1863 | 1,6397 | 1178,62 | 8,4130 | Oct. 01 |
| 0,5549 | 0,4017 | 3,6348 | 27797 | 220,1049 | 43,134 | 1350364 | 1,7172 | 1,4153 | 6,9284 | 2,1322 | 1,6254 | 1137,48 | 8,6467 | Nov. 01 |
| 0,5592 | 0,4025 | 3,5881 | 28150 | 219,4587 | 43,090 | 1297972 | 1,7348 | 1,4075 | 6,9595 | 2,1456 | 1,6389 | 1146,99 | 10,3783 | Dec. 01 |
| 0,5619 | 0,4009 | 3,5922 | 28319 | 219,6918 | 42,503 | 1208795 | 1,7094 | 1,4135 | 6,8886 | 2,0826 | 1,6247 | 1160,78 | 10,2535 | Jan. 02 |
| 0,5580 | 0,3985 | 3,6420 | 28031 | 222,7202 | 42,220 | 1183500 | 1,6963 | 1,3880 | 6,7857 | 2,0771 | 1,5935 | 1147,18 | 9,9955 | Feb. 02 |
| 0,5565 | 0,3998 | 3,6236 | 28669 | 223,5135 | 41,955 | 1193278 | 1,6702 | 1,3902 | 6,8293 | 2,0281 | 1,6010 | 1156,61 | 10,0743 | Mar. 02 |
| 0,5600 | 0,4008 | 3,5944 | 29328 | 224,3736 | 41,713 | 1170095 | 1,6537 | 1,4008 | 6,9091 | 1,9995 | 1,6191 | 1163,18 | 9,8103 | Apr. 02 |
| 0,5550 | 0,3981 | 3,6532 | 28300 | 223,6432 | 41,713 | 1211000 | 1,6783 | 1,3886 | 6,7692 | 2,0575 | 1,5886 | 1148,93 | 9,8723 | 1 Mar. 02 |
| 0,5533 | 0,3977 | 3,6168 | 28178 | 223,0839 | 41,680 | 1197000 | 1,6620 | 1,3762 | 6,7458 | 2,0315 | 1,5814 | 1140,28 | 9,6782 | 4 Mar. 02 |
| 0,5542 | 0,3982 | 3,6105 | 28294 | 223,2141 | 41,978 | 1202000 | 1,6692 | 1,3798 | 6,7715 | 2,0426 | 1,5866 | 1142,90 | 9,5155 | 5 Mar. 02 |
| 0,5552 | 0,3988 | 3,6190 | 28401 | 223,1622 | 42,053 | 1202000 | 1,6743 | 1,3836 | 6,7949 | 2,0460 | 1,5921 | 1146,76 | 9,6660 | 6 Mar. 02 |
| 0,5564 | 0,4000 | 3,6363 | 28612 | 223,5127 | 42,108 | 1202000 | 1,6730 | 1,3855 | 6,8353 | 2,0360 | 1,5954 | 1152,03 | 9,8672 | 7 Mar. 02 |
| 0,5567 | 0,4003 | 3,6507 | 28730 | 223,2836 | 42,132 | 1207000 | 1,6785 | 1,3946 | 6,8614 | 2,0464 | 1,6013 | 1156,19 | 10,5421 | 8 Mar. 02 |
| 0,5548 | 0,3996 | 3,6243 | 28577 | 223,3151 | 42,131 | 1192000 | 1,6785 | 1,3872 | 6,8176 | 2,0473 | 1,5923 | 1146,82 | 10,1439 | 11 Mar. 02 |
| 0,5549 | 0,3998 | 3,6230 | 28547 | 223,2245 | 42,071 | 1192000 | 1,6810 | 1,3831 | 6,8115 | 2,0450 | 1,5912 | 1151,45 | 10,0800 | 12 Mar. 02 |
| 0,5555 | 0,4000 | 3,6278 | 28547 | 223,4026 | 42,020 | 1192000 | 1,6810 | 1,3850 | 6,8123 | 2,0390 | 1,5934 | 1151,58 | 10,3061 | 13 Mar. 02 |
| 0,5578 | 0,4011 | 3,6457 | 28832 | 223,4784 | 41,973 | 1206000 | 1,6880 | 1,4055 | 6,8659 | 2,0508 | 1,6037 | 1157,59 | 10,2335 | 14 Mar. 02 |
| 0,5601 | 0,4018 | 3,6428 | 28941 | 223,7849 | 42,119 | 1197000 | 1,6879 | 1,4098 | 6,9049 | 2,0370 | 1,6120 | 1171,07 | 10,4022 | 15 Mar. 02 |
| 0,5597 | 0,4010 | 3,6233 | 28867 | 223,6921 | 42,040 | 1205000 | 1,6837 | 1,3969 | 6,8862 | 2,0330 | 1,6129 | 1171,26 | 10,3674 | 19 Mar. 02 |
| 0,5588 | 0,4010 | 3,6193 | 28834 | 223,7476 | 42,025 | 1189000 | 1,6638 | 1,3908 | 6,8746 | 2,0041 | 1,6122 | 1168,56 | 10,1758 | 20 Mar. 02 |
| 0,5591 | 0,4009 | 3,6225 | 29040 | 223,8747 | 41,889 | 1191000 | 1,6619 | 1,3956 | 6,8769 | 2,0020 | 1,6125 | 1169,84 | 10,1748 | 21 Mar. 02 |
| 0,5581 | 0,4004 | 3,6198 | 29047 | 223,8733 | 41,819 | 1180000 | 1,6536 | 1,3859 | 6,8598 | 1,9989 | 1,6098 | 1168,33 | 10,1714 | 22 Mar. 02 |
| 0,5556 | 0,3992 | 3,6068 | 28780 | 223,6004 | 41,800 | 1175000 | 1,6529 | 1,3927 | 6,8141 | 1,9999 | 1,6148 | 1161,41 | 10,1436 | 26 Mar. 02 |
| 0,5563 | 0,3994 | 3,5923 | 28760 | 223,6012 | 41,778 | 1167000 | 1,6569 | 1,3897 | 6,8214 | 2,0068 | 1,6112 | 1160,59 | 10,0579 | 27 Mar. 02 |
| 0,5548 | 0,3990 | 3,5902 | 28751 | 223,7477 | 41,852 | 1172000 | 1,6382 | 1,3923 | 6,8044 | 1,9825 | 1,6057 | 1153,31 | 9,9389 | 28 Mar. 02 |
| 0,5580 | 0,3994 | 3,6148 | 28873 | 223,9371 | 41,749 | 1172000 | 1,6464 | 1,4059 | 6,8527 | 1,9892 | 1,6227 | 1161,95 | 9,8974 | 2 Apr. 02 |
| 0,5590 | 0,3998 | 3,6116 | 28862 | 223,8476 | 41,659 | 1173000 | 1,6572 | 1,4010 | 6,8659 | 2,0082 | 1,6220 | 1170,31 | 9,9034 | 3 Apr. 02 |
| 0,5592 | 0,4002 | 3,6065 | 28985 | 223,9723 | 41,775 | 1163000 | 1,6567 | 1,4029 | 6,8777 | 1,9976 | 1,6216 | 1173,19 | 9,9423 | 4 Apr. 02 |
| 0,5578 | 0,3997 | 3,6000 | 29000 | 223,8734 | 41,709 | 1150000 | 1,6531 | 1,3997 | 6,8526 | 1,9998 | 1,6131 | 1164,58 | 9,8689 | 5 Apr. 02 |
| 0,5572 | 0,3994 | 3,5867 | 28870 | 223,9627 | 41,699 | 1155000 | 1,6626 | 1,3957 | 6,8465 | 2,0223 | 1,6123 | 1161,33 | 9,7743 | 8 Apr. 02 |
| 0,5567 | 0,3994 | 3,5943 | 28846 | 224,1386 | 41,578 | 1144000 | 1,6550 | 1,3985 | 6,8349 | 2,0099 | 1,6099 | 1165,13 | 9,8408 | 9 Apr. 02 |
| 0,5570 | 0,3998 | 3,6000 | 28964 | 224,1383 | 41,558 | 1151000 | 1,6576 | 1,4023 | 6,8622 | 2,0098 | 1,6131 | 1165,03 | 9,8670 | 10 Apr. 02 |
| 0,5576 | 0,3999 | 3,5895 | 28968 | 224,1146 | 41,460 | 1138000 | 1,6451 | 1,3978 | 6,8590 | 1,9925 | 1,6150 | 1165,21 | 9,8790 | 11 Apr. 02 |
| 0,5585 | 0,3999 | 3,5803 | 28990 | 224,0623 | 41,465 | 1156000 | 1,6455 | 1,3989 | 6,8661 | 1,9904 | 1,6186 | 1168,16 | 9,8726 | 12 Apr. 02 |
| 0,5579 | 0,3998 | 3,5723 | 29095 | 224,1487 | 41,468 | 1149000 | 1,6525 | 1,3964 | 6,8653 | 1,9966 | 1,6154 | 1163,62 | 9,8437 | 15 Apr. 02 |
| 0,5574 | 0,3999 | 3,5746 | 29122 | 224,1253 | 41,505 | 1141000 | 1,6582 | 1,3974 | 6,8661 | 2,0066 | 1,6158 | 1162,00 | 9,8428 | 16 Apr. 02 |
| 0,5604 | 0,4011 | 3,5960 | 29402 | 224,3860 | 41,595 | 1162000 | 1,6524 | 1,4014 | 6,9260 | 1,9966 | 1,6237 | 1166,57 | 9,9655 | 17 Apr. 02 |
| 0,5611 | 0,4014 | 3,5905 | 29462 | 224,4771 | 41,673 | 1163000 | 1,6528 | 1,3986 | 6,9376 | 1,9998 | 1,6229 | 1163,64 | 9,8979 | 18 Apr. 02 |
| 0,5609 | 0,4011 | 3,5877 | 29492 | 224,6264 | 41,630 | 1159000 | 1,6464 | 1,3992 | 6,9305 | 1,9857 | 1,6198 | 1161,58 | 9,8468 | 19 Apr. 02 |
| 0,5606 | 0,4010 | 3,5885 | 29617 | 224,6127 | 41,633 | 1173000 | 1,6464 | 1,3974 | 6,9274 | 1,9886 | 1,6130 | 1158,04 | 9,7680 | 22 Apr. 02 |
| 0,5602 | 0,4008 | 3,5852 | 29575 | 224,8710 | 41,725 | 1179000 | 1,6492 | 1,3953 | 6,9195 | 1,9900 | 1,6140 | 1154,51 | 9,6927 | 23 Apr. 02 |
| 0,5608 | 0,4013 | 3,5975 | 29632 | 224,8232 | 41,912 | 1187000 | 1,6475 | 1,3959 | 6,9352 | 1,9915 | 1,6155 | 1157,74 | 9,7456 | 24 Apr. 02 |
| 0,5641 | 0,4027 | 3,6108 | 29900 | 224,9638 | 41,910 | 1226000 | 1,6471 | 1,4032 | 6,9952 | 1,9890 | 1,6249 | 1159,33 | 9,7358 | 25 Apr. 02 |
| 0,5639 | 0,4026 | 3,5990 | 29940 | 224,7882 | 41,935 | 1217000 | 1,6507 | 1,4034 | 6,9968 | 1,9965 | 1,6223 | 1159,59 | 9,6348 | 26 Apr. 02 |
| 0,5663 | 0,4035 | 3,5920 | 30183 | 224,9921 | 42,175 | 1205000 | 1,6689 | 1,4130 | 7,0489 | 2,0122 | 1,6339 | 1164,09 | 9,5814 | 29 Apr. 02 |
| 0,5648 | 0,4033 | 3,6037 | 30112 | 224,9846 | 42,161 | 1209000 | 1,6772 | 1,4126 | 7,0255 | 2,0163 | 1,6318 | 1161,13 | 9,6160 | 30 Apr. 02 |

* Units of national currency per euro.

Source: Bank of Greece and European Central Bank.

61. Διμερείς συναλλαγματικές ισοτιμίες έναντι του ευρώ* (συνέχεια)
Bilateral exchange rates against the euro* (continued)

| Λατ Λετονίας | Λίρα Μάλτας | Ζλότυ Πολωνίας | Λέι Ρουμανίας | Τόλαρ Σλοβενίας | Κορώνα Σλοβακίας | Λίρα Τουρκίας | Δολάριο Αυστραλίας | Δολάριο Καναδά | Δολάριο Χονγκ Κονγκ | Δολάριο N. Ζηλανδίας | Δολάριο Σιγκαπούρης | Γουόν N. Κορέας | Ραντ N. Αφρικής | Period |
|-----------------|----------------|-------------------|------------------|--------------------|---------------------|------------------|-----------------------|-------------------|------------------------|-------------------------|------------------------|--------------------|--------------------|--------------|
| LVL | MTL | PLN | ROL | SIT | SKK | TRL | AUD | CAD | HKD | NZD | SGD | KRW | ZAR | |
| 0,5601 | 0,4030 | 3,6701 | 26011 | 217,9663 | 43,301 | 1102280 | 1,7324 | 1,3867 | 6,9856 | 2,1310 | 1,6043 | 1154,97 | 7,7158 | 2001: |
| 0,5791 | 0,4098 | 3,8591 | 24591 | 214,4049 | 43,701 | 630116 | 1,6891 | 1,4098 | 7,3182 | 2,1103 | 1,6302 | 1194,92 | 7,2985 | Jan. 01 |
| 0,5709 | 0,4078 | 3,7671 | 24703 | 215,5474 | 43,710 | 719242 | 1,7236 | 1,4027 | 7,1889 | 2,1184 | 1,6067 | 1153,81 | 7,2018 | Feb. 01 |
| 0,5678 | 0,4057 | 3,6945 | 24825 | 216,0526 | 43,707 | 884732 | 1,8072 | 1,4167 | 7,0939 | 2,1753 | 1,6114 | 1173,40 | 7,1709 | Mar. 01 |
| 0,5615 | 0,4027 | 3,5904 | 24870 | 216,3876 | 43,457 | 1088386 | 1,7847 | 1,3903 | 6,9568 | 2,1975 | 1,6165 | 1183,45 | 7,2107 | Apr. 01 |
| 0,5515 | 0,3992 | 3,4842 | 24918 | 217,3480 | 43,156 | 996257 | 1,6813 | 1,3473 | 6,8182 | 2,0723 | 1,5855 | 1133,74 | 6,9660 | May 01 |
| 0,5415 | 0,3961 | 3,3878 | 24715 | 217,9364 | 42,773 | 1041520 | 1,6458 | 1,3014 | 6,6549 | 2,0587 | 1,5499 | 1104,65 | 6,8755 | June 01 |
| 0,5462 | 0,3969 | 3,6171 | 25273 | 218,8028 | 42,625 | 1142682 | 1,6890 | 1,3153 | 6,7130 | 2,1074 | 1,5691 | 1120,28 | 7,0580 | July 01 |
| 0,5625 | 0,4043 | 3,8243 | 26846 | 219,5067 | 43,119 | 1265762 | 1,7169 | 1,3857 | 7,0236 | 2,0895 | 1,5855 | 1153,99 | 7,4823 | Aug. 01 |
| 0,5646 | 0,4050 | 3,8468 | 27556 | 219,8310 | 43,545 | 1351150 | 1,8036 | 1,4260 | 7,1063 | 2,1781 | 1,5929 | 1178,27 | 7,8878 | Sept. 01 |
| 0,5616 | 0,4046 | 3,7465 | 27889 | 220,2144 | 43,594 | 1459174 | 1,7955 | 1,4224 | 7,0655 | 2,1863 | 1,6397 | 1178,62 | 8,4130 | Oct. 01 |
| 0,5549 | 0,4017 | 3,6348 | 27797 | 220,1049 | 43,134 | 1350364 | 1,7172 | 1,4153 | 6,9284 | 2,1322 | 1,6254 | 1137,48 | 8,6467 | Nov. 01 |
| 0,5592 | 0,4025 | 3,5881 | 28150 | 219,4587 | 43,090 | 1297972 | 1,7348 | 1,4075 | 6,9595 | 2,1456 | 1,6389 | 1146,99 | 10,3783 | Dec. 01 |
| 0,5619 | 0,4009 | 3,5922 | 28319 | 219,6918 | 42,503 | 1208795 | 1,7094 | 1,4135 | 6,8886 | 2,0826 | 1,6247 | 1160,78 | 10,2535 | Jan. 02 |
| 0,5580 | 0,3985 | 3,6420 | 28031 | 222,7202 | 42,220 | 1183500 | 1,6963 | 1,3880 | 6,7857 | 2,0771 | 1,5935 | 1147,18 | 9,9955 | Feb. 02 |
| 0,5565 | 0,3998 | 3,6236 | 28669 | 223,5135 | 41,955 | 1193278 | 1,6702 | 1,3902 | 6,8293 | 2,0281 | 1,6010 | 1156,61 | 10,0743 | Mar. 02 |
| 0,5600 | 0,4008 | 3,5944 | 29328 | 224,3736 | 41,713 | 1170095 | 1,6537 | 1,4008 | 6,9091 | 1,9995 | 1,6191 | 1163,18 | 9,8103 | Apr. 02 |
| 0,5716 | 0,4064 | 3,7126 | 30699 | 225,2300 | 43,002 | 1286227 | 1,6662 | 1,4210 | 7,1521 | 1,9859 | 1,6506 | 1150,08 | 9,2845 | May 02 |
| 0,5839 | 0,4128 | 3,8458 | 31872 | 225,9916 | 44,320 | 1464211 | 1,6784 | 1,4616 | 7,4430 | 1,9512 | 1,7016 | 1159,80 | 9,6998 | June 02 |
| 0,5656 | 0,4034 | 3,5997 | 30182 | 224,9723 | 42,150 | 1236000 | 1,6824 | 1,4123 | 7,0440 | 2,0213 | 1,6363 | 1158,81 | 9,4655 | 2 May 02 |
| 0,5672 | 0,4041 | 3,6465 | 30342 | 225,1646 | 42,234 | 1239000 | 1,6876 | 1,4165 | 7,0840 | 2,0284 | 1,6389 | 1161,72 | 9,5272 | 3 May 02 |
| 0,5700 | 0,4054 | 3,6288 | 30557 | 225,1882 | 42,120 | 1260000 | 1,6982 | 1,4310 | 7,1315 | 2,0429 | 1,6484 | 1166,96 | 9,5052 | 6 May 02 |
| 0,5697 | 0,4052 | 3,6105 | 30433 | 225,3362 | 42,125 | 1253000 | 1,6867 | 1,4322 | 7,1169 | 2,0366 | 1,6503 | 1162,98 | 9,3120 | 7 May 02 |
| 0,5685 | 0,4046 | 3,6295 | 30251 | 225,2634 | 42,205 | 1249000 | 1,6780 | 1,4238 | 7,0875 | 2,0162 | 1,6437 | 1163,26 | 9,3016 | 8 May 02 |
| 0,5674 | 0,4043 | 3,6390 | 30260 | 225,3225 | 42,428 | 1255000 | 1,6753 | 1,4222 | 7,0667 | 2,0129 | 1,6414 | 1157,09 | 9,3645 | 9 May 02 |
| 0,5688 | 0,4052 | 3,6588 | 30451 | 224,9177 | 42,568 | 1257000 | 1,6770 | 1,4234 | 7,1113 | 2,0160 | 1,6467 | 1162,55 | 9,3845 | 10 May 02 |
| 0,5689 | 0,4053 | 3,6740 | 30481 | 224,8740 | 42,520 | 1268000 | 1,6686 | 1,4199 | 7,1112 | 2,0020 | 1,6455 | 1164,64 | 9,2648 | 13 May 02 |
| 0,5672 | 0,4046 | 3,7228 | 30318 | 225,4275 | 42,518 | 1270000 | 1,6596 | 1,4127 | 7,0675 | 1,9895 | 1,6360 | 1154,77 | 9,1689 | 14 May 02 |
| 0,5657 | 0,4040 | 3,6742 | 30276 | 225,2690 | 42,615 | 1255000 | 1,6533 | 1,4081 | 7,0426 | 1,9777 | 1,6321 | 1149,07 | 9,2693 | 15 May 02 |
| 0,5699 | 0,4055 | 3,7315 | 30591 | 225,0549 | 42,875 | 1289000 | 1,6610 | 1,4184 | 7,1155 | 1,9820 | 1,6439 | 1154,00 | 9,2381 | 16 May 02 |
| 0,5705 | 0,4062 | 3,7685 | 30638 | 224,9307 | 43,085 | 1319000 | 1,6605 | 1,4189 | 7,1375 | 1,9767 | 1,6431 | 1150,04 | 9,1978 | 17 May 02 |
| 0,5721 | 0,4072 | 3,7698 | 30833 | 225,2957 | 43,270 | 1320000 | 1,6684 | 1,4182 | 7,1765 | 1,9764 | 1,6495 | 1148,96 | 9,2480 | 20 May 02 |
| 0,5731 | 0,4073 | 3,7748 | 30884 | 225,3108 | 43,700 | 1307000 | 1,6591 | 1,4169 | 7,1887 | 1,9730 | 1,6510 | 1146,65 | 9,2867 | 21 May 02 |
| 0,5752 | 0,4083 | 3,7837 | 31048 | 225,1129 | 43,877 | 1306000 | 1,6598 | 1,4251 | 7,2225 | 1,9605 | 1,6605 | 1145,65 | 9,3540 | 22 May 02 |
| 0,5733 | 0,4074 | 3,7757 | 30951 | 225,2625 | 43,795 | 1306000 | 1,6598 | 1,4162 | 7,1859 | 1,9635 | 1,6614 | 1138,82 | 9,3243 | 23 May 02 |
| 0,5720 | 0,4072 | 3,7597 | 30842 | 225,2851 | 43,616 | 1299000 | 1,6578 | 1,4157 | 7,1664 | 1,9630 | 1,6546 | 1133,06 | 9,1558 | 24 May 02 |
| 0,5722 | 0,4072 | 3,7541 | 30862 | 225,3786 | 43,543 | 1291000 | 1,6516 | 1,4114 | 7,1680 | 1,9419 | 1,6524 | 1124,21 | 9,2038 | 27 May 02 |
| 0,5764 | 0,4083 | 3,7567 | 31074 | 225,3461 | 43,734 | 1303000 | 1,6503 | 1,4184 | 7,2188 | 1,9449 | 1,6600 | 1136,05 | 9,2064 | 28 May 02 |
| 0,5791 | 0,4094 | 3,7740 | 31227 | 225,2843 | 43,714 | 1321000 | 1,6494 | 1,4244 | 7,2695 | 1,9541 | 1,6694 | 1141,05 | 9,1871 | 29 May 02 |
| 0,5809 | 0,4104 | 3,7675 | 31426 | 225,5733 | 43,688 | 1337000 | 1,6600 | 1,4383 | 7,3123 | 1,9658 | 1,6725 | 1141,41 | 9,1036 | 30 May 02 |
| 0,5815 | 0,4107 | 3,7783 | 31447 | 225,4898 | 43,670 | 1357000 | 1,6514 | 1,4382 | 7,3216 | 1,9441 | 1,6758 | 1139,96 | 9,1903 | 31 May 02 |
| 0,5782 | 0,4097 | 3,7532 | 31232 | 225,5050 | 43,615 | 1362000 | 1,6424 | 1,4287 | 7,2640 | 1,9302 | 1,6642 | 1142,15 | 9,1314 | 3 June 02 |
| 0,5811 | 0,4118 | 3,7939 | 31537 | 225,6141 | 43,795 | 1358000 | 1,6400 | 1,4417 | 7,3591 | 1,9158 | 1,6831 | 1141,73 | 9,1449 | 4 June 02 |
| 0,5795 | 0,4108 | 3,7679 | 31215 | 225,7521 | 44,276 | 1350000 | 1,6360 | 1,4375 | 7,3092 | 1,9193 | 1,6821 | 1137,92 | 9,2362 | 5 June 02 |
| 0,5797 | 0,4111 | 3,7698 | 31309 | 225,8761 | 44,434 | 1356000 | 1,6401 | 1,4366 | 7,3208 | 1,9166 | 1,6885 | 1139,74 | 9,2921 | 6 June 02 |
| 0,5821 | 0,4121 | 3,7942 | 31503 | 225,6973 | 44,601 | 1371000 | 1,6482 | 1,4475 | 7,3725 | 1,9268 | 1,6949 | 1150,50 | 9,2776 | 7 June 02 |
| 0,5821 | 0,4124 | 3,8153 | 31582 | 225,8757 | 44,641 | 1394000 | 1,6583 | 1,4527 | 7,3778 | 1,9365 | 1,6960 | 1154,47 | 9,4259 | 10 June 02 |
| 0,5801 | 0,4120 | 3,8077 | 31427 | 225,8650 | 44,460 | 1422000 | 1,6623 | 1,4516 | 7,3450 | 1,9355 | 1,6868 | 1144,64 | 9,4348 | 11 June 02 |
| 0,5815 | 0,4118 | 3,8112 | 31510 | 225,9489 | 44,505 | 1468000 | 1,6594 | 1,4541 | 7,3723 | 1,9255 | 1,6898 | 1162,60 | 9,6179 | 12 June 02 |
| 0,5794 | 0,4110 | 3,7937 | 31459 | 225,9614 | 44,454 | 1463000 | 1,6568 | 1,4491 | 7,3451 | 1,9246 | 1,6800 | 1152,26 | 9,6618 | 13 June 02 |
| 0,5814 | 0,4119 | 3,8217 | 31709 | 226,0296 | 44,610 | 1476000 | 1,6720 | 1,4648 | 7,3928 | 1,9443 | 1,6940 | 1162,10 | 9,8512 | 14 June 02 |
| 0,5793 | 0,4109 | 3,8143 | 31480 | 226,0561 | 44,670 | 1509000 | 1,6899 | 1,4594 | 7,3521 | 1,9542 | 1,6867 | 1159,40 | 9,9951 | 17 June 02 |
| 0,5813 | 0,4109 | 3,8280 | 31743 | 226,0961 | 44,429 | 1505000 | 1,6836 | 1,4635 | 7,3975 | 1,9439 | 1,6999 | 1160,84 | 9,7927 | 18 June 02 |
| 0,5839 | 0,4126 | 3,8412 | 31901 | 226,1154 | 44,334 | 1488000 | 1,6891 | 1,4747 | 7,4575 | 1,9602 | 1,7076 | 1176,19 | 9,8000 | 19 June 02 |
| 0,5849 | 0,4132 | 3,8648 | 31953 | 226,1849 | 44,336 | 1478000 | 1,6860 | 1,4737 | 7,4817 | 1,9590 | 1,7065 | 1165,33 | 9,7766 | 20 June 02 |
| 0,5861 | 0,4139 | 3,8763 | 32115 | 226,2744 | 44,369 | 1518000 | 1,6831 | 1,4728 | 7,5160 | 1,9486 | 1,7088 | 1165,38 | 10,1081 | 21 June 02 |
| 0,5884 | 0,4150 | 3,9076 | 32449 | 226,2741 | 44,271 | 1532000 | 1,7026 | 1,4777 | 7,5753 | 1,9867 | 1,7203 | 1178,55 | 10,0635 | 25 June 02 |
| 0,5942 | 0,4174 | 3,9750 | 33107 | 226,1586 | 44,380 | 1625000 | 1,7270 | 1,4995 | 7,7352 | 1,9960 | 1,7466 | 1183,10 | 10,2448 | 26 June 02 |
| 0,5922 | 0,4162 | 3,9755 | 32930 | 225,9877 | 43,985 | 1567000 | 1,7430 | 1,4844 | 7,6627 | 2,0096 | 1,7363 | 1171,02 | 10,1373 | 27 June 02 |
| 0,5989 | 0,4182 | 4,0598 | 33408 | 226,5672 | 43,920 | 1578000 | 1,7702 | 1,5005 | 7,7805 | 2,0397 | 1,7586 | 1188,32 | 10,3043 | 28 June 02 |

* Units of national currency per euro.

Source: Bank of Greece and European Central Bank.

61. Διμερείς συναλλαγματικές ισοτιμίες έναντι του ευρώ* (συνέχεια)
Bilateral exchange rates against the euro* (continued)

| Λατ Λετονίας | Λίρα Μάλτας | Ζλότυ Πολωνίας | Λέι Ρουμανίας | Τόλαρ Σλοβενίας | Κορώνα Σλοβακίας | Λίρα Τουρκίας | Δολάριο Αυστραλίας | Δολάριο Καναδά | Δολάριο Χονγκ Κονγκ | Δολάριο N. Ζηλανδίας | Δολάριο Σιγκαπούρης | Γουόν N. Κορέας | Ραντ N. Αφρικής | Period |
|-----------------|----------------|-------------------|------------------|--------------------|---------------------|------------------|-----------------------|-------------------|------------------------|-------------------------|------------------------|--------------------|--------------------|--------------|
| LVL | MTL | PLN | ROL | SIT | SKK | TRL | AUD | CAD | HKD | NZD | SGD | KRW | ZAR | |
| 0,5601 | 0,4030 | 3,6701 | 26011 | 217,9663 | 43,301 | 1102280 | 1,7324 | 1,3867 | 6,9856 | 2,1310 | 1,6043 | 1154,97 | 7,7158 | 2001: |
| 0,5791 | 0,4098 | 3,8591 | 24591 | 214,4049 | 43,701 | 630116 | 1,6891 | 1,4098 | 7,3182 | 2,1103 | 1,6302 | 1194,92 | 7,2985 | Jan. 01 |
| 0,5709 | 0,4078 | 3,7671 | 24703 | 215,5474 | 43,710 | 719242 | 1,7236 | 1,4027 | 7,1889 | 2,1184 | 1,6067 | 1153,81 | 7,2018 | Feb. 01 |
| 0,5678 | 0,4057 | 3,6945 | 24825 | 216,0526 | 43,707 | 884732 | 1,8072 | 1,4167 | 7,0939 | 2,1753 | 1,6114 | 1173,40 | 7,1709 | Mar. 01 |
| 0,5615 | 0,4027 | 3,5904 | 24870 | 216,3876 | 43,457 | 1088386 | 1,7847 | 1,3903 | 6,9568 | 2,1975 | 1,6165 | 1183,45 | 7,2107 | Apr. 01 |
| 0,5515 | 0,3992 | 3,4842 | 24918 | 217,3480 | 43,156 | 996257 | 1,6813 | 1,3473 | 6,8182 | 2,0723 | 1,5855 | 1133,74 | 6,9660 | May 01 |
| 0,5415 | 0,3961 | 3,3878 | 24715 | 217,9364 | 42,773 | 1041520 | 1,6458 | 1,3014 | 6,6549 | 2,0587 | 1,5499 | 1104,65 | 6,8755 | June 01 |
| 0,5462 | 0,3969 | 3,6171 | 25273 | 218,8028 | 42,625 | 1142682 | 1,6890 | 1,3153 | 6,7130 | 2,1074 | 1,5691 | 1120,28 | 7,0580 | July 01 |
| 0,5625 | 0,4043 | 3,8243 | 26846 | 219,5067 | 43,119 | 1265762 | 1,7169 | 1,3857 | 7,0236 | 2,0895 | 1,5855 | 1153,99 | 7,4823 | Aug. 01 |
| 0,5646 | 0,4050 | 3,8468 | 27556 | 219,8310 | 43,545 | 1351150 | 1,8036 | 1,4260 | 7,1063 | 2,1781 | 1,5929 | 1178,27 | 7,8878 | Sept. 01 |
| 0,5616 | 0,4046 | 3,7465 | 27889 | 220,2144 | 43,594 | 1459174 | 1,7955 | 1,4224 | 7,0655 | 2,1863 | 1,6397 | 1178,62 | 8,4130 | Oct. 01 |
| 0,5549 | 0,4017 | 3,6348 | 27797 | 220,1049 | 43,134 | 1350364 | 1,7172 | 1,4153 | 6,9284 | 2,1322 | 1,6254 | 1137,48 | 8,6467 | Nov. 01 |
| 0,5592 | 0,4025 | 3,5881 | 28150 | 219,4587 | 43,090 | 1297972 | 1,7348 | 1,4075 | 6,9595 | 2,1456 | 1,6389 | 1146,99 | 10,3783 | Dec. 01 |
| 0,5619 | 0,4009 | 3,5922 | 28319 | 219,6918 | 42,503 | 1208795 | 1,7094 | 1,4135 | 6,8886 | 2,0826 | 1,6247 | 1160,78 | 10,2535 | Jan. 02 |
| 0,5580 | 0,3985 | 3,6420 | 28031 | 222,7202 | 42,220 | 1183500 | 1,6963 | 1,3880 | 6,7857 | 2,0771 | 1,5935 | 1147,18 | 9,9955 | Feb. 02 |
| 0,5565 | 0,3998 | 3,6236 | 28669 | 223,5135 | 41,955 | 1193278 | 1,6702 | 1,3902 | 6,8293 | 2,0281 | 1,6010 | 1156,61 | 10,0743 | Mar. 02 |
| 0,5600 | 0,4008 | 3,5944 | 29328 | 224,3736 | 41,713 | 1170095 | 1,6537 | 1,4008 | 6,9091 | 1,9995 | 1,6191 | 1163,18 | 9,8103 | Apr. 02 |
| 0,5716 | 0,4064 | 3,7126 | 30699 | 225,2300 | 43,002 | 1286227 | 1,6662 | 1,4210 | 7,1521 | 1,9859 | 1,6506 | 1150,08 | 9,2845 | May 02 |
| 0,5839 | 0,4128 | 3,8458 | 31872 | 225,9916 | 44,320 | 1464211 | 1,6784 | 1,4616 | 7,4430 | 1,9512 | 1,7016 | 1159,80 | 9,6998 | June 02 |
| 0,5952 | 0,4160 | 4,0882 | 32745 | 226,5774 | 44,494 | 1650565 | 1,7922 | 1,5321 | 7,7389 | 2,0646 | 1,7395 | 1169,16 | 10,0140 | July 02 |
| 0,5898 | 0,4140 | 4,0836 | 32344 | 227,2065 | 43,928 | 1602636 | 1,8045 | 1,5333 | 7,6265 | 2,1076 | 1,7164 | 1167,08 | 10,3591 | Aug. 02 |
| 0,5969 | 0,4171 | 4,0072 | 33041 | 226,1959 | 43,909 | 1567000 | 1,7667 | 1,5040 | 7,7320 | 2,0400 | 1,7509 | 1190,55 | 9,8094 | 1 July 02 |
| 0,5942 | 0,4159 | 3,9541 | 32782 | 226,1952 | 44,023 | 1582000 | 1,7563 | 1,5032 | 7,6736 | 2,0218 | 1,7444 | 1186,22 | 9,9290 | 2 July 02 |
| 0,5919 | 0,4151 | 4,0081 | 32586 | 226,1949 | 44,201 | 1599000 | 1,7526 | 1,4943 | 7,6284 | 2,0080 | 1,7322 | 1171,45 | 9,9438 | 3 July 02 |
| 0,5922 | 0,4151 | 4,0344 | 32499 | 226,1842 | 44,414 | 1591000 | 1,7608 | 1,4995 | 7,6362 | 2,0152 | 1,7308 | 1175,29 | 9,9907 | 4 July 02 |
| 0,5898 | 0,4144 | 4,0428 | 32312 | 226,1348 | 44,426 | 1559000 | 1,7450 | 1,4875 | 7,5853 | 2,0053 | 1,7228 | 1171,72 | 9,7809 | 5 July 02 |
| 0,5926 | 0,4156 | 4,0938 | 32597 | 226,2177 | 44,424 | 1630000 | 1,7445 | 1,4970 | 7,6657 | 2,0059 | 1,7327 | 1169,53 | 9,9980 | 8 July 02 |
| 0,5965 | 0,4167 | 4,1873 | 32853 | 226,6885 | 44,341 | 1653000 | 1,7536 | 1,5110 | 7,7451 | 2,0185 | 1,7446 | 1174,02 | 9,9598 | 9 July 02 |
| 0,5948 | 0,4159 | 4,1410 | 32660 | 226,1465 | 44,476 | 1650000 | 1,7405 | 1,5034 | 7,7203 | 2,0114 | 1,7333 | 1157,47 | 9,9064 | 10 July 02 |
| 0,5918 | 0,4151 | 4,0965 | 32537 | 226,1610 | 44,651 | 1649000 | 1,7660 | 1,5001 | 7,6719 | 2,0470 | 1,7240 | 1160,11 | 9,9184 | 11 July 02 |
| 0,5925 | 0,4155 | 4,1263 | 32665 | 226,1963 | 44,599 | 1637000 | 1,7647 | 1,5063 | 7,7008 | 2,0420 | 1,7259 | 1157,91 | 9,8927 | 12 July 02 |
| 0,5975 | 0,4175 | 4,1943 | 33073 | 226,7767 | 44,563 | 1697000 | 1,7839 | 1,5371 | 7,8186 | 2,0518 | 1,7432 | 1169,40 | 10,0501 | 15 July 02 |
| 0,6012 | 0,4189 | 4,2250 | 33447 | 226,7795 | 44,715 | 1718000 | 1,8054 | 1,5574 | 7,8989 | 2,0805 | 1,7568 | 1176,55 | 10,2151 | 16 July 02 |
| 0,5994 | 0,4181 | 4,1332 | 33070 | 226,5522 | 44,775 | 1672000 | 1,8143 | 1,5512 | 7,8499 | 2,0850 | 1,7512 | 1179,30 | 10,1546 | 17 July 02 |
| 0,5996 | 0,4180 | 4,0783 | 33167 | 226,9361 | 44,694 | 1677000 | 1,8225 | 1,5502 | 7,8452 | 2,0900 | 1,7532 | 1171,56 | 10,1195 | 18 July 02 |
| 0,6026 | 0,4189 | 4,0997 | 33200 | 226,4019 | 44,754 | 1694000 | 1,8271 | 1,5563 | 7,9138 | 2,0926 | 1,7570 | 1177,54 | 10,0750 | 19 July 02 |
| 0,6005 | 0,4180 | 4,0520 | 32990 | 227,0215 | 44,860 | 1691000 | 1,8243 | 1,5596 | 7,8670 | 2,0820 | 1,7488 | 1165,54 | 10,0986 | 22 July 02 |
| 0,5932 | 0,4151 | 4,0570 | 32943 | 226,6840 | 44,565 | 1665000 | 1,8230 | 1,5625 | 7,7297 | 2,0763 | 1,7290 | 1152,63 | 10,0126 | 23 July 02 |
| 0,5929 | 0,4151 | 4,0850 | 32847 | 227,0066 | 44,634 | 1677000 | 1,8494 | 1,5742 | 7,7336 | 2,1401 | 1,7310 | 1155,20 | 10,1416 | 24 July 02 |
| 0,5977 | 0,4166 | 4,0833 | 32843 | 226,8560 | 44,724 | 1684000 | 1,8495 | 1,5713 | 7,8108 | 2,1451 | 1,7469 | 1162,53 | 10,1993 | 25 July 02 |
| 0,5978 | 0,4161 | 4,0920 | 32715 | 227,0791 | 44,501 | 1682000 | 1,8548 | 1,5722 | 7,8061 | 2,1555 | 1,7587 | 1181,34 | 10,1731 | 26 July 02 |
| 0,5915 | 0,4135 | 4,0655 | 32227 | 226,8919 | 44,420 | 1667000 | 1,8213 | 1,5527 | 7,6602 | 2,1070 | 1,7324 | 1168,70 | 9,9968 | 29 July 02 |
| 0,5921 | 0,4138 | 4,0802 | 32335 | 226,9728 | 44,390 | 1662000 | 1,8055 | 1,5456 | 7,6712 | 2,0863 | 1,7341 | 1163,58 | 10,0076 | 30 July 02 |
| 0,5906 | 0,4128 | 4,0925 | 32110 | 227,0066 | 44,300 | 1660000 | 1,7885 | 1,5425 | 7,6306 | 2,0788 | 1,7254 | 1152,44 | 9,9498 | 31 July 02 |
| 0,5895 | 0,4127 | 4,0920 | 32130 | 226,8914 | 44,230 | 1646000 | 1,8121 | 1,5461 | 7,6127 | 2,1074 | 1,7216 | 1149,53 | 10,0260 | 1 Aug. 02 |
| 0,5929 | 0,4142 | 4,1480 | 32525 | 226,9765 | 44,465 | 1627000 | 1,8277 | 1,5688 | 7,7008 | 2,1216 | 1,7297 | 1164,32 | 10,0813 | 2 Aug. 02 |
| 0,5918 | 0,4139 | 4,1095 | 32435 | 227,0077 | 44,424 | 1608000 | 1,8327 | 1,5606 | 7,6720 | 2,1295 | 1,7270 | 1172,94 | 10,2860 | 5 Aug. 02 |
| 0,5880 | 0,4121 | 4,0605 | 32126 | 227,1978 | 44,244 | 1597000 | 1,8391 | 1,5486 | 7,5574 | 2,1505 | 1,7172 | 1166,56 | 10,3503 | 6 Aug. 02 |
| 0,5884 | 0,4126 | 4,0590 | 32100 | 227,2338 | 44,214 | 1587000 | 1,8206 | 1,5313 | 7,5644 | 2,1415 | 1,7168 | 1167,15 | 10,1688 | 7 Aug. 02 |
| 0,5882 | 0,4129 | 4,0578 | 32036 | 227,2814 | 43,926 | 1583000 | 1,8113 | 1,5228 | 7,5557 | 2,1292 | 1,7125 | 1164,09 | 10,1315 | 8 Aug. 02 |
| 0,5893 | 0,4136 | 4,0896 | 32166 | 227,2312 | 44,122 | 1595000 | 1,8153 | 1,5290 | 7,5885 | 2,1256 | 1,7188 | 1166,02 | 10,1741 | 9 Aug. 02 |
| 0,5907 | 0,4146 | 4,0927 | 32182 | 227,2786 | 44,115 | 1606000 | 1,8083 | 1,5368 | 7,6285 | 2,1108 | 1,7191 | 1173,60 | 10,2333 | 12 Aug. 02 |
| 0,5913 | 0,4148 | 4,1015 | 32308 | 227,3154 | 44,193 | 1602000 | 1,8217 | 1,5435 | 7,6431 | 2,1243 | 1,7243 | 1175,39 | 10,3659 | 13 Aug. 02 |
| 0,5918 | 0,4155 | 4,1086 | 32584 | 227,1859 | 44,356 | 1611000 | 1,8312 | 1,5426 | 7,6883 | 2,1330 | 1,7200 | 1169,04 | 10,4238 | 14 Aug. 02 |
| 0,5886 | 0,4140 | 4,0812 | 32366 | 227,3593 | 44,300 | 1622000 | 1,8069 | 1,5252 | 7,6268 | 2,1050 | 1,7085 | 1159,55 | 10,3959 | 15 Aug. 02 |
| 0,5890 | 0,4153 | 4,1111 | 32417 | 227,2656 | 43,695 | 1607000 | 1,8020 | 1,5315 | 7,6634 | 2,1138 | 1,7161 | 1163,18 | 10,4735 | 16 Aug. 02 |
| 0,5884 | 0,4145 | 4,0837 | 32212 | 227,4495 | 43,570 | 1609000 | 1,8018 | 1,5249 | 7,6431 | 2,0990 | 1,7142 | 1169,02 | 10,3820 | 19 Aug. 02 |
| 0,5888 | 0,4151 | 4,0703 | 32406 | 227,3318 | 43,630 | 1598000 | 1,7940 | 1,5387 | 7,6377 | 2,0876 | 1,7124 | 1165,25 | 10,4113 | 20 Aug. 02 |
| 0,5883 | 0,4147 | 4,0519 | 32247 | 226,9818 | 43,650 | 1589000 | 1,7900 | 1,5308 | 7,6142 | 2,0845 | 1,7083 | 1163,63 | 10,6699 | 21 Aug. 02 |
| 0,5889 | 0,4146 | 4,0901 | 32348 | 227,2972 | 43,756 | 1596000 | 1,8087 | 1,5224 | 7,6205 | 2,1054 | 1,7142 | 1161,36 | 10,6652 | 22 Aug. 02 |
| 0,5878 | 0,4135 | 4,0682 | 32200 | 227,4896 | 43,714 | 1588000 | 1,7840 | 1,5105 | 7,5636 | 2,0740 | 1,7042 | 1161,22 | 10,5576 | 23 Aug. 02 |
| 0,5883 | 0,4135 | 4,0550 | 32164 | 226,5232 | 43,610 | 1583000 | 1,7845 | 1,5097 | 7,5666 | 2,0757 | 1,7054 | 1168,97 | 10,4892 | 26 Aug. 02 |
| 0,5903 | 0,4141 | 4,0723 | 32477 | 226,6621 | 43,694 | 1598000 | 1,7666 | 1,5154 | 7,6236 | 2,0727 | 1,7123 | 1167,80 | 10,4103 | 27 Aug. 02 |
| 0,5917 | 0,4142 | 4,0860 | 32651 | 227,3372 | 43,566 | 1603000 | 1,7782 | 1,5283 | 7,6643 | 2,0820 | 1,7176 | 1174,21 | 10,3817 | 28 Aug. 02 |
| 0,5918 | 0,4141 | 4,0786 | 32788 | 227,5537 | 43,524 | 1601000 | 1,7830 | 1,5340 | 7,6774 | 2,0980 | 1,7220 | 1176,83 | 10,4888 | 29 Aug. 02 |
| 0,5907 | 0,4137 | 4,0720 | 32689 | 227,6933 | 43,410 | 1602000 | 1,7800 | 1,5315 | 7,6697 | 2,0970 | 1,7195 | 1176,03 | 10,3344 | 30 Aug. 02 |

* Units of national currency per euro.

Source: Bank of Greece and European Central Bank.

61. Διμερείς συναλλαγματικές ισοτιμίες έναντι του ευρώ* (συνέχεια)
Bilateral exchange rates against the euro* (continued)

| Λατ Λετονίας | Λίρα Μάλτας | Ζλότυ Πολωνίας | Λέι Ρουμανίας | Τόλαρ Σλοβενίας | Κορώνα Σλοβακίας | Λίρα Τουρκίας | Δολάριο Αυστραλίας | Δολάριο Καναδά | Δολάριο Χονγκ Κονγκ | Δολάριο N. Ζηλανδίας | Δολάριο Σιγκαπούρης | Γουόν N. Κορέας | Ραντ N. Αφρικής | Period |
|-----------------|----------------|-------------------|------------------|--------------------|---------------------|------------------|-----------------------|-------------------|------------------------|-------------------------|------------------------|--------------------|--------------------|--------------|
| LVL | MTL | PLN | ROL | SIT | SKK | TRL | AUD | CAD | HKD | NZD | SGD | KRW | ZAR | |
| 0,5601 | 0,4030 | 3,6701 | 26011 | 217,9663 | 43,301 | 1102280 | 1,7324 | 1,3867 | 6,9856 | 2,1310 | 1,6043 | 1154,97 | 7,7158 | 2001: |
| 0,5791 | 0,4098 | 3,8591 | 24591 | 214,4049 | 43,701 | 630116 | 1,6891 | 1,4098 | 7,3182 | 2,1103 | 1,6302 | 1194,92 | 7,2985 | Jan. 01 |
| 0,5709 | 0,4078 | 3,7671 | 24703 | 215,5474 | 43,710 | 719244 | 1,7236 | 1,4027 | 7,1889 | 2,1184 | 1,6067 | 1153,81 | 7,2018 | Feb. 01 |
| 0,5678 | 0,4057 | 3,6945 | 24825 | 216,0526 | 43,707 | 884732 | 1,8072 | 1,4167 | 7,0939 | 2,1753 | 1,6114 | 1173,40 | 7,1709 | Mar. 01 |
| 0,5615 | 0,4027 | 3,5904 | 24870 | 216,3876 | 43,457 | 1088386 | 1,7847 | 1,3903 | 6,9568 | 2,1975 | 1,6165 | 1183,45 | 7,2107 | Apr. 01 |
| 0,5515 | 0,3992 | 3,4842 | 24918 | 217,3480 | 43,156 | 996257 | 1,6813 | 1,3473 | 6,8182 | 2,0723 | 1,5855 | 1133,74 | 6,9660 | May 01 |
| 0,5415 | 0,3961 | 3,3878 | 24715 | 217,9364 | 42,773 | 1041520 | 1,6458 | 1,3014 | 6,6549 | 2,0587 | 1,5499 | 1104,65 | 6,8755 | June 01 |
| 0,5462 | 0,3969 | 3,6171 | 25273 | 218,8028 | 42,625 | 1142682 | 1,6890 | 1,3153 | 6,7130 | 2,1074 | 1,5691 | 1120,28 | 7,0580 | July 01 |
| 0,5625 | 0,4043 | 3,8243 | 26846 | 219,5067 | 43,119 | 1265762 | 1,7169 | 1,3857 | 7,0236 | 2,0895 | 1,5855 | 1153,99 | 7,4823 | Aug. 01 |
| 0,5646 | 0,4050 | 3,8468 | 27556 | 219,8310 | 43,545 | 1351150 | 1,8036 | 1,4260 | 7,1063 | 2,1781 | 1,5929 | 1178,27 | 7,8878 | Sept. 01 |
| 0,5616 | 0,4046 | 3,7465 | 27889 | 220,2144 | 43,594 | 1459174 | 1,7955 | 1,4224 | 7,0655 | 2,1863 | 1,6397 | 1178,62 | 8,4130 | Oct. 01 |
| 0,5549 | 0,4017 | 3,6348 | 27797 | 220,1049 | 43,134 | 1350364 | 1,7172 | 1,4153 | 6,9284 | 2,1322 | 1,6254 | 1137,48 | 8,6467 | Nov. 01 |
| 0,5592 | 0,4025 | 3,5881 | 28150 | 219,4587 | 43,090 | 1297972 | 1,7348 | 1,4075 | 6,9595 | 2,1456 | 1,6389 | 1146,99 | 10,3783 | Dec. 01 |
| 0,5619 | 0,4009 | 3,5922 | 28319 | 219,6918 | 42,503 | 1208795 | 1,7094 | 1,4135 | 6,8886 | 2,0826 | 1,6247 | 1160,78 | 10,2535 | Jan. 02 |
| 0,5580 | 0,3985 | 3,6420 | 28031 | 222,7202 | 42,220 | 1183500 | 1,6963 | 1,3880 | 6,7857 | 2,0771 | 1,5935 | 1147,18 | 9,9955 | Feb. 02 |
| 0,5565 | 0,3998 | 3,6236 | 28669 | 223,5135 | 41,955 | 1193278 | 1,6702 | 1,3902 | 6,8293 | 2,0281 | 1,6010 | 1156,61 | 10,0743 | Mar. 02 |
| 0,5600 | 0,4008 | 3,5944 | 29328 | 224,3736 | 41,713 | 1170095 | 1,6537 | 1,4008 | 6,9091 | 1,9995 | 1,6191 | 1163,18 | 9,8103 | Apr. 02 |
| 0,5716 | 0,4064 | 3,7126 | 30699 | 225,2300 | 43,002 | 1286227 | 1,6662 | 1,4210 | 7,1521 | 1,9859 | 1,6506 | 1150,08 | 9,2845 | May 02 |
| 0,5839 | 0,4128 | 3,8458 | 31872 | 225,9916 | 44,320 | 1464211 | 1,6784 | 1,4616 | 7,4430 | 1,9512 | 1,7016 | 1159,80 | 9,6998 | June 02 |
| 0,5952 | 0,4160 | 4,0882 | 32745 | 226,5774 | 44,494 | 1650565 | 1,7922 | 1,5321 | 7,7389 | 2,0646 | 1,7395 | 1169,16 | 10,0140 | July 02 |
| 0,5898 | 0,4140 | 4,0836 | 32344 | 227,2065 | 43,928 | 1602636 | 1,8045 | 1,5333 | 7,6265 | 2,1076 | 1,7164 | 1167,08 | 10,3591 | Aug. 02 |
| 0,5912 | 0,4129 | 4,0703 | 32473 | 228,0443 | 42,929 | 1620238 | 1,7927 | 1,5434 | 7,6500 | 2,0847 | 1,7320 | 1182,57 | 10,3986 | Sept. 02 |
| 0,5953 | 0,4129 | 4,0434 | 32607 | 228,7328 | 41,7969 | 1625696 | 1,7831 | 1,5481 | 7,6521 | 2,0381 | 1,7511 | 1211,92 | 10,1148 | Oct. 02 |
| 0,5903 | 0,4128 | 4,0585 | 32508 | 227,6115 | 43,340 | 1594000 | 1,7803 | 1,5301 | 7,6603 | 2,0891 | 1,7181 | 1175,77 | 10,4004 | 2 Sept. 02 |
| 0,5930 | 0,4141 | 4,0893 | 32793 | 227,7253 | 43,235 | 1608000 | 1,8016 | 1,5390 | 7,7297 | 2,1055 | 1,7316 | 1184,74 | 10,5955 | 3 Sept. 02 |
| 0,5949 | 0,4142 | 4,0949 | 32872 | 227,8882 | 43,320 | 1619000 | 1,8262 | 1,5444 | 7,7585 | 2,1339 | 1,7370 | 1183,79 | 10,6672 | 4 Sept. 02 |
| 0,5954 | 0,4143 | 4,1269 | 32902 | 227,8874 | 43,364 | 1622000 | 1,8320 | 1,5691 | 7,7805 | 2,1375 | 1,7406 | 1183,04 | 10,5496 | 5 Sept. 02 |
| 0,5932 | 0,4137 | 4,1273 | 32743 | 227,8284 | 43,266 | 1610000 | 1,8222 | 1,5558 | 7,7360 | 2,1165 | 1,7340 | 1181,23 | 10,4868 | 6 Sept. 02 |
| 0,5892 | 0,4127 | 4,0875 | 32430 | 227,8788 | 43,220 | 1608000 | 1,7935 | 1,5290 | 7,6395 | 2,0902 | 1,7151 | 1167,25 | 10,2935 | 9 Sept. 02 |
| 0,5876 | 0,4124 | 4,0503 | 32315 | 227,9550 | 43,160 | 1634000 | 1,7750 | 1,5315 | 7,6130 | 2,0715 | 1,7114 | 1164,37 | 10,2720 | 10 Sept. 02 |
| 0,5870 | 0,4122 | 4,0507 | 32202 | 228,0400 | 43,151 | 1612000 | 1,7826 | 1,5386 | 7,6042 | 2,0760 | 1,7118 | 1167,44 | 10,3695 | 11 Sept. 02 |
| 0,5878 | 0,4124 | 4,0727 | 32282 | 228,0255 | 43,063 | 1626000 | 1,7646 | 1,5425 | 7,6100 | 2,0539 | 1,7167 | 1167,33 | 10,3741 | 12 Sept. 02 |
| 0,5906 | 0,4127 | 4,0830 | 32407 | 228,0396 | 43,231 | 1628000 | 1,7793 | 1,5521 | 7,6510 | 2,0635 | 1,7322 | 1175,92 | 10,3409 | 13 Sept. 02 |
| 0,5874 | 0,4121 | 4,0524 | 32063 | 228,1500 | 43,219 | 1621000 | 1,7692 | 1,5318 | 7,5522 | 2,0601 | 1,7245 | 1176,48 | 10,3366 | 16 Sept. 02 |
| 0,5868 | 0,4122 | 4,0280 | 32065 | 228,2132 | 43,386 | 1612000 | 1,7683 | 1,5217 | 7,5257 | 2,0600 | 1,7189 | 1175,92 | 10,2747 | 17 Sept. 02 |
| 0,5887 | 0,4122 | 4,0543 | 32282 | 228,2114 | 43,384 | 1622000 | 1,7764 | 1,5430 | 7,5851 | 2,0663 | 1,7248 | 1174,78 | 10,3547 | 18 Sept. 02 |
| 0,5919 | 0,4129 | 4,0552 | 32593 | 228,1936 | 43,212 | 1637000 | 1,7778 | 1,5416 | 7,6545 | 2,0640 | 1,7365 | 1181,90 | 10,3489 | 19 Sept. 02 |
| 0,5920 | 0,4133 | 4,0517 | 32700 | 228,2800 | 43,131 | 1627000 | 1,7919 | 1,5403 | 7,6359 | 2,0772 | 1,7419 | 1179,70 | 10,2942 | 20 Sept. 02 |
| 0,5940 | 0,4132 | 4,0626 | 32658 | 228,1515 | 42,653 | 1627000 | 1,7982 | 1,5470 | 7,6681 | 2,0862 | 1,7457 | 1199,87 | 10,4508 | 23 Sept. 02 |
| 0,5949 | 0,4131 | 4,0718 | 32557 | 228,1250 | 42,416 | 1626000 | 1,8087 | 1,5617 | 7,6657 | 2,0905 | 1,7480 | 1197,54 | 10,4963 | 24 Sept. 02 |
| 0,5922 | 0,4124 | 4,0510 | 32280 | 228,2565 | 41,929 | 1612000 | 1,7913 | 1,5495 | 7,6210 | 2,0737 | 1,7431 | 1197,44 | 10,4281 | 25 Sept. 02 |
| 0,5926 | 0,4125 | 4,0516 | 32384 | 227,9500 | 42,056 | 1624000 | 1,8021 | 1,5461 | 7,6406 | 2,0941 | 1,7476 | 1198,64 | 10,3225 | 26 Sept. 02 |
| 0,5922 | 0,4125 | 4,0640 | 32317 | 228,2150 | 41,964 | 1619000 | 1,7948 | 1,5409 | 7,6275 | 2,0747 | 1,7390 | 1195,87 | 10,3076 | 27 Sept. 02 |
| 0,5941 | 0,4131 | 4,0926 | 32578 | 228,3050 | 41,805 | 1637000 | 1,8101 | 1,5566 | 7,6905 | 2,0936 | 1,7542 | 1204,89 | 10,4077 | 30 Sept. 02 |
| 0,5951 | 0,4128 | 4,0811 | 32619 | 227,9173 | 41,690 | 1641000 | 1,8185 | 1,5639 | 7,6910 | 2,0996 | 1,7614 | 1210,63 | 10,3491 | 1 Oct. 02 |
| 0,5945 | 0,4127 | 4,0764 | 32555 | 228,4350 | 42,065 | 1615000 | 1,8067 | 1,5556 | 7,6709 | 2,0732 | 1,7556 | 1205,18 | 10,2363 | 2 Oct. 02 |
| 0,5961 | 0,4132 | 4,0988 | 32712 | 228,4354 | 42,063 | 1621000 | 1,8179 | 1,5733 | 7,7140 | 2,0788 | 1,7654 | 1211,92 | 10,2624 | 3 Oct. 02 |
| 0,5947 | 0,4130 | 4,0935 | 32585 | 228,5250 | 41,996 | 1613000 | 1,8024 | 1,5665 | 7,6944 | 2,0653 | 1,7563 | 1211,32 | 10,2744 | 4 Oct. 02 |
| 0,5930 | 0,4124 | 4,0784 | 32378 | 228,5200 | 41,926 | 1612000 | 1,7832 | 1,5608 | 7,6500 | 2,0268 | 1,7578 | 1211,97 | 10,2248 | 7 Oct. 02 |
| 0,5944 | 0,4124 | 4,0803 | 32358 | 228,4512 | 41,945 | 1614000 | 1,7878 | 1,5590 | 7,6436 | 2,0321 | 1,7532 | 1217,16 | 10,2594 | 8 Oct. 02 |
| 0,5958 | 0,4131 | 4,0923 | 32462 | 228,5900 | 42,140 | 1619000 | 1,7925 | 1,5668 | 7,6546 | 2,0461 | 1,7555 | 1218,41 | 10,2949 | 9 Oct. 02 |
| 0,5976 | 0,4134 | 4,0705 | 32703 | 228,5750 | 42,055 | 1627000 | 1,7998 | 1,5719 | 7,7023 | 2,0571 | 1,7713 | 1237,14 | 10,3391 | 10 Oct. 02 |
| 0,5973 | 0,4133 | 4,0702 | 32710 | 228,6600 | 41,940 | 1621000 | 1,7981 | 1,5648 | 7,6884 | 2,0515 | 1,7690 | 1237,35 | 10,2771 | 11 Oct. 02 |
| 0,5983 | 0,4134 | 4,0733 | 32710 | 228,6550 | 41,995 | 1630000 | 1,8063 | 1,5648 | 7,7007 | 2,0616 | 1,7783 | 1238,07 | 10,3000 | 14 Oct. 02 |
| 0,5959 | 0,4130 | 4,0550 | 32590 | 228,6550 | 41,993 | 1618000 | 1,7948 | 1,5531 | 7,6514 | 2,0465 | 1,7730 | 1231,16 | 10,2552 | 15 Oct. 02 |
| 0,5957 | 0,4132 | 4,0680 | 32613 | 228,7450 | 42,045 | 1617000 | 1,7947 | 1,5590 | 7,6612 | 2,0485 | 1,7584 | 1219,92 | 10,2356 | 16 Oct. 02 |
| 0,5932 | 0,4123 | 4,0580 | 32442 | 228,7750 | 41,974 | 1614000 | 1,7740 | 1,5390 | 7,6146 | 2,0274 | 1,7373 | 1205,73 | 10,0814 | 17 Oct. 02 |
| 0,5939 | 0,4124 | 4,0620 | 32415 | 228,8200 | 41,790 | 1612000 | 1,7665 | 1,5304 | 7,5924 | 2,0218 | 1,7426 | 1206,17 | 10,0489 | 18 Oct. 02 |
| 0,5942 | 0,4127 | 4,0417 | 32422 | 228,9050 | 41,525 | 1625000 | 1,7616 | 1,5300 | 7,6024 | 2,0198 | 1,7359 | 1203,88 | 10,0136 | 21 Oct. 02 |
| 0,5959 | 0,4130 | 4,0300 | 32593 | 228,8993 | 41,438 | 1618000 | 1,7643 | 1,5270 | 7,6181 | 2,0205 | 1,7445 | 1208,59 | 10,0000 | 22 Oct. 02 |
| 0,5955 | 0,4129 | 4,0250 | 32555 | 228,8950 | 41,531 | 1628000 | 1,7668 | 1,5331 | 7,6235 | 2,0150 | 1,7370 | 1199,29 | 9,9753 | 23 Oct. 02 |
| 0,5937 | 0,4125 | 3,9903 | 32523 | 228,9000 | 41,551 | 1630000 | 1,7543 | 1,5221 | 7,5947 | 2,0002 | 1,7339 | 1194,76 | 9,8977 | 24 Oct. 02 |
| 0,5945 | 0,4125 | 3,9640 | 32610 | 228,9750 | 41,484 | 1637000 | 1,7572 | 1,5277 | 7,6140 | 2,0055 | 1,7336 | 1197,53 | 9,8865 | 25 Oct. 02 |
| 0,5941 | 0,4132 | 3,9583 | 32553 | 228,9750 | 41,534 | 1637000 | 1,7501 | 1,5237 | 7,6001 | 1,9961 | 1,7362 | 1197,17 | 9,8152 | 28 Oct. 02 |
| 0,5956 | 0,4130 | 3,9748 | 32907 | 229,2013 | 41,605 | 1645000 | 1,7579 | 1,5329 | 7,6588 | 2,0125 | 1,7387 | 1200,40 | 9,8624 | 29 Oct. 02 |
| 0,5955 | 0,4132 | 3,9788 | 32865 | 229,2191 | 41,569 | 1649000 | 1,7741 | 1,5365 | 7,6630 | 2,0310 | 1,7380 | 1205,33 | 9,9031 | 30 Oct. 02 |
| 0,5970 | 0,4135 | 3,9777 | 33070 | 229,1250 | 41,474 | 1648000 | 1,7813 | 1,5449 | 7,6932 | 2,0405 | 1,7435 | 1205,08 | 9,8477 | 31 Oct. 02 |

* Units of national currency per euro.

Source: Bank of Greece and European Central Bank.

61. Διμερείς συναλλαγματικές ισοτιμίες έναντι του ευρώ* (συνέχεια)
Bilateral exchange rates against the euro* (continued)

| Λατ Λετονίας | Λίρα Μάλτας | Ζλότυ Πολωνίας | Λέι Ρουμανίας | Τόλαρ Σλοβενίας | Κορώνα Σλοβακίας | Λίρα Τουρκίας | Δολάριο Αυστραλίας | Δολάριο Καναδά | Δολάριο Χονγκ Κονγκ | Δολάριο N. Ζηλανδίας | Δολάριο Σιγκαπούρης | Γουόν N. Κορέας | Ραντ N. Αφρικής | Period |
|-----------------|----------------|-------------------|------------------|--------------------|---------------------|------------------|-----------------------|-------------------|------------------------|-------------------------|------------------------|--------------------|--------------------|--------------|
| LVL | MTL | PLN | ROL | SIT | SKK | TRL | AUD | CAD | HKD | NZD | SGD | KRW | ZAR | |
| 0,5601 | 0,4030 | 3,6701 | 26011 | 217,9663 | 43,301 | 1102280 | 1,7324 | 1,3867 | 6,9856 | 2,1310 | 1,6043 | 1154,97 | 7,7158 | 2001: |
| 0,5808 | 0,4088 | 3,8532 | 31244 | 225,9635 | 42,679 | 1435905 | 1,7366 | 1,4827 | 7,3688 | 2,0358 | 1,6902 | 1175,28 | 9,8972 | 2002: |
| 0,5791 | 0,4098 | 3,8591 | 24591 | 214,4049 | 43,701 | 630116 | 1,6891 | 1,4098 | 7,3182 | 2,1103 | 1,6302 | 1194,92 | 7,2985 | Jan. 01 |
| 0,5709 | 0,4078 | 3,7671 | 24703 | 215,5474 | 43,710 | 719242 | 1,7236 | 1,4027 | 7,1889 | 2,1184 | 1,6067 | 1153,81 | 7,2018 | Feb. 01 |
| 0,5678 | 0,4057 | 3,6945 | 24825 | 216,0526 | 43,707 | 884732 | 1,8072 | 1,4167 | 7,0939 | 2,1753 | 1,6114 | 1173,40 | 7,1709 | Mar. 01 |
| 0,5615 | 0,4027 | 3,5904 | 24870 | 216,3876 | 43,457 | 1088386 | 1,7847 | 1,3903 | 6,9568 | 2,1975 | 1,6165 | 1183,45 | 7,2107 | Apr. 01 |
| 0,5515 | 0,3992 | 3,4842 | 24918 | 217,3480 | 43,156 | 996257 | 1,6813 | 1,3473 | 6,8182 | 2,0723 | 1,5855 | 1133,74 | 6,9660 | May 01 |
| 0,5415 | 0,3961 | 3,3878 | 24715 | 217,9364 | 42,773 | 1041520 | 1,6458 | 1,3014 | 6,6549 | 2,0587 | 1,5499 | 1104,65 | 6,8755 | June 01 |
| 0,5462 | 0,3969 | 3,6171 | 25273 | 218,8028 | 42,625 | 1142682 | 1,6890 | 1,3153 | 6,7130 | 2,1074 | 1,5691 | 1120,28 | 7,0580 | July 01 |
| 0,5625 | 0,4043 | 3,8243 | 26846 | 219,5067 | 43,119 | 1265762 | 1,7169 | 1,3857 | 7,0236 | 2,0895 | 1,5855 | 1153,99 | 7,4823 | Aug. 01 |
| 0,5646 | 0,4050 | 3,8468 | 27556 | 219,8310 | 43,545 | 1351150 | 1,8036 | 1,4260 | 7,1063 | 2,1781 | 1,5929 | 1178,27 | 7,8878 | Sept. 01 |
| 0,5616 | 0,4046 | 3,7465 | 27889 | 220,2144 | 43,594 | 1459174 | 1,7955 | 1,4224 | 7,0655 | 2,1863 | 1,6397 | 1178,62 | 8,4130 | Oct. 01 |
| 0,5549 | 0,4017 | 3,6348 | 27797 | 220,1049 | 43,134 | 1350364 | 1,7172 | 1,4153 | 6,9284 | 2,1322 | 1,6254 | 1137,48 | 8,6467 | Nov. 01 |
| 0,5592 | 0,4025 | 3,5881 | 28150 | 219,4587 | 43,090 | 1297972 | 1,7348 | 1,4075 | 6,9595 | 2,1456 | 1,6389 | 1146,99 | 10,3783 | Dec. 01 |
| 0,5619 | 0,4009 | 3,5922 | 28319 | 219,6918 | 42,503 | 1208795 | 1,7094 | 1,4135 | 6,8886 | 2,0826 | 1,6247 | 1160,78 | 10,2535 | Jan. 02 |
| 0,5580 | 0,3985 | 3,6420 | 28031 | 222,7202 | 42,220 | 1183500 | 1,6963 | 1,3880 | 6,7857 | 2,0771 | 1,5935 | 1147,18 | 9,9955 | Feb. 02 |
| 0,5565 | 0,3998 | 3,6236 | 28669 | 223,5135 | 41,955 | 1193278 | 1,6702 | 1,3902 | 6,8293 | 2,0281 | 1,6010 | 1156,61 | 10,0743 | Mar. 02 |
| 0,5600 | 0,4008 | 3,5944 | 29328 | 224,3736 | 41,713 | 1170095 | 1,6537 | 1,4008 | 6,9091 | 1,9995 | 1,6191 | 1163,18 | 9,8103 | Apr. 02 |
| 0,5716 | 0,4064 | 3,7126 | 30699 | 225,2300 | 43,002 | 1286227 | 1,6662 | 1,4210 | 7,1521 | 1,9859 | 1,6506 | 1150,08 | 9,2845 | May 02 |
| 0,5839 | 0,4128 | 3,8458 | 31872 | 225,9916 | 44,320 | 1464211 | 1,6784 | 1,4616 | 7,4430 | 1,9512 | 1,7016 | 1159,80 | 9,6998 | June 02 |
| 0,5952 | 0,4160 | 4,0882 | 32745 | 226,5774 | 44,494 | 1650565 | 1,7922 | 1,5321 | 7,7389 | 2,0646 | 1,7395 | 1169,16 | 10,0140 | July 02 |
| 0,5898 | 0,4140 | 4,0836 | 32344 | 227,2065 | 43,928 | 1602636 | 1,8045 | 1,5333 | 7,6265 | 2,1076 | 1,7164 | 1167,08 | 10,3591 | Aug. 02 |
| 0,5912 | 0,4129 | 4,0703 | 32473 | 228,0443 | 42,929 | 1620238 | 1,7927 | 1,5434 | 7,6500 | 2,0847 | 1,7320 | 1182,57 | 10,3986 | Sept. 02 |
| 0,5953 | 0,4129 | 4,0434 | 32607 | 228,7328 | 41,797 | 1625696 | 1,7831 | 1,5481 | 7,6521 | 2,0381 | 1,7511 | 1211,92 | 10,1148 | Oct. 02 |
| 0,6012 | 0,4148 | 3,9569 | 33592 | 229,4644 | 41,540 | 1606571 | 1,7847 | 1,5735 | 7,8098 | 2,0155 | 1,7666 | 1208,19 | 9,6582 | Nov. 02 |
| 0,6049 | 0,4160 | 3,9858 | 34251 | 230,0165 | 41,745 | 1619050 | 1,8076 | 1,5872 | 7,9409 | 1,9947 | 1,7858 | 1226,88 | 9,1039 | Dec. 02 |
| 0,6010 | 0,4145 | 3,9932 | 33352 | 229,1250 | 41,464 | 1683000 | 1,7915 | 1,5531 | 7,7793 | 2,0365 | 1,7592 | 1221,82 | 9,9441 | 1 Nov. 02 |
| 0,6005 | 0,4146 | 3,9732 | 33382 | 229,1800 | 41,260 | 1664000 | 1,7726 | 1,5483 | 7,7557 | 2,0095 | 1,7543 | 1212,17 | 9,8282 | 4 Nov. 02 |
| 0,6032 | 0,4152 | 3,9857 | 33642 | 229,1650 | 41,304 | 1645000 | 1,7815 | 1,5601 | 7,8177 | 2,0151 | 1,7600 | 1219,92 | 9,9282 | 5 Nov. 02 |
| 0,6007 | 0,4147 | 3,9637 | 33387 | 229,3125 | 41,276 | 1636000 | 1,7756 | 1,5507 | 7,7643 | 2,0099 | 1,7541 | 1219,49 | 9,8654 | 6 Nov. 02 |
| 0,6017 | 0,4149 | 3,9572 | 33617 | 229,2750 | 41,288 | 1634000 | 1,7758 | 1,5536 | 7,8093 | 2,0121 | 1,7697 | 1211,27 | 9,8788 | 7 Nov. 02 |
| 0,6040 | 0,4151 | 3,9716 | 33912 | 229,2650 | 41,266 | 1635000 | 1,7861 | 1,5752 | 7,8827 | 2,0299 | 1,7808 | 1212,84 | 9,8694 | 8 Nov. 02 |
| 0,6039 | 0,4151 | 3,9338 | 33916 | 229,3250 | 41,120 | 1637000 | 1,8075 | 1,5905 | 7,8976 | 2,0500 | 1,7822 | 1215,83 | 9,9340 | 11 Nov. 02 |
| 0,6024 | 0,4147 | 3,9463 | 33866 | 229,2700 | 41,530 | 1651000 | 1,7952 | 1,5844 | 7,8628 | 2,0410 | 1,7791 | 1215,77 | 9,9389 | 12 Nov. 02 |
| 0,6022 | 0,4145 | 3,9578 | 33840 | 229,3750 | 41,745 | 1647000 | 1,7983 | 1,5899 | 7,8525 | 2,0341 | 1,7771 | 1209,97 | 9,9056 | 13 Nov. 02 |
| 0,6030 | 0,4148 | 3,9674 | 33855 | 229,3650 | 41,664 | 1635000 | 1,7935 | 1,5911 | 7,8740 | 2,0205 | 1,7743 | 1215,64 | 9,8880 | 14 Nov. 02 |
| 0,6010 | 0,4146 | 3,9443 | 33639 | 229,3900 | 41,684 | 1607000 | 1,7805 | 1,5869 | 7,8222 | 2,0072 | 1,7685 | 1204,28 | 9,6980 | 15 Nov. 02 |
| 0,6028 | 0,4149 | 3,9353 | 33725 | 229,0900 | 41,619 | 1593000 | 1,7896 | 1,5934 | 7,8503 | 2,0241 | 1,7753 | 1209,61 | 9,6473 | 18 Nov. 02 |
| 0,6046 | 0,4151 | 3,9337 | 33885 | 229,8515 | 41,466 | 1603000 | 1,7988 | 1,6101 | 7,8968 | 2,0325 | 1,7848 | 1216,01 | 9,6906 | 19 Nov. 02 |
| 0,6018 | 0,4146 | 3,9352 | 33655 | 229,5750 | 41,414 | 1590000 | 1,7915 | 1,5866 | 7,8144 | 2,0224 | 1,7738 | 1211,30 | 9,6836 | 20 Nov. 02 |
| 0,6021 | 0,4146 | 3,9535 | 33666 | 230,1500 | 41,419 | 1586000 | 1,7845 | 1,5851 | 7,8258 | 1,9932 | 1,7733 | 1208,90 | 9,6978 | 21 Nov. 02 |
| 0,6016 | 0,4142 | 3,9415 | 33647 | 229,7227 | 41,575 | 1584000 | 1,7788 | 1,5837 | 7,8176 | 1,9915 | 1,7730 | 1207,29 | 9,5228 | 22 Nov. 02 |
| 0,5975 | 0,4137 | 3,9246 | 33377 | 229,6250 | 41,626 | 1551000 | 1,7692 | 1,5597 | 7,7245 | 1,9856 | 1,7568 | 1205,93 | 9,2983 | 25 Nov. 02 |
| 0,5972 | 0,4160 | 3,9647 | 33266 | 229,2525 | 41,676 | 1543000 | 1,7698 | 1,5573 | 7,7283 | 1,9886 | 1,7504 | 1187,81 | 9,0592 | 26 Nov. 02 |
| 0,5983 | 0,4148 | 3,9472 | 33265 | 229,7227 | 41,824 | 1551000 | 1,7829 | 1,5628 | 7,7416 | 2,0123 | 1,7496 | 1178,83 | 9,1365 | 27 Nov. 02 |
| 0,5982 | 0,4147 | 3,9795 | 33330 | 229,7635 | 42,139 | 1540000 | 1,7806 | 1,5634 | 7,7471 | 2,0097 | 1,7503 | 1199,83 | 9,1800 | 28 Nov. 02 |
| 0,5984 | 0,4147 | 3,9860 | 33300 | 229,9512 | 41,974 | 1523000 | 1,7755 | 1,5586 | 7,7417 | 1,9990 | 1,7527 | 1187,47 | 9,2276 | 29 Nov. 02 |
| 0,5976 | 0,4142 | 3,9520 | 33177 | 229,8125 | 41,882 | 1505000 | 1,7649 | 1,5364 | 7,6981 | 1,9752 | 1,7484 | 1184,52 | 9,1257 | 2 Dec. 02 |
| 0,6001 | 0,4145 | 3,9700 | 33465 | 229,8926 | 41,800 | 1530000 | 1,7827 | 1,5516 | 7,7728 | 1,9974 | 1,7642 | 1213,38 | 9,2605 | 3 Dec. 02 |
| 0,6016 | 0,4146 | 3,9910 | 33675 | 229,8615 | 41,854 | 1553000 | 1,7854 | 1,5607 | 7,8125 | 2,0012 | 1,7735 | 1218,64 | 9,2377 | 4 Dec. 02 |
| 0,6009 | 0,4145 | 3,9967 | 33713 | 229,8812 | 41,653 | 1550000 | 1,7813 | 1,5578 | 7,7915 | 1,9930 | 1,7737 | 1219,40 | 9,1129 | 5 Dec. 02 |
| 0,6009 | 0,4147 | 3,9920 | 33710 | 229,8850 | 41,684 | 1553000 | 1,7847 | 1,5591 | 7,8032 | 1,9976 | 1,7752 | 1221,23 | 9,1293 | 6 Dec. 02 |
| 0,6021 | 0,4153 | 3,9928 | 34013 | 229,8700 | 41,735 | 1582000 | 1,7927 | 1,5752 | 7,8712 | 2,0052 | 1,7810 | 1218,73 | 9,2417 | 9 Dec. 02 |
| 0,6008 | 0,4157 | 3,9915 | 34052 | 229,8850 | 41,728 | 1568000 | 1,7946 | 1,5768 | 7,8854 | 2,0008 | 1,7840 | 1225,45 | 9,0964 | 10 Dec. 02 |
| 0,5999 | 0,4154 | 3,9700 | 34050 | 230,0815 | 41,764 | 1578000 | 1,7955 | 1,5693 | 7,8513 | 2,0040 | 1,7736 | 1221,03 | 8,9696 | 11 Dec. 02 |
| 0,6044 | 0,4161 | 3,9730 | 34313 | 230,1213 | 41,721 | 1580000 | 1,7942 | 1,5775 | 7,9210 | 1,9965 | 1,7845 | 1226,34 | 9,0515 | 12 Dec. 02 |
| 0,6063 | 0,4165 | 3,9753 | 34520 | 230,1873 | 41,726 | 1580000 | 1,8050 | 1,5892 | 7,9710 | 1,9946 | 1,7865 | 1231,12 | 9,0086 | 13 Dec. 02 |
| 0,6054 | 0,4162 | 3,9672 | 34518 | 230,1735 | 41,645 | 1580000 | 1,8070 | 1,5959 | 7,9639 | 1,9910 | 1,7873 | 1228,71 | 8,9105 | 16 Dec. 02 |
| 0,6091 | 0,4168 | 3,9985 | 34888 | 230,0612 | 41,720 | 1624000 | 1,8140 | 1,6047 | 8,0380 | 1,9867 | 1,7989 | 1227,05 | 8,9929 | 17 Dec. 02 |
| 0,6074 | 0,4160 | 3,9950 | 34585 | 230,0950 | 41,766 | 1634000 | 1,8120 | 1,5882 | 7,9851 | 1,9870 | 1,7888 | 1230,34 | 9,2385 | 18 Dec. 02 |
| 0,6072 | 0,4161 | 3,9939 | 34430 | 229,9854 | 41,784 | 1682000 | 1,8165 | 1,5965 | 8,0109 | 1,9903 | 1,7918 | 1234,30 | 9,2123 | 19 Dec. 02 |
| 0,6061 | 0,4160 | 3,9810 | 34300 | 230,0615 | 41,835 | 1681000 | 1,8145 | 1,5899 | 7,9966 | 1,9870 | 1,7897 | 1231,63 | 9,1782 | 20 Dec. 02 |
| 0,6049 | 0,4167 | 3,9825 | 34400 | 230,0315 | 41,825 | 1700000 | 1,8290 | 1,5962 | 8,0184 | 1,9934 | 1,7886 | 1235,49 | 9,1099 | 23 Dec. 02 |
| 0,6067 | 0,4170 | 3,9793 | 34373 | 230,035 | 41,790 | 1731000 | 1,8262 | 1,5976 | 8,0295 | 1,9940 | 1,7922 | 1236,24 | 9,0892 | 24 Dec. 02 |
| 0,6098 | 0,4175 | 3,9920 | 34785 | 230,130 | 41,800 | 1719000 | 1,8446 | 1,6274 | 8,0920 | 2,0010 | 1,8049 | 1242,79 | 9,1231 | 27 Dec. 02 |
| 0,6123 | 0,4179 | 4,0005 | 34925 | 230,1208 | 41,688 | 1713000 | 1,8515 | 1,6381 | 8,1280 | 2,0010 | 1,8093 | 1247,51 | 8,9791 | 30 Dec. 02 |
| 0,6140 | 0,4182 | 4,0210 | 35135 | 230,1577 | 41,503 | 1738000 | 1,8556 | 1,6550 | 8,1781 | 1,9975 | 1,81 | | | |

61. Διμερείς συναλλαγματικές ισοτιμίες έναντι του ευρώ* (συνέχεια)
Bilateral exchange rates against the euro* (continued)

| Λατ Λετονίας | Λίρα Μάλτας | Ζλότυ Πολωνίας | Λέι Ρουμανίας | Τόλαρ Σλοβενίας | Κορώνα Σλοβακίας | Λίρα Τουρκίας | Δολάριο Αυστραλίας | Δολάριο Καναδά | Δολάριο Χονγκ Κονγκ | Δολάριο Ν. Ζηλανδίας | Δολάριο Σιγκαπούρης | Γουόν Ν. Κορέας | Ραντ Ν. Αφρικής | Period |
|--------------------------------|--------------------------------|--------------------------------|------------------------------|------------------------------------|--------------------------------|----------------------------------|--------------------------------|--------------------------------|--------------------------------|--------------------------------|--------------------------------|----------------------------------|--------------------------------|------------------------------|
| LVL | MTL | PLN | ROL | SIT | SKK | TRL | AUD | CAD | HKD | NZD | SGD | KRW | ZAR | |
| 0,5601 0,5808 | 0,4030 0,4088 | 3,6701 3,8532 | 26011 31244 | 217,9663 225,9635 | 43,301 42,679 | 1102280 1435905 | 1,7324 1,7366 | 1,3867 1,4827 | 6,9856 7,3688 | 2,1310 2,0358 | 1,6043 1,6902 | 1154,97 1175,28 | 7,7158 9,8972 | 2001: 2002: |
| 0,5619 | 0,4009 | 3,5922 | 28319 | 219,6918 | 42,503 | 1208795 | 1,7094 | 1,4135 | 6,8886 | 2,0826 | 1,6247 | 1160,78 | 10,2535 | Jan. 02 |
| 0,5580 | 0,3985 | 3,6420 | 28031 | 222,7202 | 42,220 | 1183500 | 1,6963 | 1,3880 | 6,7857 | 2,0771 | 1,5935 | 1147,18 | 9,9955 | Feb. 02 |
| 0,5565 | 0,3998 | 3,6236 | 28669 | 223,5135 | 41,955 | 1193278 | 1,6702 | 1,3902 | 6,8293 | 2,0281 | 1,6010 | 1156,61 | 10,0743 | Mar. 02 |
| 0,5600 | 0,4008 | 3,5944 | 29328 | 224,3736 | 41,713 | 1170095 | 1,6537 | 1,4008 | 6,9091 | 1,9995 | 1,6191 | 1163,18 | 9,8103 | Apr. 02 |
| 0,5716 | 0,4064 | 3,7126 | 30699 | 225,2300 | 43,002 | 1286227 | 1,6662 | 1,4210 | 7,1521 | 1,9859 | 1,6506 | 1150,08 | 9,2845 | May 02 |
| 0,5839 | 0,4128 | 3,8458 | 31872 | 225,9916 | 44,320 | 1464211 | 1,6784 | 1,4616 | 7,4430 | 1,9512 | 1,7016 | 1159,80 | 9,6998 | June 02 |
| 0,5952 | 0,4160 | 4,0882 | 32745 | 226,5774 | 44,494 | 1650565 | 1,7922 | 1,5321 | 7,7389 | 2,0646 | 1,7395 | 1169,16 | 10,0140 | July 02 |
| 0,5898 | 0,4140 | 4,0836 | 32344 | 227,2065 | 43,928 | 1602636 | 1,8045 | 1,5333 | 7,6265 | 2,1076 | 1,7164 | 1167,08 | 10,3591 | Aug. 02 |
| 0,5912 | 0,4129 | 4,0703 | 32473 | 228,0443 | 42,929 | 1620238 | 1,7927 | 1,5434 | 7,6500 | 2,0847 | 1,7320 | 1182,57 | 10,3986 | Sept. 02 |
| 0,5953 | 0,4129 | 4,0434 | 32607 | 228,7328 | 41,797 | 1625696 | 1,7831 | 1,5481 | 7,6521 | 2,0381 | 1,7511 | 1211,92 | 10,1148 | Oct. 02 |
| 0,6012 | 0,4148 | 3,9569 | 33592 | 229,4644 | 41,540 | 1606571 | 1,7847 | 1,5735 | 7,8098 | 2,0155 | 1,7666 | 1208,19 | 9,6582 | Nov. 02 |
| 0,6049 | 0,4160 | 3,9858 | 34251 | 230,0165 | 41,745 | 1619050 | 1,8076 | 1,5872 | 7,9409 | 1,9947 | 1,7858 | 1226,88 | 9,1039 | Dec. 02 |
| 0,6197 | 0,4196 | 4,0735 | 35562 | 230,7246 | 41,656 | 1768333 | 1,8215 | 1,6363 | 8,2891 | 1,9644 | 1,8444 | 1250,20 | 9,2535 | Jan. 03 |
| 0,6231 | 0,4217 | 4,1656 | 35403 | 231,3664 | 41,987 | 1762350 | 1,8112 | 1,6299 | 8,4022 | 1,9457 | 1,8803 | 1282,82 | 8,9347 | Feb. 03 |
| 0,6134 | 0,4183 | 4,0050 | 35012 | 230,3250 | 41,412 | 1734000 | 1,8554 | 1,6422 | 8,1445 | 1,9942 | 1,8188 | 1246,21 | 8,8738 | 2 Jan. 03 |
| 0,6114 | 0,4178 | 3,9865 | 34773 | 230,3050 | 41,270 | 1714000 | 1,8440 | 1,6264 | 8,1047 | 1,9820 | 1,8132 | 1243,87 | 8,7870 | 3 Jan. 03 |
| 0,6134 | 0,4179 | 3,9960 | 35038 | 230,5252 | 41,230 | 1762000 | 1,8160 | 1,6257 | 8,1307 | 1,9630 | 1,8155 | 1233,28 | 8,9160 | 7 Jan. 03 |
| 0,6126 | 0,4177 | 4,0005 | 34942 | 230,5165 | 41,346 | 1735000 | 1,8132 | 1,6231 | 8,0936 | 1,9617 | 1,8102 | 1228,64 | 8,9865 | 8 Jan. 03 |
| 0,6168 | 0,4186 | 4,0218 | 35385 | 230,5425 | 41,490 | 1762000 | 1,8172 | 1,6371 | 8,1946 | 1,9685 | 1,8244 | 1238,25 | 8,9861 | 9 Jan. 03 |
| 0,6172 | 0,4187 | 4,0145 | 35477 | 230,5950 | 41,501 | 1752000 | 1,8107 | 1,6285 | 8,1915 | 1,9611 | 1,8260 | 1238,09 | 8,9620 | 10 Jan. 03 |
| 0,6190 | 0,4193 | 4,0242 | 35542 | 230,6135 | 41,495 | 1754000 | 1,8109 | 1,6248 | 8,2272 | 1,9606 | 1,8333 | 1240,56 | 9,0220 | 13 Jan. 03 |
| 0,6190 | 0,4196 | 4,0172 | 35607 | 230,6825 | 41,600 | 1766000 | 1,8115 | 1,6301 | 8,2491 | 1,9610 | 1,8330 | 1238,57 | 9,2562 | 14 Jan. 03 |
| 0,6160 | 0,4195 | 4,0195 | 35410 | 230,5262 | 41,331 | 1758000 | 1,8024 | 1,6234 | 8,2093 | 1,9620 | 1,8250 | 1237,23 | 9,2471 | 15 Jan. 03 |
| 0,6171 | 0,4195 | 4,0087 | 35670 | 230,7225 | 41,225 | 1757000 | 1,8028 | 1,6200 | 8,2388 | 1,9460 | 1,8303 | 1237,04 | 9,3159 | 16 Jan. 03 |
| 0,6206 | 0,4198 | 4,0682 | 35708 | 230,7750 | 41,602 | 1775000 | 1,8012 | 1,6304 | 8,3073 | 1,9317 | 1,8467 | 1249,91 | 9,4250 | 17 Jan. 03 |
| 0,6219 | 0,4205 | 4,0632 | 35725 | 230,7715 | 41,732 | 1773000 | 1,8056 | 1,6367 | 8,3082 | 1,9364 | 1,8454 | 1250,98 | 9,4210 | 20 Jan. 03 |
| 0,6210 | 0,4204 | 4,0713 | 35603 | 230,8125 | 41,540 | 1770000 | 1,8134 | 1,6362 | 8,3084 | 1,9463 | 1,8494 | 1257,16 | 9,5077 | 21 Jan. 03 |
| 0,6227 | 0,4208 | 4,1950 | 35723 | 230,8100 | 42,023 | 1788000 | 1,8273 | 1,6408 | 8,3591 | 1,9690 | 1,8560 | 1261,29 | 9,6715 | 22 Jan. 03 |
| 0,6238 | 0,4209 | 4,2222 | 35882 | 230,8525 | 42,502 | 1788000 | 1,8190 | 1,6409 | 8,3894 | 1,9610 | 1,8616 | 1264,59 | 9,5401 | 23 Jan. 03 |
| 0,6237 | 0,4206 | 4,1482 | 35910 | 230,8465 | 42,155 | 1793000 | 1,8235 | 1,6448 | 8,4105 | 1,9655 | 1,8671 | 1258,49 | 9,3891 | 24 Jan. 03 |
| 0,6267 | 0,4214 | 4,1810 | 36028 | 230,9512 | 42,116 | 1804000 | 1,8338 | 1,6504 | 8,4781 | 1,9780 | 1,8762 | 1272,55 | 9,5276 | 27 Jan. 03 |
| 0,6244 | 0,4206 | 4,1586 | 35865 | 230,9552 | 41,905 | 1798000 | 1,8367 | 1,6501 | 8,4297 | 1,9795 | 1,8741 | 1271,56 | 9,4435 | 28 Jan. 03 |
| 0,6262 | 0,4208 | 4,1210 | 35983 | 230,9350 | 41,745 | 1802000 | 1,8395 | 1,6543 | 8,4768 | 1,9775 | 1,8783 | 1269,38 | 9,4932 | 29 Jan. 03 |
| 0,6218 | 0,4195 | 4,0873 | 35677 | 231,0800 | 41,806 | 1769000 | 1,8285 | 1,6410 | 8,3831 | 1,9655 | 1,8704 | 1251,07 | 9,2876 | 30 Jan. 03 |
| 0,6255 | 0,4201 | 4,1345 | 35848 | 231,0725 | 41,741 | 1781000 | 1,8397 | 1,6562 | 8,4363 | 1,9820 | 1,8766 | 1265,47 | 9,2639 | 31 Jan. 03 |
| 0,6224 | 0,4197 | 4,1153 | 35613 | 231,0655 | 41,894 | 1758000 | 1,8405 | 1,6303 | 8,3685 | 1,9790 | 1,8699 | 1264,41 | 9,1747 | 3 Feb. 03 |
| 0,6256 | 0,4203 | 4,1438 | 35847 | 231,1415 | 41,754 | 1776000 | 1,8361 | 1,6415 | 8,4407 | 1,9736 | 1,8823 | 1274,29 | 9,1027 | 4 Feb. 03 |
| 0,6274 | 0,4211 | 4,1643 | 35963 | 231,1975 | 41,812 | 1792000 | 1,8425 | 1,6523 | 8,5094 | 1,9815 | 1,8959 | 1281,11 | 9,1644 | 5 Feb. 03 |
| 0,6241 | 0,4205 | 4,1540 | 35690 | 231,1213 | 41,756 | 1767000 | 1,8312 | 1,6480 | 8,4335 | 1,9741 | 1,8823 | 1272,15 | 9,1100 | 6 Feb. 03 |
| 0,6235 | 0,4209 | 4,1618 | 35617 | 231,1913 | 41,912 | 1768000 | 1,8281 | 1,6434 | 8,4150 | 1,9700 | 1,8826 | 1277,63 | 9,0385 | 7 Feb. 03 |
| 0,6241 | 0,4208 | 4,1687 | 35513 | 231,2050 | 42,156 | 1781000 | 1,8230 | 1,6458 | 8,4296 | 1,9580 | 1,8981 | 1288,85 | 9,0666 | 10 Feb. 03 |
| 0,6213 | 0,4203 | 4,1395 | 35167 | 231,3300 | 42,041 | 1770000 | 1,8180 | 1,6366 | 8,3500 | 1,9525 | 1,8813 | 1290,13 | 9,0969 | 11 Feb. 03 |
| 0,6222 | 0,4208 | 4,1397 | 34955 | 231,3152 | 42,075 | 1774000 | 1,8130 | 1,6403 | 8,3695 | 1,9450 | 1,8814 | 1286,92 | 9,0154 | 12 Feb. 03 |
| 0,6230 | 0,4210 | 4,1587 | 35237 | 231,3252 | 42,023 | 1793000 | 1,8216 | 1,6411 | 8,3907 | 1,9565 | 1,8888 | 1294,08 | 8,9843 | 13 Feb. 03 |
| 0,6246 | 0,4215 | 4,1610 | 35217 | 231,2224 | 41,972 | 1795000 | 1,8186 | 1,6393 | 8,4179 | 1,9549 | 1,8929 | 1298,99 | 9,0055 | 14 Feb. 03 |
| 0,6218 | 0,4216 | 4,1515 | 35050 | 231,3582 | 41,998 | 1755000 | 1,8178 | 1,6315 | 8,3578 | 1,9505 | 1,8810 | 1293,69 | 9,0068 | 17 Feb. 03 |
| 0,6207 | 0,4217 | 4,1425 | 34950 | 231,4250 | 42,045 | 1737000 | 1,8140 | 1,6325 | 8,3564 | 1,9454 | 1,8741 | 1285,84 | 8,9837 | 18 Feb. 03 |
| 0,6208 | 0,4218 | 4,1573 | 34910 | 231,4455 | 42,025 | 1751000 | 1,8080 | 1,6229 | 8,3587 | 1,9400 | 1,8779 | 1289,26 | 8,9796 | 19 Feb. 03 |
| 0,6227 | 0,4222 | 4,1890 | 35150 | 231,4314 | 42,167 | 1761000 | 1,8059 | 1,6212 | 8,3945 | 1,9407 | 1,8798 | 1280,15 | 8,7543 | 20 Feb. 03 |
| 0,6227 | 0,4230 | 4,2022 | 35555 | 231,5251 | 42,162 | 1760000 | 1,8081 | 1,6316 | 8,4528 | 1,9345 | 1,8900 | 1291,78 | 8,7233 | 21 Feb. 03 |
| 0,6219 | 0,4227 | 4,1787 | 35213 | 231,5250 | 42,273 | 1756000 | 1,7810 | 1,6054 | 8,3615 | 1,9012 | 1,8645 | 1275,80 | 8,6983 | 24 Feb. 03 |
| 0,6232 | 0,4233 | 4,1811 | 35430 | 231,5525 | 42,141 | 1743000 | 1,7789 | 1,6059 | 8,4025 | 1,9037 | 1,8681 | 1270,04 | 8,7054 | 25 Feb. 03 |
| 0,6221 | 0,4231 | 4,1808 | 35508 | 231,6325 | 41,871 | 1742000 | 1,7757 | 1,6081 | 8,3860 | 1,9084 | 1,8661 | 1274,23 | 8,5694 | 26 Feb. 03 |
| 0,6242 | 0,4236 | 4,2065 | 35757 | 231,6350 | 41,845 | 1747000 | 1,7802 | 1,6120 | 8,4398 | 1,9132 | 1,8744 | 1280,78 | 8,7545 | 27 Feb. 03 |
| 0,6238 | 0,4234 | 4,2148 | 35717 | 231,6825 | 41,815 | 1721000 | 1,7816 | 1,6088 | 8,4090 | 1,9314 | 1,8741 | 1286,29 | 8,7603 | 28 Feb. 03 |

* Units of national currency per euro.

Source: Bank of Greece and European Central Bank.

61. Διμερείς συναλλαγματικές ισοτιμίες έναντι του ευρώ* (συνέχεια)
Bilateral exchange rates against the euro* (continued)

| Λατ Λετονίας | Λίρα Μάλτας | Ζλότυ Πολωνίας | Λέι Ρουμανίας | Τόλαρ Σλοβενίας | Κορώνα Σλοβακίας | Λίρα Τουρκίας | Δολάριο Αυστραλίας | Δολάριο Καναδά | Δολάριο Χονγκ Κονγκ | Δολάριο Ν. Ζηλανδίας | Δολάριο Σιγκαπούρης | Γουόν Ν. Κορέας | Ραντ Ν. Αφρικής | Period |
|--------------------------------|--------------------------------|--------------------------------|------------------------------|------------------------------------|--------------------------------|----------------------------------|--------------------------------|--------------------------------|--------------------------------|--------------------------------|--------------------------------|----------------------------------|--------------------------------|------------------------------|
| Latvian lats | Maltese lira | Polish zloty | Romanian leu | Slovenian tolar | Slovak koruna | Turkish lira | Australian dollar | Canadian dollar | Hong Kong dollar | N. Zealand dollar | Singapore dollar | Korean won | S. African rand | |
| LVL | MTL | PLN | ROL | SIT | SKK | TRL | AUD | CAD | HKD | NZD | SGD | KRW | ZAR | |
| 0,5601 0,5808 | 0,4030 0,4088 | 3,6701 3,8532 | 26011 31244 | 217,9663 225,9635 | 43,301 42,679 | 1102280 1435905 | 1,7324 1,7366 | 1,3867 1,4827 | 6,9856 7,3688 | 2,1310 2,0358 | 1,6043 1,6902 | 1154,97 1175,28 | 7,7158 9,8972 | 2001: 2002: |
| 0,5619 | 0,4009 | 3,5922 | 28319 | 219,6918 | 42,503 | 1208795 | 1,7094 | 1,4135 | 6,8886 | 2,0826 | 1,6247 | 1160,78 | 10,2535 | Jan. 02 |
| 0,5580 | 0,3985 | 3,6420 | 28031 | 222,7202 | 42,220 | 1183500 | 1,6963 | 1,3880 | 6,7857 | 2,0771 | 1,5935 | 1147,18 | 9,9955 | Feb. 02 |
| 0,5565 | 0,3998 | 3,6236 | 28669 | 223,5135 | 41,955 | 1193278 | 1,6702 | 1,3902 | 6,8293 | 2,0281 | 1,6010 | 1156,61 | 10,0743 | Mar. 02 |
| 0,5600 | 0,4008 | 3,5944 | 29328 | 224,3736 | 41,713 | 1170095 | 1,6537 | 1,4008 | 6,9091 | 1,9995 | 1,6191 | 1163,18 | 9,8103 | Apr. 02 |
| 0,5716 | 0,4064 | 3,7126 | 30699 | 225,2300 | 43,002 | 1286227 | 1,6662 | 1,4210 | 7,1521 | 1,9859 | 1,6506 | 1150,08 | 9,2845 | May 02 |
| 0,5839 | 0,4128 | 3,8458 | 31872 | 225,9916 | 44,320 | 1464211 | 1,6784 | 1,4616 | 7,4430 | 1,9512 | 1,7016 | 1159,80 | 9,6998 | June 02 |
| 0,5952 | 0,4160 | 4,0882 | 32745 | 226,5774 | 44,494 | 1650565 | 1,7922 | 1,5321 | 7,7389 | 2,0646 | 1,7395 | 1169,16 | 10,0140 | July 02 |
| 0,5898 | 0,4140 | 4,0836 | 32344 | 227,2065 | 43,928 | 1602636 | 1,8045 | 1,5333 | 7,6265 | 2,1076 | 1,7164 | 1167,08 | 10,3591 | Aug. 02 |
| 0,5912 | 0,4129 | 4,0703 | 32473 | 228,0443 | 42,929 | 1620238 | 1,7927 | 1,5434 | 7,6500 | 2,0847 | 1,7320 | 1182,57 | 10,3986 | Sept. 02 |
| 0,5953 | 0,4129 | 4,0434 | 32607 | 228,7328 | 41,797 | 1625696 | 1,7831 | 1,5481 | 7,6521 | 2,0381 | 1,7511 | 1211,92 | 10,1148 | Oct. 02 |
| 0,6012 | 0,4148 | 3,9569 | 33592 | 229,4644 | 41,540 | 1606571 | 1,7847 | 1,5735 | 7,8098 | 2,0155 | 1,7666 | 1208,19 | 9,6582 | Nov. 02 |
| 0,6049 | 0,4160 | 3,9858 | 34251 | 230,0165 | 41,745 | 1619050 | 1,8076 | 1,5872 | 7,9409 | 1,9947 | 1,7858 | 1226,88 | 9,1039 | Dec. 02 |
| 0,6197 | 0,4196 | 4,0735 | 35562 | 230,7246 | 41,656 | 1768333 | 1,8215 | 1,6363 | 8,2891 | 1,9644 | 1,8444 | 1250,20 | 9,2535 | Jan. 03 |
| 0,6231 | 0,4217 | 4,1656 | 35403 | 231,3664 | 41,987 | 1762350 | 1,8112 | 1,6299 | 8,4022 | 1,9457 | 1,8803 | 1282,82 | 8,9347 | Feb. 03 |
| 0,6253 | 0,4234 | 4,3363 | 35831 | 231,8070 | 41,749 | 1804143 | 1,7950 | 1,5943 | 8,4279 | 1,9497 | 1,8954 | 1335,44 | 8,6966 | Mar. 03 |
| 0,6286 | 0,4240 | 4,2971 | 36569 | 232,3136 | 41,038 | 1767550 | 1,7813 | 1,5851 | 8,4605 | 1,9700 | 1,9282 | 1337,38 | 8,3192 | Apr. 03 |
| 0,6242 | 0,4236 | 4,2423 | 35703 | 231,7320 | 41,845 | 1785000 | 1,7653 | 1,6028 | 8,4227 | 1,9300 | 1,8761 | 1280,88 | 8,7132 | 3 Mar. 03 |
| 0,6284 | 0,4246 | 4,3222 | 35913 | 231,7250 | 41,960 | 1782000 | 1,7808 | 1,6209 | 8,5155 | 1,9417 | 1,8949 | 1299,36 | 8,6984 | 4 Mar. 03 |
| 0,6295 | 0,4245 | 4,2948 | 36047 | 231,7425 | 41,854 | 1757000 | 1,7778 | 1,6157 | 8,5524 | 1,9455 | 1,9007 | 1314,99 | 8,6879 | 5 Mar. 03 |
| 0,6290 | 0,4240 | 4,2857 | 35965 | 231,5655 | 41,785 | 1763000 | 1,7840 | 1,6137 | 8,5499 | 1,9410 | 1,9032 | 1327,18 | 8,7636 | 6 Mar. 03 |
| 0,6311 | 0,4247 | 4,3153 | 36087 | 231,8525 | 41,805 | 1780000 | 1,7898 | 1,6170 | 8,6090 | 1,9498 | 1,9136 | 1345,43 | 8,8037 | 7 Mar. 03 |
| 0,6315 | 0,4251 | 4,3633 | 36084 | 231,8825 | 41,815 | 1777000 | 1,7948 | 1,6161 | 8,6114 | 1,9642 | 1,9155 | 1367,77 | 8,7537 | 10 Mar. 03 |
| 0,6341 | 0,4253 | 4,3827 | 36053 | 231,8850 | 41,882 | 1803000 | 1,8143 | 1,6209 | 8,6411 | 1,9860 | 1,9230 | 1362,29 | 8,7346 | 11 Mar. 03 |
| 0,6326 | 0,4243 | 4,3743 | 35878 | 231,8850 | 41,855 | 1786000 | 1,8446 | 1,6240 | 8,6006 | 2,0056 | 1,9269 | 1371,66 | 8,8431 | 12 Mar. 03 |
| 0,6278 | 0,4229 | 4,3740 | 35635 | 231,9425 | 41,815 | 1775000 | 1,8346 | 1,6117 | 8,4728 | 1,9884 | 1,9020 | 1347,14 | 8,8124 | 13 Mar. 03 |
| 0,6248 | 0,4227 | 4,3382 | 35427 | 231,9120 | 41,695 | 1775000 | 1,8075 | 1,6034 | 8,4030 | 1,9650 | 1,8926 | 1337,55 | 8,8664 | 14 Mar. 03 |
| 0,6254 | 0,4234 | 4,3725 | 35403 | 231,9250 | 41,735 | 1824000 | 1,8011 | 1,5878 | 8,4238 | 1,9528 | 1,8975 | 1346,34 | 8,7688 | 17 Mar. 03 |
| 0,6183 | 0,4220 | 4,3227 | 35427 | 231,9850 | 41,758 | 1755000 | 1,7973 | 1,5708 | 8,2561 | 1,9438 | 1,8737 | 1327,27 | 8,7308 | 18 Mar. 03 |
| 0,6175 | 0,4220 | 4,3032 | 35395 | 231,9725 | 41,725 | 1796000 | 1,7863 | 1,5675 | 8,2437 | 1,9212 | 1,8697 | 1328,65 | 8,6616 | 19 Mar. 03 |
| 0,6186 | 0,4219 | 4,3105 | 35600 | 231,9048 | 41,945 | 1806000 | 1,7880 | 1,5696 | 8,2607 | 1,9152 | 1,8734 | 1319,66 | 8,6166 | 20 Mar. 03 |
| 0,6183 | 0,4217 | 4,3087 | 35785 | 231,7525 | 41,915 | 1820000 | 1,7831 | 1,5654 | 8,2449 | 1,9190 | 1,8699 | 1319,07 | 8,6170 | 21 Mar. 03 |
| 0,6202 | 0,4219 | 4,3342 | 35978 | 231,3225 | 41,852 | 1875000 | 1,7928 | 1,5808 | 8,2933 | 1,9296 | 1,8778 | 1330,31 | 8,6947 | 24 Mar. 03 |
| 0,6220 | 0,4225 | 4,3315 | 36000 | 231,6325 | 41,726 | 1853000 | 1,7908 | 1,5769 | 8,3380 | 1,9312 | 1,8867 | 1336,80 | 8,6383 | 25 Mar. 03 |
| 0,6216 | 0,4227 | 4,3348 | 35917 | 231,6125 | 41,556 | 1831000 | 1,7830 | 1,5669 | 8,3190 | 1,9410 | 1,8876 | 1327,40 | 8,5016 | 26 Mar. 03 |
| 0,6234 | 0,4229 | 4,3587 | 35940 | 231,7715 | 41,433 | 1846000 | 1,7852 | 1,5711 | 8,3631 | 1,9510 | 1,8961 | 1336,84 | 8,5421 | 27 Mar. 03 |
| 0,6242 | 0,4235 | 4,3727 | 35972 | 231,9525 | 41,388 | 1834000 | 1,7853 | 1,5736 | 8,3684 | 1,9495 | 1,9011 | 1350,91 | 8,5450 | 28 Mar. 03 |
| 0,6292 | 0,4245 | 4,4200 | 36250 | 231,9914 | 41,388 | 1864000 | 1,8076 | 1,6037 | 8,4975 | 1,9721 | 1,9211 | 1366,78 | 8,6356 | 31 Mar. 03 |
| 0,6293 | 0,4246 | 4,4298 | 36210 | 232,2000 | 41,170 | 1849000 | 1,8048 | 1,5995 | 8,4943 | 1,9693 | 1,9288 | 1368,51 | 8,5848 | 1 Apr. 03 |
| 0,6274 | 0,4240 | 4,4060 | 36275 | 232,2152 | 41,065 | 1836000 | 1,8023 | 1,6019 | 8,4465 | 1,9685 | 1,9164 | 1358,19 | 8,6153 | 2 Apr. 03 |
| 0,6231 | 0,4233 | 4,3587 | 36310 | 232,0224 | 41,116 | 1800000 | 1,7936 | 1,5773 | 8,3468 | 1,9585 | 1,9010 | 1342,99 | 8,4907 | 3 Apr. 03 |
| 0,6239 | 0,4232 | 4,3615 | 36430 | 232,0255 | 41,234 | 1777000 | 1,7842 | 1,5824 | 8,3611 | 1,9705 | 1,9044 | 1348,58 | 8,5424 | 4 Apr. 03 |
| 0,6198 | 0,4225 | 4,3275 | 36320 | 232,0655 | 41,149 | 1748000 | 1,7812 | 1,5758 | 8,2534 | 1,9790 | 1,8873 | 1330,79 | 8,5450 | 7 Apr. 03 |
| 0,6220 | 0,4234 | 4,3255 | 36437 | 232,1755 | 41,155 | 1747000 | 1,7768 | 1,5760 | 8,3141 | 1,9606 | 1,8998 | 1336,12 | 8,5826 | 8 Apr. 03 |
| 0,6250 | 0,4240 | 4,2829 | 36535 | 232,1465 | 41,015 | 1772000 | 1,7807 | 1,5773 | 8,3782 | 1,9667 | 1,9145 | 1342,54 | 8,5103 | 9 Apr. 03 |
| 0,6272 | 0,4243 | 4,2520 | 36650 | 232,2255 | 41,062 | 1786000 | 1,7837 | 1,5813 | 8,4272 | 1,9739 | 1,9188 | 1328,74 | 8,4091 | 10 Apr. 03 |
| 0,6248 | 0,4233 | 4,2468 | 36585 | 232,2565 | 41,095 | 1768000 | 1,7765 | 1,5619 | 8,3726 | 1,9712 | 1,9101 | 1319,92 | 8,3894 | 11 Apr. 03 |
| 0,6249 | 0,4231 | 4,2522 | 36630 | 232,3652 | 41,055 | 1751000 | 1,7826 | 1,5657 | 8,3742 | 1,9705 | 1,9124 | 1314,21 | 8,4018 | 14 Apr. 03 |
| 0,6264 | 0,4237 | 4,2395 | 36560 | 232,3754 | 40,936 | 1743000 | 1,7831 | 1,5696 | 8,4108 | 1,9706 | 1,9199 | 1312,90 | 8,3414 | 15 Apr. 03 |
| 0,6280 | 0,4241 | 4,2852 | 36670 | 232,4355 | 40,992 | 1748000 | 1,7724 | 1,5681 | 8,4516 | 1,9445 | 1,9254 | 1314,41 | 8,3166 | 16 Apr. 03 |
| 0,6313 | 0,4248 | 4,2683 | 36843 | 232,4165 | 40,965 | 1756000 | 1,7789 | 1,5881 | 8,5172 | 1,9671 | 1,9309 | 1317,39 | 8,2664 | 17 Apr. 03 |
| 0,6342 | 0,4255 | 4,2690 | 36737 | 232,4776 | 41,006 | 1756000 | 1,7659 | 1,5904 | 8,5570 | 1,9565 | 1,9459 | 1341,75 | 8,2919 | 22 Apr. 03 |
| 0,6326 | 0,4251 | 4,2603 | 36557 | 232,4750 | 41,005 | 1767000 | 1,7646 | 1,5845 | 8,5357 | 1,9608 | 1,9457 | 1334,02 | 8,2698 | 23 Apr. 03 |
| 0,6343 | 0,4251 | 4,2970 | 36635 | 232,2565 | 40,964 | 1756000 | 1,7819 | 1,6112 | 8,5858 | 1,9877 | 1,9567 | 1343,53 | 8,0279 | 24 Apr. 03 |
| 0,6334 | 0,4250 | 4,2773 | 36660 | 232,3872 | 40,925 | 1749000 | 1,7820 | 1,5990 | 8,5586 | 1,9821 | 1,9611 | 1358,35 | 8,0487 | 25 Apr. 03 |
| 0,6344 | 0,4252 | 4,2740 | 36685 | 232,5525 | 40,965 | 1749000 | 1,7759 | 1,5951 | 8,5989 | 1,9776 | 1,9589 | 1348,03 | 7,8511 | 28 Apr. 03 |
| 0,6320 | 0,4194 | 4,2597 | 36640 | 232,5825 | 40,970 | 1743000 | 1,7726 | 1,5927 | 8,5449 | 1,9735 | 1,9487 | 1333,89 | 7,8922 | 29 Apr. 03 |
| 0,6374 | 0,4262 | 4,2680 | 37015 | 232,6155 | 40,921 | 1750000 | 1,7822 | 1,6038 | 8,6810 | 1,9900 | 1,9764 | 1352,69 | 8,0071 | 30 Apr. 03 |

* Units of national currency per euro.

Source: Bank of Greece and European Central Bank.

61. Διμερείς συναλλαγματικές ισοτιμίες έναντι του ευρώ* (συνέχεια)
Bilateral exchange rates against the euro* (continued)

| Λατ Λετονίας | Λίρα Μάλτας | Ζλότυ Πολωνίας | Λεί Ρουμανίας | Τόλαρ Σλοβενίας | Κορώνα Σλοβακίας | Λίρα Τουρκίας | Δολάριο Αυστραλίας | Δολάριο Καναδά | Δολάριο Χονγκ Κονγκ | Δολάριο N. Ζηλανδίας | Δολάριο Σιγκαπούρης | Γουόν N. Κορέας | Ραντ N. Αφρικής | Period |
|--------------------------------|--------------------------------|--------------------------------|------------------------------|------------------------------------|--------------------------------|----------------------------------|--------------------------------|--------------------------------|--------------------------------|--------------------------------|--------------------------------|----------------------------------|--------------------------------|------------------------------|
| LVL | MTL | PLN | ROL | SIT | SKK | TRL | AUD | CAD | HKD | NZD | SGD | KRW | ZAR | |
| 0,5601 0,5808 | 0,4030 0,4088 | 3,6701 3,8532 | 26011 31244 | 217,9663 225,9635 | 43,301 42,679 | 1102280 1435905 | 1,7324 1,7366 | 1,3867 1,4827 | 6,9856 7,3688 | 2,1310 2,0358 | 1,6043 1,6902 | 1154,97 1175,28 | 7,7158 9,8972 | 2001: 2002: |
| 0,5619 | 0,4009 | 3,5922 | 28319 | 219,6918 | 42,503 | 1208795 | 1,7094 | 1,4135 | 6,8886 | 2,0826 | 1,6247 | 1160,78 | 10,2535 | Jan. 02 |
| 0,5580 | 0,3985 | 3,6420 | 28031 | 222,7202 | 42,220 | 1183500 | 1,6963 | 1,3880 | 6,7857 | 2,0771 | 1,5935 | 1147,18 | 9,9955 | Feb. 02 |
| 0,5565 | 0,3998 | 3,6236 | 28669 | 223,5135 | 41,955 | 1193278 | 1,6702 | 1,3902 | 6,8293 | 2,0281 | 1,6010 | 1156,61 | 10,0743 | Mar. 02 |
| 0,5600 | 0,4008 | 3,5944 | 29328 | 224,3736 | 41,713 | 1170095 | 1,6537 | 1,4008 | 6,9091 | 1,9995 | 1,6191 | 1163,18 | 9,8103 | Apr. 02 |
| 0,5716 | 0,4064 | 3,7126 | 30699 | 225,2300 | 43,002 | 1286227 | 1,6662 | 1,4210 | 7,1521 | 1,9859 | 1,6506 | 1150,08 | 9,2845 | May 02 |
| 0,5839 | 0,4128 | 3,8458 | 31872 | 225,9916 | 44,320 | 1464211 | 1,6784 | 1,4616 | 7,4430 | 1,9512 | 1,7016 | 1159,80 | 9,6998 | June 02 |
| 0,5952 | 0,4160 | 4,0882 | 32745 | 226,5774 | 44,494 | 1650565 | 1,7922 | 1,5321 | 7,7389 | 2,0646 | 1,7395 | 1169,16 | 10,0140 | July 02 |
| 0,5898 | 0,4140 | 4,0836 | 32344 | 227,2065 | 43,928 | 1602636 | 1,8045 | 1,5333 | 7,6265 | 2,1076 | 1,7164 | 1167,08 | 10,3591 | Aug. 02 |
| 0,5912 | 0,4129 | 4,0703 | 32473 | 228,0443 | 42,929 | 1620238 | 1,7927 | 1,5434 | 7,6500 | 2,0847 | 1,7320 | 1182,57 | 10,3986 | Sept. 02 |
| 0,5953 | 0,4129 | 4,0434 | 32607 | 228,7328 | 41,797 | 1625696 | 1,7831 | 1,5481 | 7,6521 | 2,0381 | 1,7511 | 1211,92 | 10,1148 | Oct. 02 |
| 0,6012 | 0,4148 | 3,9569 | 33592 | 229,4644 | 41,540 | 1606571 | 1,7847 | 1,5735 | 7,8098 | 2,0155 | 1,7666 | 1208,19 | 9,6582 | Nov. 02 |
| 0,6049 | 0,4160 | 3,9858 | 34251 | 230,0165 | 41,745 | 1619050 | 1,8076 | 1,5872 | 7,9409 | 1,9947 | 1,7858 | 1226,88 | 9,1039 | Dec. 02 |
| 0,6197 | 0,4196 | 4,0735 | 35562 | 230,7246 | 41,656 | 1768333 | 1,8215 | 1,6363 | 8,2891 | 1,9644 | 1,8444 | 1250,20 | 9,2535 | Jan. 03 |
| 0,6231 | 0,4217 | 4,1656 | 35403 | 231,3664 | 41,987 | 1762350 | 1,8112 | 1,6299 | 8,4022 | 1,9457 | 1,8803 | 1282,82 | 8,9347 | Feb. 03 |
| 0,6253 | 0,4234 | 4,3363 | 35831 | 231,8070 | 41,749 | 1804143 | 1,7950 | 1,5943 | 8,4279 | 1,9497 | 1,8954 | 1335,44 | 8,6966 | Mar. 03 |
| 0,6286 | 0,4240 | 4,2971 | 36569 | 232,3136 | 41,038 | 1767550 | 1,7813 | 1,5851 | 8,4605 | 1,9700 | 1,9282 | 1337,38 | 8,3192 | Apr. 03 |
| 0,6513 | 0,4295 | 4,3343 | 37632 | 232,9908 | 41,125 | 1720476 | 1,7866 | 1,6016 | 9,0321 | 2,0083 | 2,0074 | 1390,03 | 8,9060 | May 03 |
| 0,6549 | 0,4285 | 4,4339 | 38059 | 233,6600 | 41,507 | 1664000 | 1,7552 | 1,5798 | 9,0955 | 2,0069 | 2,0233 | 1392,33 | 9,2160 | June 03 |
| 0,6405 | 0,4268 | 4,2445 | 37310 | 232,7250 | 40,843 | 1726000 | 1,7802 | 1,5925 | 8,7653 | 1,9991 | 1,9874 | 1362,50 | 8,3618 | 2 May 03 |
| 0,6400 | 0,4267 | 4,2388 | 37310 | 232,7516 | 41,156 | 1715000 | 1,7746 | 1,5926 | 8,7489 | 1,9890 | 1,9775 | 1360,18 | 8,2229 | 5 May 03 |
| 0,6440 | 0,4278 | 4,2742 | 37523 | 232,6633 | 41,162 | 1736000 | 1,7801 | 1,5956 | 8,8393 | 1,9977 | 1,9781 | 1365,82 | 8,3549 | 6 May 03 |
| 0,6465 | 0,4289 | 4,3320 | 37607 | 232,7516 | 41,225 | 1750000 | 1,7805 | 1,5889 | 8,9119 | 1,9958 | 1,9905 | 1370,10 | 8,3809 | 7 May 03 |
| 0,6458 | 0,4289 | 4,3124 | 37560 | 232,9050 | 41,240 | 1735000 | 1,7839 | 1,5984 | 8,9166 | 1,9953 | 1,9860 | 1370,83 | 8,3504 | 8 May 03 |
| 0,6486 | 0,4294 | 4,3320 | 37503 | 232,9650 | 41,155 | 1719000 | 1,7806 | 1,6049 | 8,9424 | 1,9915 | 1,9978 | 1375,92 | 8,3186 | 9 May 03 |
| 0,6520 | 0,4303 | 4,3472 | 37598 | 232,9850 | 41,160 | 1743000 | 1,7868 | 1,6107 | 9,0443 | 1,9966 | 2,0105 | 1386,42 | 8,5456 | 12 May 03 |
| 0,6492 | 0,4296 | 4,3372 | 37535 | 233,0450 | 41,110 | 1722000 | 1,7820 | 1,6015 | 8,9830 | 1,9991 | 1,9955 | 1381,58 | 8,4854 | 13 May 03 |
| 0,6481 | 0,4291 | 4,3302 | 37518 | 233,0900 | 41,075 | 1707000 | 1,7810 | 1,5977 | 8,9677 | 2,0020 | 1,9911 | 1379,88 | 8,6012 | 14 May 03 |
| 0,6454 | 0,4287 | 4,3270 | 37520 | 233,1000 | 41,065 | 1702000 | 1,7756 | 1,5759 | 8,9364 | 1,9970 | 1,9685 | 1370,72 | 9,0375 | 15 May 03 |
| 0,6470 | 0,4285 | 4,3335 | 37517 | 233,0852 | 41,046 | 1719000 | 1,7736 | 1,5769 | 8,9628 | 1,9879 | 1,9847 | 1378,87 | 8,9286 | 16 May 03 |
| 0,6523 | 0,4297 | 4,3337 | 37737 | 233,1123 | 41,045 | 1737000 | 1,7808 | 1,5846 | 9,0871 | 1,9964 | 2,0102 | 1389,50 | 9,1005 | 19 May 03 |
| 0,6529 | 0,4297 | 4,3273 | 37687 | 233,1225 | 41,052 | 1702000 | 1,7756 | 1,5777 | 9,0811 | 1,9949 | 2,0137 | 1397,28 | 9,0926 | 20 May 03 |
| 0,6543 | 0,4297 | 4,3629 | 37722 | 233,1328 | 41,181 | 1703000 | 1,7775 | 1,5783 | 9,1162 | 2,0004 | 2,0175 | 1395,96 | 9,0940 | 21 May 03 |
| 0,6554 | 0,4303 | 4,3475 | 37700 | 233,1115 | 41,125 | 1729000 | 1,7795 | 1,5902 | 9,1404 | 2,0148 | 2,0150 | 1400,89 | 9,2119 | 22 May 03 |
| 0,6579 | 0,4309 | 4,3475 | 37665 | 233,2300 | 41,160 | 1728000 | 1,7860 | 1,6273 | 9,1949 | 2,0178 | 2,0313 | 1407,73 | 9,2375 | 23 May 03 |
| 0,6586 | 0,4311 | 4,3460 | 37703 | 233,2450 | 41,149 | 1722000 | 1,7953 | 1,6279 | 9,2124 | 2,0242 | 2,0346 | 1416,38 | 9,3264 | 26 May 03 |
| 0,6614 | 0,4316 | 4,3751 | 37839 | 233,3050 | 41,125 | 1730000 | 1,8041 | 1,6366 | 9,2812 | 2,0333 | 2,0480 | 1426,33 | 9,5075 | 27 May 03 |
| 0,6572 | 0,4306 | 4,3607 | 37792 | 233,1210 | 41,055 | 1704000 | 1,8008 | 1,6243 | 9,1540 | 2,0370 | 2,0337 | 1409,09 | 9,7015 | 28 May 03 |
| 0,6582 | 0,4304 | 4,4032 | 37825 | 232,1594 | 41,310 | 1713000 | 1,8256 | 1,6294 | 9,1685 | 2,0548 | 2,0401 | 1418,95 | 9,6210 | 29 May 03 |
| 0,6610 | 0,4310 | 4,4072 | 38107 | 233,2000 | 41,185 | 1688000 | 1,8136 | 1,6214 | 9,2195 | 2,0499 | 2,0446 | 1425,73 | 9,5451 | 30 May 03 |
| 0,6560 | 0,4302 | 4,3949 | 37965 | 233,2200 | 41,121 | 1660000 | 1,7906 | 1,6058 | 9,1027 | 2,0275 | 2,0163 | 1407,00 | 9,4998 | 2 June 03 |
| 0,6578 | 0,4304 | 4,3946 | 38062 | 233,3500 | 41,176 | 1687000 | 1,7806 | 1,6034 | 9,1423 | 2,0223 | 2,0232 | 1408,46 | 9,4253 | 3 June 03 |
| 0,6563 | 0,4303 | 4,4348 | 37995 | 233,3450 | 41,394 | 1669000 | 1,7582 | 1,5860 | 9,1172 | 2,0073 | 2,0171 | 1403,39 | 9,5102 | 4 June 03 |
| 0,6593 | 0,4300 | 4,4500 | 38000 | 233,4050 | 41,520 | 1705000 | 1,7678 | 1,5932 | 9,1828 | 2,0387 | 2,0286 | 1413,29 | 9,4676 | 5 June 03 |
| 0,6608 | 0,4298 | 4,3860 | 38280 | 233,4550 | 41,430 | 1687000 | 1,7822 | 1,5979 | 9,2125 | 2,0453 | 2,0350 | 1417,91 | 9,4944 | 6 June 03 |
| 0,6579 | 0,4295 | 4,4172 | 38212 | 233,4500 | 41,356 | 1659000 | 1,7775 | 1,6014 | 9,1461 | 2,0343 | 2,0254 | 1402,56 | 9,4211 | 9 June 03 |
| 0,6570 | 0,4292 | 4,4630 | 38215 | 233,5500 | 41,490 | 1669000 | 1,7768 | 1,5900 | 9,1235 | 2,0336 | 2,0273 | 1397,27 | 9,3765 | 10 June 03 |
| 0,6578 | 0,4290 | 4,4380 | 38230 | 233,6350 | 41,535 | 1678000 | 1,7780 | 1,5937 | 9,1619 | 2,0336 | 2,0389 | 1404,24 | 9,3372 | 11 June 03 |
| 0,6567 | 0,4287 | 4,4555 | 38250 | 233,7050 | 41,455 | 1665000 | 1,7696 | 1,5883 | 9,1513 | 2,0300 | 2,0386 | 1400,22 | 9,3779 | 12 June 03 |
| 0,6581 | 0,4292 | 4,4309 | 38270 | 233,7150 | 41,346 | 1662000 | 1,7680 | 1,5826 | 9,1647 | 2,0314 | 2,0364 | 1400,66 | 9,2057 | 13 June 03 |
| 0,6621 | 0,4294 | 4,4015 | 38368 | 233,7150 | 41,360 | 1677000 | 1,7730 | 1,5825 | 9,2446 | 2,0323 | 2,0474 | 1410,86 | 9,2783 | 16 June 03 |
| 0,6603 | 0,4290 | 4,3986 | 38285 | 233,6750 | 41,435 | 1672000 | 1,7640 | 1,5868 | 9,2002 | 2,0206 | 2,0390 | 1396,76 | 9,1930 | 17 June 03 |
| 0,6563 | 0,4280 | 4,3950 | 38255 | 233,7850 | 41,485 | 1659000 | 1,7459 | 1,5727 | 9,1238 | 2,0026 | 2,0267 | 1386,21 | 9,3125 | 18 June 03 |
| 0,6542 | 0,4278 | 4,4620 | 38100 | 233,7750 | 41,700 | 1665000 | 1,7425 | 1,5762 | 9,0897 | 1,9967 | 2,0195 | 1394,52 | 9,3141 | 19 June 03 |
| 0,6534 | 0,4279 | 4,4220 | 38140 | 233,7650 | 41,671 | 1650000 | 1,7370 | 1,5661 | 9,0896 | 1,9909 | 2,0204 | 1387,59 | 9,2370 | 20 June 03 |
| 0,6493 | 0,4273 | 4,4280 | 37910 | 233,8650 | 41,829 | 1652000 | 1,7368 | 1,5755 | 8,9989 | 1,9708 | 2,0064 | 1373,43 | 9,1794 | 23 June 03 |
| 0,6500 | 0,4273 | 4,4620 | 37880 | 233,8750 | 41,774 | 1666000 | 1,7381 | 1,5676 | 9,0190 | 1,9726 | 2,0122 | 1379,13 | 9,1180 | 24 June 03 |
| 0,6487 | 0,4269 | 4,4640 | 37760 | 233,8850 | 41,671 | 1664000 | 1,7271 | 1,5628 | 9,0080 | 1,9707 | 2,0084 | 1371,33 | 8,9262 | 25 June 03 |
| 0,6452 | 0,4260 | 4,4665 | 37700 | 233,8740 | 41,660 | 1650000 | 1,7174 | 1,5474 | 8,9149 | 1,9619 | 2,0040 | 1356,64 | 8,7445 | 26 June 03 |
| 0,6476 | 0,4264 | 4,4700 | 37700 | 233,8650 | 41,690 | 1630000 | 1,7166 | 1,5448 | 8,8999 | 1,9648 | 2,0038 | 1363,17 | 8,5750 | 27 June 03 |
| 0,6489 | 0,4267 | 4,4775 | 37660 | 233,9520 | 41,550 | 1618000 | 1,7116 | 1,5506 | 8,9110 | 1,9569 | 2,0149 | 1364,38 | 8,5422 | 30 June 03 |

* Units of national currency per euro.

62. Ελλάδα: Εναρμονισμένος δείκτης τιμών καταναλωτή - βασικές κατηγορίες

Greece: Harmonized consumer price index - basic categories

(1996=100)

| Έτος και μήνας | Γενικός | Διατροφή και μη αλκοολούχα ποτά | Αλκοολούχα ποτά και καπνός | Ένδυση και υπόδηση | Στέγαση | Διαρκή αγαθά, είδη νοικοκυριού και υπηρεσίες | Υγεία | Μεταφορές | Επικοινωνίες | Αναψυχή πολιτιστικές δραστηριότητες | Εκπαίδευση | Ξενοδοχεία, καφέ και εστιατόρια | Άλλα αγαθά και υπηρεσίες |
|-------------------------|-----------|----------------------------------|---------------------------------|-----------------------|--|---|--------|-----------|----------------|-------------------------------------|------------|---------------------------------|----------------------------------|
| Year and month | All items | Food and non-alcoholic beverages | Alcoholic beverages and tobacco | Clothing and footwear | Housing, water, electricity, gas and other fuels | Furnishings, household equipment and routine maintenance of the house | Health | Transport | Communications | Recreation and culture | Education | Hotels, cafes and restaurants | Miscellaneous goods and services |
| Στάθμιση Weights | 1000,00 | 185,55 | 49,35 | 122,35 | 88,70 | 73,3 | 53,29 | 135,00 | 29,55 | 45,90 | 18,95 | 141,35 | 56,69 |
| 1998 | 110,2 | 108,8 | 117,4 | 112,9 | 105,4 | 111,7 | 83,4 | 108,2 | 106,3 | 111,9 | 114,5 | 115,5 | 114,8 |
| 1999 | 112,6 | 111,4 | 122,7 | 117,2 | 106,3 | 114,6 | 85,3 | 106,5 | 100,2 | 113,6 | 119,3 | 122,9 | 117,3 |
| 2000 | 115,8 | 113,8 | 126,1 | 119,5 | 113,1 | 116,3 | 86,7 | 113,3 | 86,1 | 114,3 | 123,7 | 128,5 | 120,1 |
| 2001 | 120,0 | 119,8 | 135,4 | 123,3 | 116,2 | 119,1 | 89,0 | 115,1 | 84,6 | 118,3 | 128,3 | 135,2 | 124,2 |
| 2002 | 124,8 | 126,8 | 144,9 | 127,7 | 120,6 | 121,0 | 93,6 | 115,7 | 80,8 | 121,6 | 133,4 | 144,2 | 127,8 |
| 2000 Ιαν. – Jan. | 113,2 | 113,4 | 124,1 | 110,6 | 109,5 | 112,5 | 85,7 | 107,7 | 91,7 | 114,1 | 122,2 | 128,8 | 118,5 |
| Φεβρ – Feb. | 112,7 | 115,0 | 124,1 | 107,1 | 110,7 | 111,7 | 85,8 | 108,6 | 87,8 | 113,5 | 122,2 | 124,7 | 118,0 |
| Μάρτ.– Mar. | 115,6 | 115,7 | 124,2 | 122,2 | 111,6 | 116,7 | 86,0 | 111,2 | 87,8 | 114,3 | 122,2 | 125,0 | 118,8 |
| Απρ. – Apr. | 116,3 | 116,7 | 124,4 | 122,3 | 110,8 | 117,0 | 86,2 | 112,3 | 86,8 | 114,2 | 122,2 | 128,4 | 120,4 |
| Μάιος– May | 116,6 | 116,2 | 124,5 | 122,5 | 111,0 | 117,3 | 86,4 | 113,4 | 85,9 | 114,2 | 122,2 | 130,2 | 119,6 |
| Ιούν. – June | 115,9 | 112,2 | 124,5 | 123,5 | 111,3 | 117,7 | 86,6 | 115,8 | 84,6 | 114,4 | 122,2 | 127,6 | 119,9 |
| Ιούλ. – July | 113,9 | 111,0 | 124,6 | 111,6 | 111,6 | 113,2 | 86,7 | 115,3 | 84,6 | 113,0 | 122,2 | 128,0 | 119,5 |
| Αύγ. – Aug. | 114,1 | 111,9 | 124,6 | 111,6 | 111,8 | 113,4 | 86,9 | 114,3 | 84,9 | 113,2 | 122,2 | 128,5 | 119,6 |
| Σεπτ. – Sept. | 116,5 | 112,2 | 125,0 | 123,5 | 112,5 | 118,4 | 87,3 | 115,8 | 84,9 | 114,9 | 126,5 | 128,8 | 120,9 |
| Οκτ. – Oct. | 117,8 | 112,8 | 131,1 | 126,1 | 117,2 | 118,7 | 87,3 | 116,1 | 84,9 | 114,9 | 126,9 | 129,1 | 121,1 |
| Νοέμ.– Nov. | 118,3 | 113,5 | 131,2 | 126,5 | 120,5 | 119,1 | 87,5 | 115,7 | 84,9 | 115,2 | 126,9 | 128,8 | 121,0 |
| Δεκ. – Dec. | 118,9 | 114,8 | 131,1 | 126,5 | 118,5 | 119,3 | 87,7 | 113,9 | 84,9 | 115,9 | 126,9 | 134,3 | 123,8 |
| 2001 Ιαν. – Jan. | 116,8 | 115,8 | 131,1 | 113,1 | 114,3 | 115,8 | 88,0 | 112,8 | 84,9 | 116,8 | 126,9 | 134,9 | 123,4 |
| Φεβρ – Feb. | 116,6 | 117,2 | 131,3 | 108,2 | 115,7 | 115,3 | 88,1 | 114,4 | 84,9 | 117,7 | 126,9 | 131,4 | 123,1 |
| Μάρτ.– Mar. | 119,3 | 118,5 | 131,3 | 126,6 | 115,5 | 119,6 | 88,2 | 114,3 | 85,2 | 117,7 | 126,9 | 131,6 | 123,3 |
| Απρ. – Apr. | 120,6 | 119,7 | 131,4 | 126,6 | 115,6 | 120,0 | 88,3 | 117,9 | 85,2 | 117,8 | 126,9 | 135,8 | 125,0 |
| Μάιος– May | 121,2 | 121,9 | 131,4 | 127,0 | 115,7 | 120,2 | 88,4 | 119,7 | 85,2 | 117,8 | 126,9 | 134,7 | 123,8 |
| Ιούν. – June | 121,1 | 120,5 | 136,9 | 128,0 | 115,9 | 120,3 | 88,6 | 117,6 | 85,6 | 117,9 | 126,9 | 134,9 | 123,8 |
| Ιούλ. – July | 118,7 | 118,4 | 138,5 | 114,3 | 116,9 | 116,3 | 89,0 | 115,3 | 84,9 | 117,8 | 126,9 | 135,3 | 123,3 |
| Αύγ. – Aug. | 118,7 | 118,6 | 138,5 | 114,3 | 117,1 | 116,4 | 89,3 | 115,0 | 83,8 | 117,9 | 126,9 | 135,4 | 123,5 |
| Σεπτ. – Sept. | 121,2 | 119,5 | 138,5 | 128,1 | 117,3 | 120,9 | 89,5 | 115,9 | 83,8 | 118,9 | 130,6 | 135,9 | 124,4 |
| Οκτ. – Oct. | 121,6 | 120,4 | 138,6 | 130,8 | 117,5 | 121,4 | 90,3 | 113,5 | 83,8 | 119,7 | 131,4 | 136,2 | 124,8 |
| Νοέμ.– Nov. | 121,7 | 121,4 | 138,6 | 131,2 | 116,8 | 121,7 | 90,3 | 112,2 | 83,8 | 119,7 | 131,5 | 137,1 | 125,2 |
| Δεκ. – Dec. | 123,1 | 126,3 | 138,8 | 131,2 | 116,0 | 121,6 | 90,4 | 112,8 | 83,8 | 119,8 | 131,5 | 139,5 | 126,6 |
| 2002 Ιαν. – Jan. | 122,4 | 130,3 | 138,9 | 118,6 | 117,2 | 118,2 | 91,1 | 113,3 | 83,4 | 119,7 | 131,5 | 140,0 | 126,2 |
| Φεβρ – Feb. | 121,0 | 127,5 | 139,0 | 112,0 | 117,7 | 117,1 | 91,2 | 113,0 | 81,7 | 120,0 | 131,5 | 139,4 | 126,6 |
| Μάρτ.– Mar. | 124,5 | 128,3 | 141,5 | 131,3 | 118,9 | 122,0 | 92,0 | 114,2 | 81,7 | 120,4 | 131,5 | 141,7 | 127,0 |
| Απρ. – Apr. | 125,5 | 128,7 | 146,3 | 131,4 | 120,3 | 122,2 | 92,6 | 116,5 | 81,7 | 120,6 | 131,5 | 143,4 | 127,7 |
| Μάιος– May | 125,8 | 126,3 | 146,5 | 133,0 | 120,5 | 122,4 | 93,2 | 117,2 | 81,6 | 121,0 | 131,5 | 145,9 | 127,8 |
| Ιούν. – June | 125,5 | 126,0 | 146,6 | 133,2 | 120,7 | 122,6 | 93,7 | 115,7 | 81,5 | 121,4 | 131,5 | 144,4 | 128,0 |
| Ιούλ. – July | 123,0 | 123,9 | 146,6 | 117,8 | 121,0 | 117,9 | 94,3 | 115,7 | 80,0 | 122,0 | 131,5 | 144,7 | 126,9 |
| Αύγ. – Aug. | 123,2 | 124,3 | 146,7 | 117,8 | 121,7 | 117,9 | 94,4 | 116,1 | 80,0 | 122,0 | 131,5 | 144,8 | 127,2 |
| Σεπτ. – Sept. | 125,8 | 124,9 | 146,7 | 132,2 | 122,0 | 122,7 | 94,7 | 116,4 | 80,0 | 122,6 | 137,0 | 146,1 | 128,6 |
| Οκτ. – Oct. | 126,4 | 126,1 | 146,7 | 134,7 | 122,2 | 123,1 | 95,0 | 116,7 | 80,0 | 123,0 | 137,3 | 146,1 | 129,0 |
| Νοέμ.– Nov. | 126,5 | 126,9 | 146,9 | 134,9 | 121,4 | 123,1 | 95,3 | 116,1 | 80,0 | 123,1 | 137,4 | 145,8 | 129,0 |
| Δεκ. – Dec. | 126,4 | 129,2 | 147,1 | 121,8 | 124,9 | 120,3 | 96,4 | 119,3 | 78,9 | 123,3 | 137,4 | 148,9 | 129,3 |

Πηγή: ΕΣΥΕ

Σημείωση: Οι συντελεστές στάθμισης αναφέρονται στο έτος 2002.

Source: NSSG

Note: The weights used in the compilation of the HICP refer to the year 2002.